


# **YOULDEN**

## **CRICKETER'S ALMANAC**

### **2013-14**



**A STATISTICAL REVIEW OF  
YOULDEN PARKVILLE C.C.  
FOR THE SEASON 2013-14**

## **FOREWORD**

After a successful recruiting period over the off season, the 2013-14 season was a season where great things were expected across all X1's on the field. Unfortunately, due to a variety of factors those expectations were not met, with, for the second season in a row, no sides making the finals and the potential indignity of the 1<sup>st</sup> X1 being relegated again (3<sup>rd</sup> time in 5 years). Pitch tampering again reared its ugly head on the last weekend of the season for the 1<sup>st</sup> X1, thwarting their pursuit of the outright victory that would have definitely saved them from relegation. Off the field, the social scene continued to thrive with great numbers, from both the junior and senior ranks, attending both the Christmas and End of Season functions. The interaction between the Junior and Senior sections of the Club continues to get better and suggests a great future lies ahead for the Club.

While the senior X1's struggled once again on the field, the juniors involved in the Powerful Owls program built on last years success to again feature in the finals. As of writing, the Under 14C team had won the premiership (beating the previously unbeaten Maribyrnong Park St Marys in the final), the Under 12F team had successfully qualified for the Grand Final after being on top of the ladder all season. The Under 14E team finished 3<sup>rd</sup> and were defeated in their semi final by a strong East Coburg. The Under 12D side lost their quarter final on the last ball of the day and the Under 12C side, despite finishing bottom of the ladder, lost by 4 runs in their semi final after beating the top side in their quarter final the week before! Two Under 10 teams, despite not being allowed to officially score etc, had a great time under the leadership of two of this seasons Poms (Blair Matthews and Liam Mitchell) and should start to move into the higher age groups with a great grounding behind them. Waddy, with the assistance of Rachel Neill and Dekka, continued to run a successful In2Cricket program for 5 to 8 year olds, the breeding ground for the junior teams, and thanks to an outreach program run in local primary schools before the start of In2Cricket, increased participation to over 50 kids. Overall there were about 130 (up from 80 last year) juniors involved in the Powerful Owls program, which is a great sign for the future of the Club!

There were 80 senior players who strutted their stuff for YPs (down from 102 from last season) and all of them are featured in this almanac. It may seem strange to say, but having less players play for us is a step in the right direction as it means we had more players play more consistently and less players play just the one or two games (18 compared to 36 last year). We had 27 players who made their YPCC debuts this season, including 8 from the junior program (Jasper Paevere, Darcy Shepherd, Daniell Mott, William Mott, Aden Van Gerrevink, Angus Ross, Jack Perkins and Akira Cairnes) and 4 visiting Poms (James North, Liam Mitchell, Blair Matthews and Tim Young). Some moved on immediately, however 19 of those played 4 games or more. Hopefully those remaining in Australia come back and build on this next year.

Special individual highlights were once again somewhat few and far between, however Waddy in round 9 in the First X1, Waddy took 7-43 in a match haul of 10-66. Nick Merrigan took his first five wicket haul for the Club, 5-5 against Carnegie in round 10 in the 4ths, to consign Russell Degnan to having the record for the most wickets at the club without a 5 wicket haul. By claiming the 1<sup>st</sup> X1 bowling award, Freddy Stringer became the first player in the Club's history to win the award in all four elevens, a remarkable achievement which will possibly never be repeated. With the bat there were three hundreds scored during the season. Tim Young scored the First 1<sup>st</sup> X1 hundred since 2002-03 when he made 114 in the last round against St Andrews. Liam Mitchell smashed a 2<sup>nd</sup> innings 167 not out against Seddon in round 5, and Jason Clifford punished a hapless Melbourne Premier Cricket League to the tune of 134 runs in their round 11 clash in the thirds. On a more negative note, Matt Merrigan moved past Gus Anderson to become the leading run scorer at the Club who has yet to score a fifty!

President Paul Sinclair again led the Committee with aplomb. He was well supported by the Committee as we continue to push to sure-up our future both on and off the field. There are so many more stories to come out of 2013-14, so read on to refresh your memory. – Barney

## **YOULDEN RISING STAR – Rhys Dodson** **The Justin J. O'Connor Memorial Trophy**

This is a trophy to uphold youthful exuberance and talent, and at the same time pay our respects to an old friend who was taken from us so young. Rhys Dodson joined the Club at the start of the season after moving to Melbourne from Sydney for work. Such was the impact Rhys had at training during the preseason, he was named vice captain of the 2<sup>nd</sup> X1 at the start of the season, a position he was unable to occupy due to being in the First X1 for all bar one game. Rhys announced himself on the field with a bang, bowling his allotted 8 overs for 19 and making 21 not out (including hitting a six in the final over to win the game) in round 1. He also had run 7 opposition batsmen by the end of round 7. The life of the party at all the social events, Rhys continues the fine calibre of young player to win this award. Hopefully a long a successful playing career at YPCC is ahead of him.



# **BEST CLUBPERSON – Corey Anderson**

## **The Tom Harrington Memorial Trophy**


Corey Anderson has taken out this season's Best Clubman Award for his efforts around the Club. Whether it was turning a snag at a fundraising BBQ, applying the covers on a Friday night, or simply helping out at one of the Club's social events, Corey was always there to lend a hand. Corey went above and beyond to help our visiting Poms settle in, with lifts to and from the airport, numerous household appliances and finally teaching them to drink beer rather than cider, just a small selection of the assistance he gave them. All his efforts are recognised here. Well done Corey, thanks for all your efforts. Well deserved.



# **CLUB CHAMPION – 545.65 POINTS**

## **The George Moloney Jnr. Trophy**

### **Tim Young**



Tim becomes the second import in a row to take out the Club Champion award after Sam Johnson took it home last season. Tim made sure of it by having a monster last game of the season where he scored First 1<sup>st</sup> X1 hundred (114) since the 2002/03 season, along with collecting 4 wickets, a catch and a run out! Tim knocked up the most runs for the Club (588) this season, along with taking 13 wickets, 8 catches, completing 4 run outs, and snaffling 2 stumpings. Tim won comfortably from Jessie McCartney and fellow Englishman Liam Mitchell who finished 2<sup>nd</sup> and 3<sup>rd</sup> in the Club's 2<sup>nd</sup> most important award. Congratulations Tim.

## **BATTING AND BOWLING WINNERS**

### **FIRST ELEVEN**

Brian O'Reilly Trophy	Batting	Tim J. Young	32.75
Max Nicholls Trophy	Bowling	Michael A. Stringer	14.55

### **SECOND ELEVEN**

Armstrong Biggs & Co. Trophy	Batting	Liam S. Mitchell	35.38
John Wood Memorial Trophy	Bowling	James P. North	28.64

### **THIRD ELEVEN**

Bob Gration Snr. Trophy	Batting	Wayne Daniell	46.50
Ken Spargo Trophy	Bowling	Akira Cairnes	13.75

### **FOURTH ELEVEN**

George Moloney Snr. Trophy	Batting	Matthew J. Perkins	26.18
Steven Carroll Trophy	Bowling	Andrew J. Campbell	14.65

# **The JOHN T. RACKSTRAW MEDAL**

## **Voted by the Players for the Players**

### **Waddington Mwayenga – 112 votes**

In what is said to be his last year at the Club, Waddy picked up his third John T. Rackstraw Medal as the Club's most valuable player as voted by his teammates. Waddy polled in eight of the ten games he played in where votes were awarded, with a maximum 30 votes coming in the round 9 win over Werribee Centrals where he took 10 wickets for the match! Waddy won by 4 votes from the cockroach Jessie McCartney and a further 12.9 from Club Champion Tim Young. Congratulations Waddy. You will be hard to replace.



# CLUB CHAMPIONSHIP STANDINGS - SEASON 2013-14

Rank	Player	Matches	Points	Last Season	Rank	Player	Matches	Points	Last Season
1	Young, Tim J	15	545.65		41	Cairnes, Colin M	8	91.05	12
2	McCartney, Jessie	14	476.00		42	Jackson, David A	12	90.75	40
3	Mitchell, Liam S	15	407.05		43	Mackay, Chris K	17	86.90	57
4	Matthews, Blair J	15	399.50		44	Walshe, David P	3	85.00	re
5	Mwayenga, Waddington	11	371.00	5	45	Diciero, Max	10	83.10	64
6	Dodson, Rhys	14	317.00		46	Arnold, Greg	9	79.10	25
7	Watareka, Asanka	13	305.50		47	Sinclair, Paul G	5	78.05	3
8	Steward, Anthony J	14	303.55	2	48	Wood, David R	11	71.65	67
9	Stringer, Michael A	14	290.00	7	49	Dwyer, Rohan M	15	69.85	30
10	Demelis, Nicholas	12	288.60	5	50	Vance, Shaun D	6	63.35	42
11	Dewey, Derek J	13	287.00	11	51	Thomas, Eugene	12	60.50	
12	Clifford, Jason	9	282.85		52	Blake, David A	4	57.75	45
13	Phillips, Andrew H	11	281.00	13	53	Mott, William	5	52.25	
14	Paulett, Andy R	10	271.00	6	54	Crimmins, Sam B	4	45.65	61
15	Daniell, Wayne	10	270.05	55	55	Van Gerrevink, Aden	8	45.10	
16	Douglas, James	10	256.30	35	56	Reynolds, Paul	7	42.35	
17	Perkins, Matthew J	15	254.65	21	57	Skate, Doug J	1	40.00	re
18	Phelps, Rohan J	16	250.25	34	58	Merrigan, Nick J	2	37.10	59
19	Heddle, David	11	222.00		59	Williams, Lachy	2	35.00	
20	Diciero, George	9	219.60	17	60	Ghouse, Raheel	1	32.45	
21	Herbert, Stuart G	18	217.80	19	61	Shepherd, Darcy	6	27.50	
22	Pizzey, David S	16	217.40	32	62	Pattichis, Peter	2	25.30	8
23	North, James P	15	211.40		63	Bourne, Johnnie	4	21.00	
24	Pearce, John G	8	198.55	60	64	Kannan, Srinivas	2	19.25	re
25	Jones, Owen B	13	198.55	10	65	Robertson, Ian J	2	18.15	20
26	van Run, Matthew W	6	183.00	51	66	Corrigan, John R	8	17.05	70
27	Silva, Kavirathna D	18	178.20	28	67	D'Alessandro, John	2	17.00	100
28	Syed, Imran	8	176.25	re	68	Mott, Daniel	2	15.95	
29	Lane, Joshua	12	163.00		69	Nanayakkara, Dinusha S	1	15.40	
30	Burley, David L	13	163.00	18	70	Marks, Russell L	1	11.00	9
31	Campbell, Andrew J	16	158.40		71	Ross, Angus	3	10.45	
32	Skate, Andrew N	7	150.25	14	72	Perkins, Jack	5	8.80	
33	Bonaddio, Patrick	14	147.75	29	73	Down, Gavin C	2	8.25	82
34	Anderson, Corey B	17	126.30	37	74	Grist, Peter	1	7.70	
35	Holt, Peter T	9	119.25	43	75	Bau, Jacob	3	6.60	85
36	Merrigan, Matthew J	10	111.10	15	76	Fernando, Dilusha	1	6.05	
37	Newing, Shaun	8	109.70	63	77	Tucker, Adam	1	5.50	22
38	Lenehan, James	7	108.90	74	78	Kelly, Elton	1	3.85	
39	Paevere, Jasper	12	105.60		79	Ross, Glen	1	2.75	54
40	Cairnes, Akira	11	103.40		80	French, Richard	1	1.10	re

## The TOP 30 in the JOHN T. RACKSTRAW MEDAL

1	Mwayenga, Waddington	112.00	16	Dodson, Rhys	61.00
2	McCartney, Jessie	108.00	17	Phelps, Rohan J	60.50
3	Young, Tim	95.10	18	Heddle, David	60.00
4	Matthews, Blair	92.20	19	Herbert, Stuart G	58.30
5	Mitchell, Liam	85.00	20	Steward, Anthony J	55.60
6	Daniell, Wayne	83.05	21	Pearce, John G	55.55
7	Jones, Owen B	75.90	22	Demelis, Nicholas	55.40
8	Perkins, Matthew J	74.25	23	North, James	55.00
9	Dewey, Derek J	74.00	24	Watareka, Asanka	54.65
10	Douglas, James	70.20	25	Clifford, Jason	50.50
11	Lane, Josh	70.00	26	Bonaddio, Patrick	50.30
12	Cairnes, Aikra	67.65	27	van Run, Matthew W	50.00
13	Paulett, Andy R	66.00	28	Anderson, Corey B	45.55
14	Diciero, George	65.50	29	Paevere, Jasper	45.10
15	Syed, Imran	62.70	30	Pizzey, David S	44.00



# CRITERIA USED FOR THE CLUB CHAMPION

It's based on a points system as follows:-

1. One point for each run scored.
2. Fourteen points for an unassisted wicket, eg. Bowled, LBW, Caught and Bowled, Hit wicket.
3. Seven points for an assisted wicket, eg. Caught, Stumped, Run Out. In the case of an assisted wicket, seven points each goes to both the bowler and the fielder involved.
4. Fourteen points for a direct hit for a run out which is essentially an unassisted wicket.

NB: as the 3<sup>rd</sup> & 4<sup>th</sup> XI played more matches, a factor of 0.55 was applied to any points (and Ryder votes) earned in the Threes and Fours. Twenty20 games are not included due to most of the Club not being eligible to play them.

The Club Champion voting does not include the finals but only up until the end of the home and away games. If all four teams make the finals, then this would be included in the Club Champion voting. In this case it would also depend on whether four sides played in the Grand Finals on whether the votes in that game would be included also.

## CLUB BROWNLOWS - RYDER AWARDS

### FOR BEST PLAYER IN EACH OF THE FOUR ELEVEN

All players give votes (3, 2 and 1) at the completion of each game (can't vote for themselves). Like the Brownlow Medal, votes are given only for the home and away games.

#### FIRST ELEVEN

**Jessie McCartney**  
**108 votes**



#### SECOND ELEVEN

**Josh Lane**  
**70 votes**



#### THIRD ELEVEN

**Wayne Daniell**  
**151 votes**



#### FOURTH ELEVEN

**Matthew Perkins**  
**125 votes**



# RYDER AWARDS – Vote Breakdown

## 1st X1 Ryder Votes

McCartney, Jessie	108
Mwayenga, Waddington	106
Young, Tim	94
Matthews, Blair	79
Dodson, Rhys	38
Paulett, Andy R	38
Clifford, Jason	34
Stringer, Michael A	32
Diciero, George	30
Mitchell, Liam	26
Heddle, David	21
Dewey, Derek J	18
Burley, David L	16
Douglas, James	10
Skate, Andrew N	7
Phillips, Andrew H	3

## 2nd X1 Ryder Votes

Lane, Josh	70
Mitchell, Liam	59
Dewey, Derek J	56
North, James	55
Demelis, Nicholas	51
van Run, Matthew W	50
Douglas, James	47
Heddle, David	39
Phillips, Andrew H	38
Watareka, Asanka	31
Diciero, George	30
Paulett, Andy R	28
Steward, Anthony J	27
Dodson, Rhys	23
Skate, Doug	10
Walshe, David	9
Burley, David L	8
Mwayenga, Waddington	6
Arnold, Greg	3
Bonaddio, Patrick	3
Marks, Russell L	3
Merrigan, Nick	3
Newing, Shaun	3
Anderson, Corey B	1
Holt, Peter T	1

## 3rd X1 Ryder Votes

Daniell, Wayne	151
Jones, Owen B	134
Cairnes, Aikra	123
Phelps, Rohan J	59
Bonaddio, Patrick	57
Diciero, Max	54
Pizzey, David S	54
Paevere, Jasper	48
Steward, Anthony J	47
Watareka, Asanka	43
Lenehan, James	38
Cairnes, Colin M	36
Clifford, Jason	30
Crimmins, Sam B	30
Silva, Kavirathna D	29
Herbert, Stuart G	28
Pearce, John G	22
Arnold, Greg	20
Nanayakkara, Dinusha	20
Vance, Shaun D	18
Anderson, Corey B	17
Holt, Peter T	17
Thomas, Eugene	17
Newing, Shaun	16
Campbell, Andrew	15
Syed, Imran	13
Wood, David R	13
Diciero, George	10
Perkins, Matthew J	10
Demelis, Nicholas	8
Mackay, Chris K	8
Ross, Angus	8
Van Gerrick, Aden	8
Douglas, James	5
Mott, William	5
Shepherd, Darcy	4
Fernando, Dilusha	3
Sinclair, Paul G	3
Bau, Jacob	2
Robertson, Ian J	2
Young, Tim	2
Tucker, Adam	1

## 4th X1 Ryder Votes

Perkins, Matthew J	125
Syed, Imran	101
Pearce, John G	79
Herbert, Stuart G	78
Merrigan, Matthew J	71
Anderson, Corey B	64
Phelps, Rohan J	51
Campbell, Andrew	50
Newing, Shaun	46
Jackson, David A	42
Paevere, Jasper	34
Ghouse, Raheel	30
Merrigan, Nick	30
Mott, William	30
Blake, David A	29
Bonaddio, Patrick	29
Silva, Kavirathna D	29
Dwyer, Rohan M	27
Pizzey, David S	26
Matthews, Blair	24
Sinclair, Paul G	23
Skate, Andrew N	22
Van Gerrick, Aden	21
Douglas, James	19
Thomas, Eugene	19
Pattichis, Peter	17
Holt, Peter T	15
Lenehan, James	15
Mott, Daniel	14
Reynolds, Paul	6
Kannan, Srinivas	5
Steward, Anthony J	5
Cairnes, Colin M	4
Jones, Owen B	4
Ross, Angus	2
Corrigan, John R	1
Wood, David R	1



The UK imports, Tim Young, Liam Mitchell, Blair Matthews and James North.

## COACH'S AWARD – CHRIS MACKAY

From the very outset of pre-season Chris showed a level of commitment I wish all of our 1st and 2nd team players took on. Although Chris won't top any run scoring or wicket taking lists this season, he attended more training sessions than any player in the 2s, 3s or 4s for the season, had a key role in encouraging the junior players he played with in the 3s and 4s and did his bit to support the Club by hosting Tim and Camilla at his home before they headed off to NZ. On top of this he undertook the 'Couch to 5k' challenge, a fantastic example of dedicating himself to improving his fitness outside of the Club. I'm sure with continued work into next year he will see the positive results from his consistent hard work at training. Well done Chris!



## THE "QUACKER" PERFORMANCES FOR 2013-14

2013-14 saw a marginal improvement on last year, however it was still our 3<sup>rd</sup> worst on record. In his first season with the big boys, Eugene Thomas' 6 ducks has seen him "win" the duck award ahead of the serious challengers of Andrew Campbell and Chris Mackay who both finished with 5 ducks for the season. Gone are the heady days of most of the "noughties" where almost half the number of ducks were "achieved"! Having said that the 3<sup>rd</sup> and 4<sup>th</sup> X1's do play almost twice as many games.

G = Golden Duck (1<sup>st</sup> ball)   S = Silver Duck (2<sup>nd</sup> ball)   B = Bronze Duck (3<sup>rd</sup> ball)   P = A Pair (2 in 1 match)  
D = Diamond Duck (0 balls faced)   F\* = A Fools Gold Duck   K = A Golden Pair   R = Royal Duck (1<sup>st</sup> ball of match)  
\* a fools gold duck is one in which the batsman survives their first ball, however is then dismissed runout without facing a further delivery (cf. Diamond duck).  
Russ Degnan was the first to coin this phrase, and as far as we know Fooey was the first to make one at YPCC back in 2001.

<u>No. of Quacks</u>		<u>Players</u>			
6	Thomas, Eugene	GGG			
5	Campbell, Andrew J	GGBB	Mackay, Chris K	GG	
4	Demelis, Nicholas	GB	Lane, Joshua	G	
3	Dodson, Rhys	PG	Syed, Imran	D	Douglas, James GG
	Steward, Anthony J	GS	Mwayenga, Waddington	GB	Stringer, Michael A GB
	Matthews, Blair J	SS	Newing, Shaun	SS	Reynolds, Paul SB
	Anderson, Corey B	SS	Phillips, Andrew H	BB	Phelps, Rohan J B
	Arnold, Greg				
2	Cairnes, Akira	GS	Paevere, Jasper	G	Burley, David L SS
	Cairnes, Colin M	S	Mitchell, Liam S	S	Bonaddio, Patrick B
	Diciero, Max	B	Pearce, John G	B	Pizzey, David S B
	Dwyer, Rohan M		North, James P		
1	Bau, Jacob	G	Grist, Peter	G	Holt, Peter T G
	Merrigan, Matthew J	G	Sinclair, Paul G	G	Skate, Andrew N G
	van Run, Matthew W	G	Young, Tim J	G	Jones, Owen B S
	Mott, William	S	Paulett, Andy R	S	Shepherd, Darcy S
	Silva, Kavirathna D	S	Vance, Shaun D	S	Wood, David R S
	Bourne, Johnnie		Corrigan, John R		Crimmins, Sam B
	D'Alessandro, John		Herbert, Stuart G		Kannan, Srinivas
	Kelly, Elton		Merrigan, Nick J		Perkins, Matthew J
	Ross, Angus		Williams, Lachy		

<u>1993-94</u>	<u>1994-95</u>	<u>1995-96</u>	<u>1996-97</u>	<u>1997-98</u>	<u>1998-99</u>	<u>1999-00</u>	<u>2000-01</u>	<u>2001-02</u>	<u>2002-03</u>
53	33	50	44	41	64	65	55	73	66
<u>2003-04</u>	<u>2004-05</u>	<u>2005-06</u>	<u>2006-07</u>	<u>2007-08</u>	<u>2008-09</u>	<u>2009-10</u>	<u>2010-11</u>	<u>2011-12</u>	<u>2012-13</u>
62	65	76	69	63	90	116	88	107	116

2013-14  
109

# 1st XI BATTING PERFORMANCES

	Player	MAT	INN	NO	100s	50s	0s	4s	6s	HS	RUNS	AVE
<b>1</b>	<b><u>Young, Tim J</u></b>	<b><u>11</u></b>	<b><u>12</u></b>	<b><u>0</u></b>	<b><u>1</u></b>	<b><u>3</u></b>	<b><u>1</u></b>	<b><u>43</u></b>	<b><u>10</u></b>	<b><u>114</u></b>	<b><u>393</u></b>	<b><u>32.75</u></b>
2	Matthews, Blair J	11	12	1	0	1	2	18	4	79*	189	17.18
3	McCartney, Jessie	11	12	2	0	0	0	22	0	39	154	15.40
4	Dodson, Rhys	10	10	1	0	0	3	15	3	32	125	13.89
5	Paulett, Andy R	6	4	1	0	0	0	14	0	43*	107	35.67
6	Clifford, Jason	4	5	0	0	0	0	8	0	40	104	20.80
7	Diciero, George	5	6	0	0	0	0	12	1	38	100	16.67
8	Mitchell, Liam S	4	5	0	0	1	1	16	2	55	97	19.40
9	Skate, Andrew N	6	7	1	0	0	0	9	0	26	75	12.50
10	Hedde, David	7	7	1	0	0	0	6	0	30	69	11.50
11	Dewey, Derek J	8	7	2	0	0	0	4	2	21*	52	10.40
12	Mwayenga, Waddington	9	9	2	0	0	2	3	0	10	36	5.14
13	Stringer, Michael A	11	8	2	0	0	3	3	1	14	31	5.17
14	Burley, David L	8	6	4	0	0	1	1	0	5	8	4.00
15	Lane, Joshua	5	4	0	0	0	2	0	0	2	3	0.75
16	Phillips, Andrew H	2	2	0	0	0	1	0	0	2	2	1.00
17	North, James P	1	1	0	0	0	0	0	0	2	2	2.00
18	Douglas, James	1	1	0	0	0	1	0	0	0	0	0.00

# 1st XI BOWLING PERFORMANCES

	Player	MAT	O	M	R	W	5Wi	10Wm	BBI	AVE.	STR.	ECN.
1	Mwayenga, Waddington	9	123.4	28	414	26	1	1	7/43	15.92	28.54	3.35
2	McCartney, Jessie	11	120.4	25	380	25	1	0	5/66	15.20	28.96	3.15
<b>3</b>	<b><u>Stringer, Michael A</u></b>	<b><u>11</u></b>	<b><u>102.2</u></b>	<b><u>30</u></b>	<b><u>291</u></b>	<b><u>20</u></b>	<b><u>0</u></b>	<b><u>0</u></b>	<b><u>4/69</u></b>	<b><u>14.55</u></b>	<b><u>30.70</u></b>	<b><u>2.84</u></b>
4	Matthews, Blair J	11	63.5	10	216	11	0	0	3/28	19.64	34.82	3.38
5	Burley, David L	8	74	19	229	9	0	0	3/35	25.44	49.33	3.09
6	Young, Tim J	11	65.4	11	241	9	0	0	4/32	26.78	43.78	3.67
7	Skate, Andrew N	6	19	3	89	4	0	0	2/15	22.25	28.50	4.68
8	Dodson, Rhys	10	28	2	136	4	0	0	2/34	34.00	42.00	4.86
9	Douglas, James	1	4	1	23	3	0	0	3/23	7.67	8.00	5.75
10	Watareka, Asanka	1	11	1	44	2	0	0	2/44	22.00	33.00	4.00
11	Hedde, David	7	7.4	2	20	1	0	0	1/7	20.00	46.00	2.61
12	Phillips, Andrew H	2	12	1	40	1	0	0	1/40	40.00	72.00	3.33
13	North, James P	1	9	0	53	1	0	0	1/28	53.00	54.00	5.89
14	Mitchell, Liam S	4	1	0	6	0	0	0	0/6	NA	NA	6.00
15	Clifford, Jason	4	1	0	7	0	0	0	0/7	NA	NA	7.00
16	Lane, Joshua	5	9	0	37	0	0	0	0/2	NA	NA	4.11





# 2nd XI BATTING PERFORMANCES

	Player	MAT	INN	NO	100s	50s	0s	4s	6s	HS	RUNS	AVE
<u>1</u>	<u>Mitchell, Liam S</u>	<u>7</u>	<u>9</u>	<u>1</u>	<u>1</u>	<u>0</u>	<u>1</u>	<u>36</u>	<u>4</u>	<u>167*</u>	<u>283</u>	<u>35.38</u>
2	Demelis, Nicholas	9	11	0	0	0	3	20	2	41	145	13.18
3	Dewey, Derek J	3	4	1	0	2	0	16	1	64*	137	45.67
4	Phillips, Andrew H	9	11	0	0	0	2	18	1	33	132	12.00
5	Heddle, David	3	5	0	0	1	0	11	0	61	111	22.20
6	Lane, Joshua	6	8	0	0	0	1	8	1	35	97	12.13
7	Watareka, Asanka	9	10	1	0	0	0	7	1	28	94	10.44
8	Paulett, Andy R	3	3	1	0	1	1	11	0	65	87	43.50
9	Diciero, George	1	1	0	0	1	0	11	2	85	85	85.00
10	Steward, Anthony J	4	5	2	0	1	2	9	2	62*	73	24.33
11	Walshe, David P	3	4	1	0	0	0	10	0	34	71	23.67
12	van Run, Matthew W	6	7	1	0	0	1	6	2	39*	50	8.33
13	Arnold, Greg	6	7	0	0	0	1	5	0	23	49	7.00
14	North, James P	10	10	3	0	0	2	5	0	10*	44	6.29
15	Mwayenga, Waddington	2	3	0	0	0	1	5	0	30	34	11.33
16	Clifford, Jason	2	2	1	0	0	0	5	0	25	31	31.00
17	Douglas, James	6	7	4	0	0	2	2	0	17	26	8.67
18	Newing, Shaun	2	3	0	0	0	1	2	1	20	25	8.33
19	Anderson, Corey B	2	4	0	0	0	1	0	0	15	24	6.00
20	Burley, David L	2	2	0	0	0	1	2	1	22	22	11.00
21	Holt, Peter T	2	3	1	0	0	0	3	0	10*	20	10.00
22	Skate, Doug J	1	1	0	0	0	0	3	0	19	19	19.00
23	Bourne, Johnnie	4	5	0	0	0	1	1	0	7	14	2.80
24	Williams, Lachy	2	2	1	0	0	1	1	0	14*	14	14.00
25	Merrigan, Nick J	1	1	1	0	0	0	1	0	14*	14	NA
26	Diciero, Max	4	3	0	0	0	1	0	0	12	13	4.33
27	Bonaddio, Patrick	1	2	0	0	0	0	1	0	12	13	6.50
28	Marks, Russell L	1	1	0	0	0	0	1	1	11	11	11.00
29	Dodson, Rhys	1	2	0	0	0	0	0	0	8	10	5.00
30	D'Alessandro, John	2	3	0	0	0	1	2	0	8	10	3.33
31	Sinclair, Paul G	1	2	1	0	0	0	0	0	6	6	6.00
32	Cairnes, Colin M	1	1	0	0	0	0	0	0	5	5	5.00
33	Wood, David R	1	1	0	0	0	0	0	0	4	4	4.00
34	Pizzey, David S	1	1	0	0	0	0	1	0	4	4	4.00
35	Mackay, Chris K	1	1	0	0	0	1	0	0	0	0	0.00
36	Syed, Imran	1	1	0	0	0	1	0	0	0	0	0.00



# 2nd XI BOWLING PERFORMANCES

	Player	MAT	O	M	R	W	5Wi	10Wm	BBI	AVE.	STR.	ECN.
1	Douglas, James	6	55.1	5	273	13	0	0	3/19	21.00	25.46	4.95
2	Watareka, Asanka	9	63.2	4	211	11	0	0	3/26	19.18	34.55	3.33
<b>3</b>	<b><u>North, James P</u></b>	<b><u>10</u></b>	<b><u>103.2</u></b>	<b><u>39</u></b>	<b><u>315</u></b>	<b><u>11</u></b>	<b><u>1</u></b>	<b><u>0</u></b>	<b><u>5/18</u></b>	<b><u>28.64</u></b>	<b><u>56.36</u></b>	<b><u>3.05</u></b>
4	van Run, Matthew W	6	37.5	10	119	10	0	0	4/28	11.90	22.70	3.15
5	Phillips, Andrew H	9	55.2	13	196	9	0	0	2/13	21.78	36.89	3.54
6	Demelis, Nicholas	9	24.3	3	106	7	0	0	3/8	15.14	21.00	4.33
7	Steward, Anthony J	4	36	3	137	6	0	0	3/19	22.83	36.00	3.81
8	Lane, Joshua	6	48	6	184	5	0	0	2/31	36.80	57.60	3.83
9	Dodson, Rhys	1	22	5	38	4	0	0	4/35	9.50	33.00	1.73
10	Skate, Doug J	1	13	2	31	2	0	0	2/31	15.50	39.00	2.38
11	Vance, Shaun D	1	6	0	31	2	0	0	2/31	15.50	18.00	5.17
12	Burley, David L	2	24	9	60	2	0	0	1/11	30.00	72.00	2.50
13	Diciero, Max	4	28	3	96	2	0	0	1/6	48.00	84.00	3.43
14	Cairnes, Colin M	1	6	4	4	1	0	0	1/2	4.00	36.00	0.67
15	Syed, Imran	1	5	1	11	1	0	0	1/11	11.00	30.00	2.20
16	Mitchell, Liam S	7	11	2	32	1	0	0	1/2	32.00	66.00	2.91
17	Williams, Lachy	2	21.4	5	92	1	0	0	1/49	92.00	130.00	4.25
18	Walshe, David P	3	23	2	99	1	0	0	1/5	99.00	138.00	4.30
19	Anderson, Corey B	2	1	0	6	0	0	0	0/6	NA	NA	6.00
20	Pizzey, David S	1	3	0	9	0	0	0	0/9	NA	NA	3.00
21	Merrigan, Nick J	1	7	2	9	0	0	0	0/9	NA	NA	1.29



# 3rd XI BATTING PERFORMANCES

	Player	MAT	INN	NO	100s	50s	0s	4s	6s	HS	RUNS	AVE
1	<b>Daniell, Wayne</b>	<b>10</b>	<b>10</b>	<b>2</b>	<b>0</b>	<b>4</b>	<b>0</b>	<b>50</b>	<b>14</b>	<b>86</b>	<b>372</b>	<b>46.50</b>
2	Jones, Owen B	11	10	1	0	1	1	24	11	61*	247	27.44
3	Clifford, Jason	2	2	0	1	0	0	13	1	134	146	73.00
4	Phelps, Rohan J	10	9	0	0	0	3	11	2	34	129	14.33
5	Pizzey, David S	12	8	1	0	0	0	7	2	35	128	18.29
6	Bonaddio, Patrick	9	8	2	0	0	1	13	1	40	127	21.17
7	Silva, Kavirathna D	13	13	2	0	0	1	10	3	34	98	8.91
8	Crimmins, Sam B	3	3	0	0	1	1	4	1	65	75	25.00
9	Steward, Anthony J	9	6	0	0	0	1	5	1	16	65	10.83
10	Mackay, Chris K	13	12	1	0	0	4	8	0	15	62	5.64
11	Anderson, Corey B	9	9	0	0	0	1	7	0	18	62	6.89
12	Watareka, Asanka	3	3	0	0	0	0	6	0	32	60	20.00
13	Newing, Shaun	4	4	1	0	1	2	5	0	54*	57	19.00
14	Arnold, Greg	3	3	0	0	0	2	4	0	42	42	14.00
15	Holt, Peter T	2	2	0	0	0	0	6	0	28	34	17.00
16	Douglas, James	2	2	0	0	0	0	2	0	21	31	15.50
17	Mott, William	1	1	0	0	0	0	3	0	28	28	28.00
18	Robertson, Ian J	2	2	0	0	0	0	3	0	15	26	13.00
19	Wood, David R	4	3	0	0	0	0	1	0	12	24	8.00
20	Shepherd, Darcy	6	5	3	0	0	1	2	0	10*	22	11.00
21	Perkins, Matthew J	3	3	1	0	0	0	1	0	16*	21	10.50
22	Vance, Shaun D	5	4	0	0	0	1	0	0	10	21	5.25
23	Herbert, Stuart G	2	2	1	0	0	0	2	0	9*	16	16.00
24	Lenehan, James	3	2	0	0	0	0	3	0	8	14	7.00
25	Cairnes, Akira	10	6	2	0	0	2	0	0	8*	13	3.25
26	Ross, Angus	2	2	1	0	0	0	0	0	10	12	12.00
27	Diciero, George	1	1	0	0	0	0	2	0	12	12	12.00
28	Cairnes, Colin M	6	5	2	0	0	1	0	0	8	12	4.00
29	Bau, Jacob	2	2	1	0	0	0	0	0	11*	12	12.00
30	Fernando, Dilusha	1	1	0	0	0	0	1	0	11	11	11.00
31	Paevere, Jasper	4	4	2	0	0	1	0	0	5	8	4.00
32	North, James P	1	1	0	0	0	0	0	1	8	8	8.00
33	Corrigan, John R	4	4	1	0	0	0	1	0	4	8	2.67
34	Jackson, David A	3	3	0	0	0	0	0	0	3	6	2.00
35	Ross, Glen	1	1	1	0	0	0	0	0	5*	5	NA
36	Reynolds, Paul	2	1	0	0	0	0	0	0	5	5	5.00
37	Demelis, Nicholas	2	2	0	0	0	1	0	0	4	4	2.00
38	Diciero, Max	6	4	2	0	0	1	0	0	4	4	2.00
39	Tucker, Adam	1	1	0	0	0	0	0	0	3	3	3.00
40	Thomas, Eugene	6	3	1	0	0	2	0	0	3*	3	1.50
41	Young, Tim J	1	1	0	0	0	0	0	0	2	2	2.00
42	Sinclair, Paul G	2	1	0	0	0	0	0	0	2	2	2.00
43	French, Richard	1	1	0	0	0	0	0	0	2	2	2.00
44	Pearce, John G	2	2	0	0	0	1	0	0	1	1	0.50
45	Campbell, Andrew J	3	1	1	0	0	0	0	0	0*	0	NA
46	Kelly, Elton	1	1	0	0	0	1	0	0	0	0	0.00
47	Van Gerrevink, Aden	2	1	1	0	0	0	0	0	0*	0	NA



# 3rd XI BOWLING PERFORMANCES

	Player	MAT	O	M	R	W	5Wi	10Wm	BBI	AVE.	STR.	ECN.
<b>1</b>	<b><u>Cairnes, Akira</u></b>	<b><u>10</u></b>	<b><u>59.4</u></b>	<b><u>8</u></b>	<b><u>220</u></b>	<b><u>16</u></b>	<b><u>0</u></b>	<b><u>0</u></b>	<b><u>3/14</u></b>	<b><u>13.75</u></b>	<b><u>22.38</u></b>	<b><u>3.69</u></b>
2	Pizzey, David S	12	75.3	15	219	13	0	0	2/3	16.85	34.85	2.90
3	Steward, Anthony J	9	61.1	17	163	12	0	0	4/17	13.58	30.58	2.66
4	Phelps, Rohan J	10	19.3	0	110	10	0	0	4/12	11.00	11.70	5.64
5	Diciero, Max	6	36	7	75	9	0	0	3/8	8.33	24.00	2.08
6	Lenehan, James	3	18.2	0	88	9	0	0	4/28	9.78	12.22	4.80
7	Cairnes, Colin M	6	28.3	4	91	9	1	0	5/25	10.11	19.00	3.19
8	Silva, Kavirathna D	13	45	4	198	7	0	0	2/15	28.29	38.57	4.40
9	Paevere, Jasper	4	18	3	58	6	0	0	2/6	9.67	18.00	3.22
10	Campbell, Andrew J	3	16	6	40	5	0	0	4/7	8.00	19.20	2.50
11	Watareka, Asanka	3	16	3	56	5	0	0	2/23	11.20	19.20	3.50
12	Daniell, Wayne	10	21	3	82	5	0	0	2/30	16.40	25.20	3.90
13	Vance, Shaun D	5	38.2	4	129	5	0	0	3/30	25.80	46.00	3.37
14	Mackay, Chris K	13	9	2	34	4	0	0	2/9	8.50	13.50	3.78
15	Sinclair, Paul G	2	10	2	39	4	0	0	3/24	9.75	15.00	3.90
16	Pearce, John G	2	17	3	42	4	0	0	4/18	10.50	25.50	2.47
17	Nanayakkara, Dinusha S	1	9	4	10	3	0	0	3/10	3.33	18.00	1.11
18	Douglas, James	2	9	2	13	3	0	0	2/6	4.33	18.00	1.44
19	Syed, Imran	1	9	3	21	3	0	0	3/21	7.00	18.00	2.33
20	Herbert, Stuart G	2	13	1	54	3	0	0	3/23	18.00	26.00	4.15
21	Thomas, Eugene	6	30	7	110	3	0	0	2/24	36.67	60.00	3.67
22	Van Gerrevink, Aden	2	1.3	0	2	2	0	0	2/2	1.00	4.50	1.33
23	Jones, Owen B	11	2.3	1	8	2	0	0	2/8	4.00	7.50	3.20
24	Reynolds, Paul	2	5	0	25	2	0	0	2/25	12.50	15.00	5.00
25	Demelis, Nicholas	2	13	1	43	2	0	0	2/20	21.50	39.00	3.31
26	Shepherd, Darcy	6	20	0	101	2	0	0	1/11	50.50	60.00	5.05
27	Bonaddio, Patrick	9	35.1	4	125	2	0	0	1/9	62.50	105.50	3.55
28	Perkins, Matthew J	3	4	1	16	1	0	0	1/16	16.00	24.00	4.00
29	Tucker, Adam	1	7	2	26	1	0	0	1/26	26.00	42.00	3.71
30	Ross, Glen	1	3	1	9	0	0	0	0/9	NA	NA	3.00
31	Ross, Angus	2	2	0	10	0	0	0	0/10	NA	NA	5.00
32	Corrigan, John R	4	6	0	24	0	0	0	0/4	NA	NA	4.00
33	North, James P	1	9	1	28	0	0	0	0/28	NA	NA	3.11






# 4th XI BATTING PERFORMANCES

	Player	MAT	INN	NO	100s	50s	0s	4s	6s	HS	RUNS	AVE
1	<b><u>Perkins, Matthew J</u></b>	<b><u>12</u></b>	<b><u>12</u></b>	<b><u>1</u></b>	<b><u>0</u></b>	<b><u>3</u></b>	<b><u>1</u></b>	<b><u>23</u></b>	<b><u>1</u></b>	<b><u>68</u></b>	<b><u>288</u></b>	<b><u>26.18</u></b>
2	Pearce, John G	6	6	0	0	2	1	24	2	76	185	30.83
3	Jackson, David A	9	9	0	0	0	0	19	0	40	152	16.89
4	Herbert, Stuart G	16	15	2	0	0	1	10	1	26	128	9.85
5	Syed, Imran	6	6	0	0	0	2	7	0	43	113	18.83
6	Dwyer, Rohan M	15	14	2	0	0	2	7	0	29	113	9.42
7	Phelps, Rohan J	6	6	0	0	1	0	13	2	51	109	18.17
8	Merrigan, Matthew J	10	8	3	0	0	1	9	2	35*	104	20.80
9	Anderson, Corey B	6	6	1	0	0	1	10	0	41	103	20.60
10	Newing, Shaun	2	2	0	0	1	0	16	0	57	97	48.50
11	Blake, David A	4	4	0	0	1	0	9	4	57	84	21.00
12	Matthews, Blair J	1	1	0	0	1	0	9	2	76	76	76.00
13	Silva, Kavirathna D	5	5	1	0	0	0	7	3	45*	72	18.00
14	Holt, Peter T	5	5	0	0	0	1	5	0	18	44	8.80
15	Campbell, Andrew J	13	11	1	0	0	5	6	0	19	43	4.30
16	Bonaddio, Patrick	4	4	0	0	0	1	5	0	31	34	8.50
17	Reynolds, Paul	5	5	1	0	0	3	5	0	22*	30	7.50
18	Mott, William	4	4	0	0	0	1	2	0	12	25	6.25
19	Douglas, James	1	1	0	0	0	0	2	0	25	25	25.00
20	Ghouse, Raheel	1	1	0	0	0	0	3	1	24	24	24.00
21	Jones, Owen B	2	2	0	0	0	0	2	1	19	23	11.50
22	Mackay, Chris K	3	2	0	0	0	0	0	0	11	19	9.50
23	Sinclair, Paul G	2	2	0	0	0	1	2	0	17	17	8.50
24	Van Gerrevink, Aden	6	5	3	0	0	0	0	0	7*	12	6.00
25	Lenehan, James	4	2	0	0	0	0	0	0	8	9	4.50
26	Corrigan, John R	4	3	0	0	0	1	0	0	5	9	3.00
27	Paevere, Jasper	8	7	5	0	0	1	0	0	7	9	4.50
28	Perkins, Jack	5	4	1	0	0	0	0	0	4*	9	3.00
29	Mott, Daniel	2	1	0	0	0	0	0	0	8	8	8.00
30	Down, Gavin C	2	2	0	0	0	0	0	0	7	8	4.00
31	Wood, David R	6	6	1	0	0	1	0	0	4	8	1.60
32	Pattichis, Peter	2	1	0	0	0	0	0	0	4	4	4.00
33	Mitchell, Liam S	1	1	0	0	0	0	1	0	4	4	4.00
34	Thomas, Eugene	6	5	1	0	0	4	0	0	2*	2	0.50
35	Crimmins, Sam B	1	1	0	0	0	0	0	0	1	1	1.00
36	Pizzey, David S	3	3	0	0	0	2	0	0	1	1	0.33
37	Steward, Anthony J	1	1	0	0	0	0	0	0	1	1	1.00
38	Ross, Angus	1	1	0	0	0	1	0	0	0	0	0.00
39	Grist, Peter	1	1	0	0	0	1	0	0	0	0	0.00
40	Skate, Andrew N	1	1	0	0	0	1	0	0	0	0	0.00
41	Merrigan, Nick J	1	1	0	0	0	1	0	0	0	0	0.00
42	Kannan, Srinivas	2	1	0	0	0	1	0	0	0	0	0.00
43	Bau, Jacob	1	1	0	0	0	1	0	0	0	0	0.00
44	Cairnes, Colin M	1	1	0	0	0	1	0	0	0	0	0.00
45	Cairnes, Akira	1	1	1	0	0	0	0	0	0*	0	NA



# 4th XI BOWLING PERFORMANCES

	Player	MAT	O	M	R	W	5Wi	10Wm	BBI	AVE.	STR.	ECN.
<u>1</u>	<u>Campbell, Andrew J</u>	<u>13</u>	<u>69</u>	<u>6</u>	<u>249</u>	<u>17</u>	<u>0</u>	<u>0</u>	<u>3/15</u>	<u>14.65</u>	<u>24.35</u>	<u>3.61</u>
2	Herbert, Stuart G	16	120.1	15	439	14	0	0	3/8	31.36	51.50	3.65
<u>3</u>	<u>Syed, Imran</u>	<u>6</u>	<u>50</u>	<u>13</u>	<u>129</u>	<u>13</u>	<u>0</u>	<u>0</u>	<u>3/8</u>	<u>9.92</u>	<u>23.08</u>	<u>2.58</u>
4	Perkins, Matthew J	12	62	8	213	10	0	0	3/12	21.30	37.20	3.44
5	Paevere, Jasper	8	38	3	197	9	0	0	2/2	21.89	25.33	5.18
6	Thomas, Eugene	6	30	5	75	7	0	0	3/18	10.71	25.71	2.50
7	Pearce, John G	6	41	11	92	7	0	0	2/8	13.14	35.14	2.24
8	Silva, Kavirathna D	5	20	6	36	6	0	0	2/0	6.00	20.00	1.80
9	Pizzey, David S	3	22.4	6	60	6	0	0	3/12	10.00	22.67	2.65
10	Phelps, Rohan J	6	31	3	132	6	0	0	2/28	22.00	31.00	4.26
11	Merrigan, Matthew J	10	37	10	158	6	0	0	4/3	26.33	37.00	4.27
12	Merrigan, Nick J	1	9	7	5	5	1	0	5/5	1.00	10.80	0.56
13	Sinclair, Paul G	2	12.4	3	29	5	0	0	3/17	5.80	15.20	2.29
14	Van Gerrevink, Aden	6	23.1	2	104	5	0	0	1/10	20.80	27.80	4.49
15	Ghouse, Raheel	1	9	2	26	4	0	0	4/26	6.50	13.50	2.89
16	Pattichis, Peter	2	12	0	53	4	0	0	4/30	13.25	18.00	4.42
17	Mott, William	4	22	0	88	4	0	0	2/30	22.00	33.00	4.00
18	Skate, Andrew N	1	9	0	44	3	0	0	3/44	14.67	18.00	4.89
19	Bonaddio, Patrick	4	23	4	58	3	0	0	1/7	19.33	46.00	2.52
20	Mott, Daniel	2	2	0	7	2	0	0	2/7	3.50	6.00	3.50
21	Lenehan, James	4	21	1	48	2	0	0	2/11	24.00	63.00	2.29
22	Douglas, James	1	9	2	15	1	0	0	1/15	15.00	54.00	1.67
23	Mackay, Chris K	3	3	0	19	1	0	0	1/16	19.00	18.00	6.33
24	Reynolds, Paul	5	5	1	24	1	0	0	1/24	24.00	30.00	4.80
25	Grist, Peter	1	3	0	31	1	0	0	1/31	31.00	18.00	10.33
26	Cairnes, Colin M	1	9	2	44	1	0	0	1/44	44.00	54.00	4.89
27	Corrigan, John R	4	1	0	10	0	0	0	0/10	NA	NA	10.00
28	Kannan, Srinivas	2	4	0	16	0	0	0	0/16	NA	NA	4.00
29	Jackson, David A	9	3.1	0	28	0	0	0	0/12	NA	NA	8.84
30	Steward, Anthony J	1	9	3	29	0	0	0	0/29	NA	NA	3.22
31	Cairnes, Akira	1	6	0	36	0	0	0	0/36	NA	NA	6.00



# Twenty20 BATTING PERFORMANCES

	Player	MAT	INN	NO	100s	50s	0s	4s	6s	HS	RUNS	AVE
<u>1</u>	<u>Young, Tim J</u>	<u>3</u>	<u>3</u>	<u>1</u>	<u>0</u>	<u>2</u>	<u>0</u>	<u>15</u>	<u>7</u>	<u>95*</u>	<u>193</u>	<u>96.50</u>
2	Mitchell, Liam S	3	2	0	0	1	0	5	4	67	78	39.00
3	McCartney, Jessie	3	3	1	0	0	0	2	1	20*	40	20.00
4	Dewey, Derek J	2	1	0	0	0	0	3	1	26	26	26.00
5	Matthews, Blair J	3	3	1	0	0	1	1	0	14	26	13.00
6	Clifford, Jason	1	1	0	0	0	0	2	0	21	21	21.00
7	Diciero, George	2	2	0	0	0	0	1	0	20	21	10.50
8	Dodson, Rhys	3	2	0	0	0	0	1	0	17	19	9.50
9	Stringer, Michael A	3	2	0	0	0	0	0	1	9	10	5.00
10	North, James P	3	1	1	0	0	0	0	0	2*	2	NA
11	Burley, David L	3	1	1	0	0	0	0	0	1*	1	NA
12	Heddle, David	1	1	1	0	0	0	0	0	1*	1	NA
13	Lane, Joshua	1	1	0	0	0	1	0	0	0	0	0.00

# Twenty20 BOWLING PERFORMANCES

	Player	MAT	O	M	R	W	5Wi	10Wm	BBI	AVE.	STR.	ECN.
1	Young, Tim J	3	9	0	73	4	0	0	3/21	18.25	13.50	8.11
2	North, James P	3	12	2	82	4	0	0	2/23	20.50	18.00	6.83
<u>3</u>	<u>Matthews, Blair J</u>	<u>3</u>	<u>11.3</u>	<u>1</u>	<u>52</u>	<u>3</u>	<u>0</u>	<u>0</u>	<u>2/9</u>	<u>17.33</u>	<u>23.00</u>	<u>4.52</u>
4	Stringer, Michael A	3	9	0	55	2	0	0	2/22	27.50	27.00	6.11
5	Burley, David L	3	11	0	85	2	0	0	1/31	42.50	33.00	7.73
6	Demelis, Nicholas	1	2	0	15	1	0	0	1/15	15.00	12.00	7.50
7	Lane, Joshua	1	2	0	14	0	0	0	0/14	NA	NA	7.00
8	McCartney, Jessie	3	3	0	16	0	0	0	0/16	NA	NA	5.33

## CRITERIA USED FOR BATTING AND BOWLING TROPHIES

### BATTING - MINIMUM QUALIFICATIONS

1. A Batsman must score over 200 runs in that Eleven.
2. A Batsman must have a minimum of 5 innings in that Eleven.

If no player achieves the 200 run target, then the trophy goes to the player with the next highest number of runs as long as qualification 2 is also met. If two players achieve the same number of runs and both have had at least 5 innings it will be decided on averages of those players.

### BOWLING - MINIMUM QUALIFICATIONS

1. A Bowler must achieve 15 wickets in that Eleven
2. A Bowler must have bowled a minimum of 80 overs in that Eleven in two day comps, or 45 overs in one day comps.

If a bowler achieves both the above criteria above then he will qualify for the award. If two or more bowlers achieve 15 wickets and the minimum number of overs it will then be determined on averages.

If no bowler achieves 15 wickets then it goes to the bowler with the next highest number of wickets providing he has bowled more than 80 overs in that eleven. If two or more bowlers have the same number of wickets and bowled the minimum number of overs then it will be decided on averages.

If no bowler achieves the second criterion, this figure is reduced in blocks of ten until at least one player has qualified in that Eleven.

## TOP BATTING PERFORMANCES FOR 2013-14

	SCORE	PLAYER	ELEVEN	ROUND	INNS	OPPONENT
1	167*	Mitchell, Liam S	Second	5	2	Seddon
2	134	Clifford, Jason	Third	11	1	Melbourne Premier CL
3	114	Young, Tim J	First	11	1	St Andrews
4	95*	Young, Tim J	T20	1	1	Flemington
5	86	Daniell, Wayne	Third	1	1	South Yarra
6	85	Diciero, George	Second	1	1	Craigieburn
7	79*	Matthews, Blair J	First	11	1	St Andrews
8	76	Matthews, Blair J	Fourth	1	1	South Yarra
9	76	Pearce, John G	Fourth	14	1	Burnley CYMS
10	71*	Daniell, Wayne	Third	20	1	Gunbower Uniteded
11	69	Young, Tim J	First	1	1	Craigieburn
12	68	Young, Tim J	First	9	1	Werribee Centrals
13	68	Perkins, Matthew J	Fourth	5	1	Reds
14	67	Mitchell, Liam S	T20	2	1	Royal Park / Brunswick
15	66	Perkins, Matthew J	Fourth	20	1	Indigos
16	65	Paulett, Andy R	Second	11	1	St Andrews
17	65	Crimmins, Sam B	Third	8	1	Barnawartha North
18	64	Young, Tim J	T20	2	1	Royal Park / Brunswick
19	64*	Dewey, Derek J	Second	2	2	St Francis de Sales
20	62*	Steward, Anthony J	Second	6	2	Sunshine Druids
21	61	Heddle, David	Second	9	2	Werribee Centrals
22	61*	Jones, Owen B	Third	16	1	Melbourne Premier CL
23	57	Blake, David A	Fourth	15	1	Sacred Heart
24	57	Newing, Shaun	Fourth	16	1	Carnegie
25	57	Daniell, Wayne	Third	12	1	South Yarra
26	55	Mitchell, Liam S	First	6	1	Sunshine Druids
27	54*	Newing, Shaun	Third	1	1	South Yarra
28	52	Young, Tim J	First	6	1	Sunshine Druids
29	51	Dewey, Derek J	Second	8	1	Altona Roosters
30	51	Phelps, Rohan J	Fourth	16	1	Carnegie
31	50	Pearce, John G	Fourth	18	1	Sacred Heart
32	50*	Perkins, Matthew J	Fourth	14	1	Burnley CYMS
33	50*	Daniell, Wayne	Third	14	1	Parkville District

## TOP RUN SCORERS EXCEEDING 100 RUNS

	Player	MAT	INN	NO	100s	50s	0s	4s	6s	HS	RUNS	AVE
1	Young, Tim J	15	16	1	1	5	1	58	17	114	588	39.20
2	Mitchell, Liam S	15	17	1	1	2	2	58	10	167*	462	28.88
3	Daniell, Wayne	10	10	2	0	4	0	50	14	86	372	46.50
4	Perkins, Matthew J	15	15	2	0	3	1	24	1	68	309	23.77
5	Clifford, Jason	9	10	1	1	0	0	28	1	134	302	33.56
6	Matthews, Blair J	15	16	2	0	2	3	28	6	79*	291	20.79
7	Jones, Owen B	13	12	1	0	1	1	26	12	61*	270	24.55
8	Phelps, Rohan J	16	15	0	0	1	3	24	4	51	238	15.87
9	Diciero, George	9	10	0	0	1	0	26	3	85	218	21.80
10	Dewey, Derek J	13	12	3	0	2	0	23	4	64*	215	23.89
11	Paulett, Andy R	10	7	2	0	1	1	25	0	65	194	38.80
12	McCartney, Jessie	14	15	3	0	0	0	24	1	39	194	16.17
13	Anderson, Corey B	17	19	1	0	0	3	17	0	41	189	10.50
14	Pearce, John G	8	8	0	0	2	2	24	2	76	186	23.25
15	Heddle, David	11	13	2	0	1	0	17	0	61	181	16.45
16	Newing, Shaun	8	9	1	0	2	3	23	1	57	179	22.38
17	Bonaddio, Patrick	14	14	2	0	0	2	19	1	40	174	14.50
18	Silva, Kavirathna D	18	18	3	0	0	1	17	6	45*	170	11.33
19	Jackson, David A	12	12	0	0	0	0	19	0	40	158	13.17
20	Dodson, Rhys	14	14	1	0	0	3	16	3	32	154	11.85
21	Watareka, Asanka	13	13	1	0	0	0	13	1	32	154	12.83
22	Demelis, Nicholas	12	13	0	0	0	4	20	2	41	149	11.46
23	Herbert, Stuart G	18	17	3	0	0	1	12	1	26	144	10.29
24	Steward, Anthony J	14	12	2	0	1	3	14	3	62*	139	13.90
25	Phillips, Andrew H	11	13	0	0	0	3	18	1	33	134	10.31
26	Pizzey, David S	16	12	1	0	0	2	8	2	35	133	12.09
27	Syed, Imran	8	7	0	0	0	3	7	0	43	113	16.14
28	Dwyer, Rohan M	15	14	2	0	0	2	7	0	29	113	9.42
29	Merrigan, Matthew J	10	8	3	0	0	1	9	2	35*	104	20.80
30	Lane, Joshua	12	13	0	0	0	4	8	1	35	100	7.69



## TOP BOWLING PERFORMANCES FOR 2013-14

	Player	O	M	R	W	ELEVEN	ROUND	INNS	OPPONENT
1	Mwayenga, Waddington	17	5	43	7	First	9	1	Werribee Centrals
2	Merrigan, Nick J	9	7	5	5	Fourth	10	1	Carnegie
3	North, James P	10.2	3	18	5	Second	10	1	Taylors Lakes
4	Cairnes, Colin M	7.3	2	25	5	Third	9	1	Gunbower United
5	McCartney, Jessie	19	3	66	5	First	6	1	Sunshine Druids

## TOP WICKET TAKERS EXCEEDING 10 WICKETS

	Player	MAT	O	M	R	W	5Wi	10Wm	BBI	AVE.	STR.	ECN.
1	Mwayenga, Waddington	11	123.4	28	414	26	1	1	7/43	15.92	28.54	3.35
2	McCartney, Jessie	14	123.4	25	396	25	1	0	5/66	15.84	29.68	3.20
3	Campbell, Andrew J	16	85	12	289	22	0	0	4/7	13.14	23.18	3.40
4	Stringer, Michael A	14	111.2	30	346	22	0	0	4/69	15.73	30.36	3.11
5	Douglas, James	10	77.1	10	324	20	0	0	3/19	16.20	23.15	4.20
6	Pizzey, David S	16	101.1	21	288	19	0	0	3/12	15.16	31.95	2.85
7	Watareka, Asanka	13	90.2	8	311	18	0	0	3/26	17.28	30.11	3.44
8	Steward, Anthony J	14	106.1	23	329	18	0	0	4/17	18.28	35.39	3.10
9	Syed, Imran	8	64	17	161	17	0	0	3/8	9.47	22.59	2.52
10	Herbert, Stuart G	18	133.1	16	493	17	0	0	3/8	29.00	47.00	3.70
11	Phelps, Rohan J	16	50.3	3	242	16	0	0	4/12	15.13	18.94	4.79
12	Cairnes, Akira	11	65.4	8	256	16	0	0	3/14	16.00	24.63	3.90
13	North, James P	15	133.2	42	478	16	1	0	5/18	29.88	50.00	3.59
14	Paevere, Jasper	12	56	6	255	15	0	0	2/2	17.00	22.40	4.55
15	Matthews, Blair J	15	75.2	11	268	14	0	0	3/28	19.14	32.29	3.56
16	Silva, Kavirathna D	18	65	10	234	13	0	0	2/0	18.00	30.00	3.60
17	Young, Tim J	15	74.4	11	314	13	0	0	4/32	24.15	34.46	4.21
18	Burley, David L	13	109	28	374	13	0	0	3/35	28.77	50.31	3.43
19	Pearce, John G	8	58	14	134	11	0	0	4/18	12.18	31.64	2.31
20	Lenahan, James	7	39.2	1	136	11	0	0	4/28	12.36	21.45	3.46
21	Cairnes, Colin M	8	43.3	10	139	11	1	0	5/25	12.64	23.73	3.20
22	Diciero, Max	10	64	10	171	11	0	0	3/8	15.55	34.91	2.67
23	Perkins, Matthew J	15	66	9	229	11	0	0	3/12	20.82	36.00	3.47
24	van Run, Matthew W	6	37.5	10	119	10	0	0	4/28	11.90	22.70	3.15
25	Demelis, Nicholas	12	39.3	4	164	10	0	0	3/8	16.40	23.70	4.15
26	Thomas, Eugene	12	60	12	185	10	0	0	3/18	18.50	36.00	3.08
27	Phillips, Andrew H	11	67.2	14	236	10	0	0	2/13	23.60	40.40	3.50



The next generation: Jasper Paevere, Darcy Shepherd, Daniell Mott, Eugene Thomas, William Mott, Aden Van Gerrevink, Angus Ross, Jack Perkins and Akira Cairnes all made their senior debuts this season.

# CATCHES FOR SEASON 2013-14

First X1 keeper Derek Dewey ended up being involved in the most fielding dismissals for the season with a solid 15. He won a close race from 4<sup>th</sup> X1 stalwart Stuey Herbert and this years Club champion Tim Young who both were involved in 14 fielding dismissals. A special note has to be made of Rhys Dodson's efforts in the field this year. In the first 7 rounds of the season Rhys managed to complete 7 run outs! If you didn't make this list let's just hope that it was because a chance didn't come your way, rather than it being due to fingers of butter.

	PLAYER	MAT	TOTAL DISMISSALS	CATCHES NON WK	CATCHES WK	RUNNOUTS ASSISTED	RUNNOUTS UNASSISTED	STUMPINGS
1	Dewey, Derek J	13	15	2	8	0	1	4
2	Herbert, Stuart G	18	14	12	0	2	0	0
3	Young, Tim J	15	14	5	3	2	2	2
4	Holt, Peter T	9	13	1	9	2	0	1
5	Paulett, Andy R	10	13	5	4	0	1	3
6	Wood, David R	11	13	0	6	2	0	5
7	Clifford, Jason	9	12	12	0	0	0	0
8	Phelps, Rohan J	16	11	10	0	0	1	0
9	Daniell, Wayne	10	10	7	0	1	0	2
10	Dodson, Rhys	14	10	3	0	3	4	0
11	Jones, Owen B	13	10	1	4	1	0	4
12	Matthews, Blair J	15	9	7	0	1	1	0
13	McCartney, Jessie	14	9	8	0	0	1	0
14	North, James P	15	9	5	0	1	3	0
15	Demelis, Nicholas	12	8	6	0	2	0	0
16	Stringer, Michael A	14	8	7	0	1	0	0
17	Paevere, Jasper	12	6	5	0	1	0	0
18	Pearce, John G	8	6	6	0	0	0	0
19	Perkins, Matthew J	15	6	6	0	0	0	0
20	Phillips, Andrew H	11	6	6	0	0	0	0
21	Douglas, James	10	5	3	0	2	0	0
22	Heddle, David	11	5	3	1	1	0	0
23	Kannan, Srinivas	2	5	1	4	0	0	0
24	Mackay, Chris K	17	5	5	0	0	0	0
25	Merrigan, Matthew J	10	5	5	0	0	0	0
26	Pizzey, David S	16	5	3	0	2	0	0
27	Bonaddio, Patrick	14	4	4	0	0	0	0
28	Campbell, Andrew J	16	4	4	0	0	0	0
29	Diciero, George	9	4	4	0	0	0	0
30	Lenehan, James	7	4	0	2	1	1	0
31	Mitchell, Liam S	15	4	3	1	0	0	0
32	Mwayenga, Waddington	11	4	3	0	0	0	1
33	Steward, Anthony J	14	4	2	0	1	1	0
34	Watareka, Asanka	13	4	3	0	1	0	0
35	Anderson, Corey B	17	3	3	0	0	0	0
36	Blake, David A	4	3	1	1	0	0	1
37	Burley, David L	13	3	2	0	0	1	0
38	Lane, Joshua	12	3	3	0	0	0	0
39	Silva, Kavirathna D	18	3	3	0	0	0	0
40	Skate, Andrew N	7	3	2	0	1	0	0
41	van Run, Matthew W	6	3	3	0	0	0	0
42	Corrigan, John R	8	2	2	0	0	0	0
43	Dwyer, Rohan M	15	2	0	1	1	0	0
44	Reynolds, Paul	7	2	2	0	0	0	0
45	Syed, Imran	8	2	2	0	0	0	0
46	Van Gerrevink, Aden	8	2	1	0	1	0	0
47	Williams, Lachy	2	2	2	0	0	0	0
48	Arnold, Greg	9	1	1	0	0	0	0
49	Bourne, Johnnie	4	1	1	0	0	0	0
50	Cairnes, Colin M	8	1	1	0	0	0	0
51	Crimmins, Sam B	4	1	1	0	0	0	0
52	D'Alessandro, John	2	1	1	0	0	0	0
53	Diciero, Max	10	1	1	0	0	0	0
54	Down, Gavin C	2	1	1	0	0	0	0
55	Grist, Peter	1	1	1	0	0	0	0
56	Jackson, David A	12	1	1	0	0	0	0
57	Kelly, Elton	1	1	1	0	0	0	0
58	Mott, William	5	1	1	0	0	0	0
59	Perkins, Jack	5	1	1	0	0	0	0
60	Robertson, Ian J	2	1	0	0	1	0	0
61	Ross, Angus	3	1	1	0	0	0	0
62	Sinclair, Paul G	5	1	0	0	1	0	0
63	Thomas, Eugene	12	1	1	0	0	0	0

## **Mr. UNECONOMICAL - MOST RUNS HIT OFF ONE OVER**

The bowlers copped some harsh treatment again this season. Burl's first two overs at the start of a one day game against Aberfeldie cost him 30. James North's third over against St Albans was dispatched for 20 by a guy only opening due to the regular opener being late. But the man who copped the most punishment in a single over was James Douglas. James got dispatched to all parts in the one dayer against Altona Roosters in the Seconds, conceding 25 runs in a junk over after the game had already been decided. Better luck next year guys.

<b>RUNS</b>	<b>BOWLER</b>		<b>OPPOSITION</b>	<b>RND</b>	<b>INNS</b>	<b>X1</b>
25	J Douglas	vs	Altona Roosters	8	1	Second
20	J North	vs	St Albans	3	1	Second
19	W Mwayenga	vs	Aberfeldie	4	1	First
18	R Dodson	vs	Altona Roosters	8	1	First
17	A Watareka	vs	Parkville Districts	6	1	Third
17	J Paevere	vs	Indigos	20	1	Fourth
16	J Douglas	vs	St Francis De Sales	2	1	Second
16	D Burley	vs	Royal Park Brunswick	2	1	T20
16	M Merrigan	vs	Burnley CYMS	6	1	Fourth
16	S Herbert	vs	Carnegie	19	1	Fourth
15	K Silva	vs	South Yarra	1	1	Third
15	R Dodson	vs	St Francis De Sales	2	1	First
15	D Burley	vs	Aberfeldie	3	1	T20
15	D Burley	vs	Aberfeldie	4	1	First
15	D Burley	vs	Aberfeldie	4	1	First
15	M Van Run	vs	Werribee Centrals	9	2	Second
15	R Phelps	vs	Melbourne City	13	1	Third
15	I Syed	vs	Indigos	20	1	Fourth
14	D Burley	vs	Aberfeldie	3	1	T20
14	T Young	vs	Aberfeldie	3	1	T20
14	W Mwayenga	vs	Aberfeldie	4	1	First
14	A Campbell	vs	Reds	5	1	Fourth
14	A Phillips	vs	Seddon	5	1	Second
14	D Shepherd	vs	Parkville Districts	6	1	Third
14	M Merrigan	vs	Indigos	9	1	Fourth
14	J Corrigan	vs	South Yarra	12	1	Third
14	S Herbert	vs	Sacred Heart	15	1	Fourth
14	S Herbert	vs	Indigos	20	1	Fourth
14	J Paevere	vs	Indigos	20	1	Fourth
13	A Cairnes	vs	South Yarra	1	1	Third
13	M Stringer	vs	St Francis De Sales	2	1	First
13	A Steward	vs	Barnawartha North	5	1	Third
13	P Reynolds	vs	Burnley CYMS	6	1	Fourth
13	B Matthews	vs	Sunshine Druids	6	2	First
13	B Matthews	vs	Sunshine Druids	6	1	First
13	T Young	vs	Werribee Centrals	9	2	First
13	A Skate	vs	Monash Uni Gryphons	11	1	Fourth
13	M Stringer	vs	St Andrews	11	1	First
13	J McCartney	vs	St Andrews	11	1	First
13	S Herbert	vs	Melbourne City	13	1	Third
13	W Daniell	vs	Melbourne City	13	1	Third
13	P Pattichis	vs	Sacred Heart	15	1	Fourth
13	S Vance	vs	Melbourne Premier CL	16	1	Third
13	J Paevere	vs	Indigos	20	1	Fourth



# **BEST PARTNERSHIPS FOR EACH OF THE ELEVENS**

\*Minimum 25 runs.

## **FIRST ELEVEN**

WICKET	P'SHIP	BATTERS	ROUND	INN	OPPONENT
1	52	Jason Clifford - Jessie McCartney*	9	1	Werribee Centrals
2	52	Jason Clifford* - Jessie McCartney	11	1	St Andrews
3	101	Tim Young* - Liam Mitchell	6	1	Sunshine Druids
4	156	Tim Young - Blair Matthews*	11	1	St Andrews
5	47	George Dicciero - Andy Paulett*	6	1	Sunshine Druids
5	47	Jessie McCartney* - Rhys Dodson	9	2	Werribee Centrals
6	27	Jason Clifford* - Blair Matthews	10	1	Taylors Lakes
7	39	Jason Clifford* - Andrew Skate	10	1	Taylors Lakes
8		No partnerships of 25 runs or greater			
9		No partnerships of 25 runs or greater			
10		No partnerships of 25 runs or greater			

## **OTHER PARTNERSHIPS OF 50 RUNS AND OVER (1<sup>st</sup> XI)**

WICKET	P'SHIP	BATTERS	ROUND	INN	OPPONENT
4	80	Tim Young* - Rhys Dodson	9	1	Werribee Centrals

## **SECOND ELEVEN**

WICKET	P'SHIP	BATTERS	ROUND	INN	OPPONENT
1	38	David Heddle* - Andrew Phillips	9	2	Werribee Centrals
2	63	George Dicciero* - Derek Dewey	1	1	Craigieburn
3	106	Liam Mitchell* - Joshua Lane	5	2	Seddon
4	118	Liam Mitchell* - Greg Arnold	5	2	Seddon
5	38	Liam Mitchell - David Walshe*	2	1	St Francis de Sales
6	30	Derek Dewey* - Asanka Watareka	8	1	Altona Roosters
7	78*	Asanka Watareka* - Anthony Steward*	6	2	Sunshine Druids
8	38	David Walshe* - James North	3	1	St Albans
9	32	David Heddle - James Douglas*	9	2	Werribee Centrals
10	47	James Douglas - Matthew van Run*	10	1	Taylors Lakes

## **OTHER PARTNERSHIPS OF 50 RUNS AND OVER (2<sup>nd</sup> XI)**

WICKET	P'SHIP	BATTERS	ROUND	INN	OPPONENT
2	53	Andrew Phillips - Derek Dewey*	2	2	St Francis de Sales
3	85	George Dicciero* - Liam Mitchell	1	1	Craigieburn
4	55	Nicholas Demelis* - Liam Mitchell	3	1	St Albans

## **THIRD ELEVEN**

WICKET	P'SHIP	BATTERS	ROUND	INN	OPPONENT
1	71	Wayne Daniell - Corey Anderson*	12	1	South Yarra
2	45	Corey Anderson - Patrick Bonaddio*	13	1	Melbourne City
3	97	Wayne Daniell - Shaun Newing*	1	1	South Yarra
4	36	Wayne Daniell - Kavirathna Silva*	17	1	Gunbower United
5	73*	Owen Jones* - Matthew Perkins*	16	1	Melbourne Premier CL
6	49	Owen Jones - Jacob Bau*	2	1	Parkville District
7	82	Jason Clifford - David Pizzey*	11	1	Melbourne Premier CL
8	27	Rohan Phelps - John Corrigan*	13	1	Melbourne City
9		No partnerships of 25 runs or greater			
10		No partnerships of 25 runs or greater			

## **OTHER PARTNERSHIPS OF 50 RUNS AND OVER (3<sup>rd</sup> XI)**

WICKET	P'SHIP	BATTERS	ROUND	INN	OPPONENT
5	70	Shaun Newing* - William Mott	1	1	South Yarra
5	51*	Wayne Daniell* - Angus Ross*	14	1	Parkville District



## FOURTH ELEVEN

WICKET	P'SHIP	BATTERS	ROUND	INN	OPPONENT
1	103	Matthew Perkins* - John Pearce	14	1	Burnley CYMS
2	63	Matthew Perkins* - David Blake	14	1	Burnley CYMS
3	50	Matthew Perkins* - James Douglas	9	1	Indigos
4	64	Shaun Newing* - Matthew Perkins	17	1	Indigos
5	28	Patrick Bonaddio* - Daniel Mott	6	1	Burnley CYMS
6	109	Shaun Newing* - Rohan Phelps	16	1	Carnegie
7	71	Matthew Perkins - Kavirathna Silva*	5	1	Reds
8	32	Matthew Perkins* - Stuart Herbert	20	1	Indigos
9		No partnerships of 25 runs or greater			
10		No partnerships of 25 runs or greater			

Note: The 6<sup>th</sup> Wicket partnership between Shaun Newing and Rohan Phelps is new record for the 6<sup>th</sup> wicket for the Fourth XI. It bettered the previous record of 105 which was set by Ian Robertson and Mark Theobald against Sacred Heart in 2009/10.

### OTHER PARTNERSHIPS OF 50 RUNS AND OVER (4th XI)

WICKET	P'SHIP	BATTERS	ROUND	INN	OPPONENT
1	50	Corey Anderson – Rohan Phelps*	2	1	Burnley CYMS
2	60	John Pearce – Imran Syed*	17	1	Indigos
2	59	David Jackson – Matthew Perkins *	20	1	Indigos

## TWENTY20 ELEVEN

WICKET	P'SHIP	BATTERS	ROUND	INN	OPPONENT
1	125	Tim Young - Liam Mitchell*	2	1	Royal Park / Brunswick
2		No partnerships of 25 runs or greater			
3	55*	Tim Young* - Jessie McCartney*	1	1	Flemington
4		No partnerships of 25 runs or greater			
5		No partnerships of 25 runs or greater			
6	26	George Dicio - Jason Clifford*	3	1	Aberfeldie
7	25	Jason Clifford - Derek Dewey*	3	1	Aberfeldie
8		No partnerships of 25 runs or greater			
9		No partnerships of 25 runs or greater			
10		No partnerships of 25 runs or greater			

### OTHER PARTNERSHIPS OF 50 RUNS AND OVER (Twenty20 XI)

WICKET	P'SHIP	BATTERS	ROUND	INN	OPPONENT
1	68	Tim Young* - Blair Matthews	1	1	Flemington

## OVER ALL ELEVEN

WICKET	P'SHIP	BATTERS	GRADE	ROUND	INN	OPPONENT
1	125	Tim Young - Liam Mitchell*	VTCA:T20	2	1	Royal Park / Brunswick
2	63	George Dicio* - Derek Dewey	VTCA:North A2	1	1	Craigieburn
2	63	Matthew Perkins* - David Blake	MCA:D Grade	14	1	Burnley CYMS
3	106	Liam Mitchell* - Joshua Lane	VTCA:North A2	5	2	Seddon
4	156	Tim Young - Blair Matthews*	VTCA:North A1	11	1	St Andrews
5	73*	Owen Jones* - Matthew Perkins*	MCA:C Grade	16	1	Melbourne Premier CL
6	109	Shaun Newing* - Rohan Phelps	MCA:D Grade	16	1	Carnegie
7	82	Jason Clifford - David Pizzey*	MCA:C Grade	11	1	Melbourne Premier CL
8	38	David Walshe* - James North	VTCA:North A2	3	1	St Albans
9	32	David Heddle - James Douglas*	VTCA:North A2	9	2	Werribee Centrals
10	47	James Douglas - Matthew van Run*	VTCA:North A2	10	1	Taylors Lakes

# **BEST BATTING PARTNERSHIPS FOR EACH WICKET**

## **OVER ALL ELEVENS**

170*	1st	BP Maplestone (101*) / G. Whitson (45*)	Vs. Aberfeldie Park	North E	4th Eleven	1998/99
173*	2nd	JD Cofield (101*) / IJ Robertson (56*)	Vs. Reds	MCA C Grade	4th Eleven	2008/09
179	3rd	PG Sinclair (102) / SJ Womersley (107*)	Vs. Old Essendon Grammar	Senior A1	1st Eleven	1996/97
219	4th	AM Brodie (202*) / DG Wright (69)	Vs. Highett	Senior A1	1st Eleven	2002/03
167*	5th	SG Moloney (107) / CT Smith (55)	Vs. Flemington Kensington	North A	1st Eleven	1986/87
134	6th	TE Archbold (163) / MB Walshe (36)	Vs. Seddon	North C1	3rd Eleven	2002/03
138*	7th	TE Archbold (86*) / DJ Shirley (75*)	Vs. Spotswood	Senior A2	2nd Eleven	2002/03
126	8th	JE Moran (91) / AR Paulett (41)	Vs. Keilor	Senior Div.	1st Eleven	2003/04
110*	9th	KR Spargo (80) / AJ Steward (29)	Vs. Altona North	North B	2nd Eleven	1993/94
107	10th	SD Vance (38*) / MA Stringer (62)	Vs. Sunshine Druids	Snr Cntrl 2nds	2nd Eleven	2008/09

## **FIRST ELEVEN**

145	1st	DJ Skate (63) / DP Biggs (50) / BA Coffey (28)	Vs. McKinnon	Senior Div	1st Eleven	2006/07
151	2nd	JG Pearce (72) / SJ Womersley (87)	Vs. Highett	Senior A1	1st Eleven	1997/98
179	3rd	PG Sinclair (102) / SJ Womersley (107*)	Vs. Old Essendon Grammar	Senior A1	1st Eleven	1996/97
219	4th	AM Brodie (202*) / DG Wright (69)	Vs. Highett	Senior A1	1st Eleven	2002/03
167*	5th	SG Moloney (107) / CT Smith (55)	Vs. Flemington Kensington	North A	1st Eleven	1986/87
115*	6th	BJJ O'Reilly (63) / E. Muscella (45)	Vs. Newport East	North A	1st Eleven	1984/85
99	7th	MG Malatt (29) / SG Moloney (94)	Vs. Flemington Kensington	North A1	1st Eleven	1994/95
126	8th	JE Moran (91) / AR Paulett (41)	Vs. Keilor	Senior Div	1st Eleven	2003/04
70	9th	PT Wayman (41) / TD Woolcock (26)	Vs. Newport East	North A	1st Eleven	1978/79#
82	10th	JE Moran (81) / KJ Rodgers (22*)	Vs. Old Essendon Grammar	Senior Div	1st Eleven	2003/04

## **SECOND ELEVEN**

167	1st	LA La Fontaine (103) / IJ Robertson (54)	Vs. Sunshine Druids	Snr Cntrl 2nds	2nd Eleven	2007/08
153	2nd	DP Biggs (99) / DS Baker (64)	Vs. Chelsea	Senior 2nds	2nd Eleven	2003/04
176*	3rd	JV Harrington (62*) / JD Cofield (112*)	Vs. Nth Caulfield/Glenhuntly	Senior A2	2nd Eleven	2002/03
192	4th	SB Crimmins (178) / IR Gilbert (72)	Vs. Hoppers Crossing	Senior A2	2nd Eleven	2002/03#
165	5th	BL Gunn (104) / R. Kelly (53)	Vs. Flemington Kensington	North B	2nd Eleven	1985/86
92	6th	JG Pearce (50) / KJ Rodgers (44)	Vs. South Caulfield	Senior 2nds	2nd Eleven	2003/04
138*	7th	TE Archbold (86*) / DJ Shirley (75*)	Vs. Spotswood	Senior A2	2nd Eleven	2002/03
72	8th	G. Preston (22) / P. Cassell (46)	Vs. Preston	North B	2nd Eleven	1979/80
110*	9th	KR Spargo (80) / AJ Steward (29)	Vs. Altona North	North B	2nd Eleven	1993/94
107	10th	SD Vance (38*) / MA Stringer (62)	Vs. Sunshine Druids	Snr Cntrl 2nds	2nd Eleven	2008/09

## **THIRD ELEVEN**

136	1st	E. Muscella (59) / ID Graham (54)	Vs. Old Paradians	North C	3rd Eleven	1983/84
136	1st	DJ Dewey (82) / AJ Steward (73)	Vs. Carnegie	MCA C Grade	3rd Eleven	2009/10
160	2nd	PT Sinclair (97) / G. Gamble (53)	Vs. Flemington Kensington	North D	3rd Eleven	1991/92#
147	3rd	JD Cofield (100*) / PJ Hodgson (70)	Vs. Old Paradians	North C1	3rd Eleven	2001/02
168	4th	DG Wooles (144) / BJ Wild (95)	Vs. Spotswood	North C1	3rd Eleven	1999/00§
119*	5th	JD Cofield (123*) / BJ Wild (50*)	Vs. Albion	North C1	3rd Eleven	1999/00
134	6th	TE Archbold (163) / MB Walshe (36)	Vs. Seddon	North C1	3rd Eleven	2002/03
129	7th	IK Kalubovila (100*) / AJ Steward (33)	Vs. Flemington	North C2	3rd Eleven	2006/07
111*	8th	J. Rubio (36) / RR Gration (61)	Vs. Royal Park Brunswick	North C	3rd Eleven	1983/84
65	9th	JR Marriott (35) / SR Zelez (12)	Vs. Hoppers Crossing	North C2	3rd Eleven	2006/07
55	10th	GC Down (54*) / AJ Steward (9)	Vs. Spotswood	North C2	3rd Eleven	2006/07

## **FOURTH ELEVEN**

170*	1st	BP Maplestone (101*) / G. Whitson (45*)	Vs. Aberfeldie Park	North E	4th Eleven	1998/99
173*	2nd	JD Cofield (101*) / IJ Robertson (56*)	Vs. Reds	MCA C Grade	4th Eleven	2008/09
128	3rd	DJ Haines (42) / BJJ O'Reilly (76)	Vs. Flemington	North C2	4th Eleven	2003/04
178	4th	RD Clancy (110) / JG Pearce (92)	Vs. Reds	MCA C Grade	4th Eleven	2008/09
149	5th	PG Sinclair (77) / MJ Perkins (73)	Vs. East Malvern Tooronga	MCA C Grade	4th Eleven	2012/13
109	6th	S Newing (57) / RJ Phelps (51)	Vs. Carnegie	MCA D Grade	4th Eleven	2013/14
80	7th	RP Houghton (38*) / W. Smith (41)	Vs. St. Bernards	North E	4th Eleven	1998/99
80	7th	AJ Steward (51) / CA Cowland (25)	Vs. Old Essendon Grammar	North C2	4th Eleven	2005/06
74	8th	G Arnold (45*) / MJ Merrigan (31)	Vs. Sacred Heart	MCA D Grade	4th Eleven	2012/13
63	9th	SQ Reza Ali (23) / PA Bernays (20)	Vs. Parkville District	North C2	4th Eleven	2003/04
49*	10th	GC Down (30*) / RJ Hudson (29*)	Vs. Flemington	North E	4th Eleven	1998/99

## **OTHER PARTNERSHIPS OF 100 AND OVER**

161	1st	JD Cofield (110) / SA Jones (42)	Vs. Flemington	North D1	4th Eleven	2006/07
137	1st	IJ Robertson (112*) / W Mwayenga (67)	Vs. Carnegie	MCA C Grade	4th Eleven	2008/09
131	1st	SPB Ovenden (99) / DJ Haines (46)	Vs. Royal Park / Brunswick	North C2	4th Eleven	2003/04
130	1st	MC Trotter (52) / AF Focken (86)	Vs. Altona North	Senior A2	2nd Eleven	1997/98
127	1st	G. Gamble (56) / JD Cofield (67)	Vs. Ajax	North D	3rd Eleven	1991/92
126	1st	JE Moran (106) / DP Biggs (36)	Vs. Glenroy Amateurs	Senior A1	1st Eleven	2002/03
125	1st	TJ Young (64) / L Mitchell (67)	Vs. Royal Park / Brunswick	VTCA T20	T20 Eleven	2013/14
122	1st	SA Jones (45) / PJ Carroll (122*)	Vs. Seddon	North C2	4th Eleven	2002/03
122	1st	SB Crimmins (66) / PG Sinclair (52)	Vs. Glenroy Amateurs	Senior A1	1st Eleven	2001/02
117	1st	DJ Haines (39) / DA Lane (88)	Vs. Spotswood	North C1	3rd Eleven	2000/01
115	1st	R. Jones (64) / PT Wayman (46)	Vs. St. Bernards	North A	1st Eleven	1981/82
113	1st	RE Chapman (40) / JP Iverson (52)	Vs. Spotswood	North D	3rd Eleven	1989/90
111	1st	SJ Womersley (68) / BA Coffey (40)	Vs. Glenroy	North A	1st Eleven	1993/94
110	1st	AR Hodder (48) / DP Biggs (75)	Vs. Parkville District	North A2	2nd Eleven	1995/96
110	1st	J. Davies (47) / RR Gration (54)	Vs. Werribee	North D	3rd Eleven	1979/80
109	1st	DP Biggs (46) / DJ Skate (64)	Vs. Chelsea	Senior Div	1st Eleven	2005/06
107	1st	AF Focken (38) / IJ Robertson (57)	Vs. Parkville District	North C	3rd Eleven	1998/99
107	1st	JE Moran (94) / AR Paulett (34)	Vs. Highett	Senior A1	1st Eleven	1999/00
107	1st	IJ Robertson (69) / RM Dwyer (19)	Vs. Melbourne City	MCA C Grade	3rd Eleven	2012/13
106	1st	G. Gamble (24) / P. Bragagnolo (64)	Vs. State Bank	North B	2nd Eleven	1989/90
106	1st	GA Anderson (27) / DP Biggs (72)	Vs. Keilor	North A2	2nd Eleven	1994/95
105	1st	D. Moloney (70) / JH Ryan (29)	Vs. Newport East	North C	3rd Eleven	1992/93
103	1st	KE Sutherland (64) / RL Marks (54)	Vs. Williamstown CYMS	Senior Div	1st Eleven	2009/10
103	1st	MJ Perkins (50*) / JG Pearce (76)	Vs. Burnley CYMS	MCA D Grade	4th Eleven	2013/14
103	1st	CM Brown (56) / AR Paulett (66)	Vs. Royal Park / Brunswick	Senior A2	2nd Eleven	1996/97
102	1st	AJ Steward (65) / DJ Dewey (52)	Vs. Parkville District	MCA C Grade	3rd Eleven	2009/10
101	1st	DJ Dewey (43) / AJ Steward (47)	Vs. Parkville District	MCA C Grade	3rd Eleven	2009/10
101	1st	GH Perraton (54) / S. Hibbert (45)	Vs. La Trobe University	North A	1st Eleven	1984/85
101	1st	M Rush (59) / T Patterson (51)	Vs. Barnawartha North	MCA D Grade	4th Eleven	2012/13
163	2nd	JT Altus (105) / RG Degnan (60)	Vs. Old Paradians	North C2	4th Eleven	2002/03
154	2nd	GP Smith (42) / BJJ O'Reilly (103)	Vs. Old Essendon Grammar	North C	3rd Eleven	1994/95
151	2nd	DG Wooles (74) / BJ Wild (90)	Vs. Sunshine YCW	North C1	3rd Eleven	1999/00
151	2nd	DA Blake (82) / DA Lane (69)	Vs. Seddon	North C1	3rd Eleven	2000/01
138	2nd	IJ Robertson (94) / OB Jones (64)	Vs. Maccabi Ajax	MCA C Grade	3rd Eleven	2011/12
127	2nd	BT Usher (40) / P. Bragagnolo (84)	Vs. Newport East	North B	2nd Eleven	1989/90
123	2nd	AN Skate (79) / RL Marks (61)	Vs. Melbourne High School Old Boys	South Div	1st Eleven	2010/11
118	2nd	PG Sinclair (63) / SJ Womersley (69*)	Vs. Watsonia	Senior A1	1st Eleven	1996/97
118	2nd	ID Graham (70) / LJ Aylward (46)	Vs. La Trobe University	North B	2nd Eleven	1980/81
115	2nd	TJ Collits (59) / LJ Clancy (47)	Vs. Ajax	North D	3rd Eleven	1987/88

113	2nd	AJ Sharrock (46) / AF Morrison (108*)	Vs. Newport East	Senior A2	2nd Eleven	1997/98
110	2nd	BJJ O'Reilly (86) / J Challis (40)	Vs. State Bank	North A	1st Eleven	1987/88
110	2nd	DM Gallagher (82) / DL Callinan (56)	Vs. Reds	MCA D Grade	4th Eleven	2009/10
105	2nd	ID Graham (48) / B. Fry (60)	Vs. Werribee	North B	2nd Eleven	1981/82
105	2nd	GH Perraton (50) / CW Hudson (45)	Vs. La Trobe University	North B	2nd Eleven	1985/86
100	2nd	DP Biggs (47) / DG Wright (68)	Vs. Mentone	Senior Div	1st Eleven	2004/05
100	2nd	ZA Cameron (44) / DJ Tettman (55)	Vs. Williamstown CYMS	Senior 2nds	2nd Eleven	2009/10
133	3rd	GB Hotton (38) / PA Dudderidge (86)	Vs. Glenroy Amateurs	North A	1st Eleven	1992/93
132	3rd	B. Fry (44) / GH Perraton (86)	Vs. Old Essendon Grammar	North A	1st Eleven	1978/79
128	3rd	DA Clements (120) / DP Biggs (59)	Vs. Seddon	Senior A2	2nd Eleven	2000/01
123	3rd	PF Staindl (67) / LJ Clancy (51)	Vs. Royal Park Brunswick	North D	3rd Eleven	1985/86
123	3rd	AR Paulett (70) / W. Mwayenga (78)	Vs. Tullamarine	North Div	1st Eleven	2011/12
122	3rd	DJ Shirley (73) / IJ Robertson (54)	Vs. Old Essendon Grammarians	North C2	3rd Eleven	2003/04
121	3rd	AM Brodie (68) / BJ Wild (62)	Vs. Seddon	Senior A2	2nd Eleven	2001/02
119	3rd	GH Moloney (74) / C. Macrae (45)	Vs. Highett	Senior Div	1st Eleven	1973/74
118	3rd	AM Brodie (79) / AJ Fowler (74*)	Vs. Melbourne High School Old Boys	Snr Central	2nd Eleven	2005/06
113	3rd	GH Perraton (66) / B. Fry (40)	Vs. Old Paradians	North A	1st Eleven	1978/79
110	3rd	DP Biggs (78) / AM Brodie (72)	Vs. Royal Park Brunswick	Senior A1	1st Eleven	2002/03
109	3rd	SJ Johnson (54*) / RL Marks (56)	Vs. Royal Park Brunswick	North	1st Eleven	2012/13
107	3rd	L. Tennant (35) / X. Tanner (66)	Vs. Royal Park Brunswick	North A	1st Eleven	1983/84
106	3rd	L Mitchell (167*) / J Lane (26)	Vs. Seddon	North A2	2nd Eleven	2013/14
103	3rd	SJ Womersley (60) / JA Henry (52)	Vs. Beaumaris	Senior A1	1st Eleven	1997/98
102	3rd	MD Hotton (45) / MJ McIntosh (57)	Vs. Williamstown CYMS	Senior Div	1st Eleven	2009/10
101	3rd	PJ O'Dwyer (57) / AR Hodder (38)	Vs. Strathmore	North A2	2nd Eleven	1994/95
101	3rd	TJ Young (52) / L Mitchell (55)	Vs. Sunshine Druids	North A1	1st Eleven	2013/14
100	3rd	GP Wriedt (58) / PA Dudderidge (28)	Vs. Hoppers Crossing	North A	1st Eleven	1992/93
100	3rd	GH Moloney (84) / TD Woolcock (16)	Vs. Frankston	Senior Div	1st Eleven	1973/74
156	4th	TJ Young (114) / B Matthews (79*)	Vs. St Andrews	North A1	1st Eleven	2013/14
145	4th	SB Crimmins (74) / IR Gilbert (101*)	Vs. Sunshine United	Senior A2	2nd Eleven	2002/03§
137	4th	J. Farrell (56) / AJ Sharrock (69)	Vs. Hoppers Crossing	North A1	1st Eleven	1995/96§
136	4th	SJ Chappell (64) / A Langmaid (89)	Vs. Seddon	North C2	3rd Eleven	2007/08
135	4th	KP Steinmuller (117) / GC Down (29)	Vs. Yarraville Club	North C2	4th Eleven	2002/03
133	4th	AJ Sharrock (49) / BJJ O'Reilly (69)	Vs. Flemington Kensington	North A2	2nd Eleven	1995/96
129	4th	CA Hutton (65) / DA Harris (63)	Vs. Old Paradians	North E	4th Eleven	1998/99
122	4th	J. Rubio (37) / G. Scott (81)	Vs. North Carlton	North D	3rd Eleven	1979/80
120	4th	PJ O'Dwyer (71) / MC Trotter (63)	Vs. Aberfeldie	North B1	3rd Eleven	1996/97
118	4th	L Mitchell (167*) / G Arnold (23)	Vs. Seddon	North A2	2nd Eleven	2013/14
110	4th	GH Moloney (57) / P. Wayman (48)	Vs. Brunswick District	Senior Div	1st Eleven	1973/74
109*	4th	AM Brodie (33*) / PJ Hodgson (79*)	Vs. Sunshine United	Senior A1	1st Eleven	2002/03§
108	4th	GH Moloney (52) / RR Gratton (49)	Vs. Spotswood	North C	3rd Eleven	1984/85
107	4th	B. Fry (52) / N. Challis (51)	Vs. Carnegie	Senior 2nds	2nd Eleven	1977/78
106	4th	N Demelis (102) / LR McBrien (36)	Vs. Footscray United	North Seconds	2nd Eleven	2012/13



106	4th	DM Kirby (85) / AJ Waddell (44)	Vs. Hoppers Crossing	North C2	4th Eleven	2000/01
104	4th	GH Moloney (64) / C. Macrae (37)	Vs. Glenhuntly	Senior Div	1st Eleven	1974/75
104*	4th	PT Wayman (56) / CT Smith (46)	Vs. Flemington Kensington	North A	1st Eleven	1980/81
102	4th	SJ Womersley (103*) / AJ Sharrock (49)	Vs. Altona North	Senior A1	1st Eleven	1997/98
101	4th	G Preston (34) / BJJ O'Reilly (91)	Vs. Spotswood	North A	1st Eleven	1986/87
163	5th	BJJ O'Reilly (95) / X. Tanner (66)	Vs. Kensington District	North A	1st Eleven	1984/85
130	5th	SG Moloney (50) / LG Myles (76)	Vs. South Yarra	North A1	1st Eleven	1994/95
128	5th	B. Wayman (65) / L. Tennant (56)	Vs. Old Paradians	North A	1st Eleven	1983/84
124*	5th	GH Moloney (79) / R. Nicholson (53)	Vs. Royal Park	Senior Div	1st Eleven	1974/75
122*	5th	DA Lane (121*) / SPB Ovenden (58*)	Vs. Parkville District	North E	4th Eleven	1998/99
120	5th	PT Wayman (64) / W. Parker (51)	Vs. Kensington United	North A	1st Eleven	1979/80
118	5th	R. Jakobi (53) / GH Perraton (62)	Vs. Newport	North A	1st Eleven	1979/80
113	5th	SB Crimmins (93) / PJ O'Dwyer (52*)	Vs. Parkville District	North C	3rd Eleven	1998/99
112	5th	BP Maplestone (88) / NJ Merrigan (17)	Vs. Aberfeldie	North C2	4th Eleven	2005/06
110	5th	SA Liuzzi (77) / GC Down (29*)	Vs. Spotswood	North C2	4th Eleven	2002/03
107	5th	BJJ O'Reilly (72) / GH Moloney (35)	Vs. Newport East	North A	1st Eleven	1981/82#
106	5th	JG Pearce (54) / AR Paulett (68)	Vs. Chelsea	Senior A2	2nd Eleven	2001/02
103	5th	GH Moloney (46) / R. Nicholson (55)	Vs. Brunswick United	Snr. Div	1st Eleven	1974/75
101*	5th	DM Kirby (102*) / JD Cofield (59*)	Vs. Spotswood	North C	3rd Eleven	1998/99
101	5th	TD Woolcock (38) / B. Lake (57)	Vs. Glenhuntly	Snr. Div	1st Eleven	1972/73
101	5th	M. Birch (34) / TD Woolcock (55)	Vs. Old Essendon Grammar	North B	2nd Eleven	1978/79
100	5th	PJ O'Dwyer (38) / CT Smith (56)	Vs. South Yarra	North B	2nd Eleven	1992/93
108	6th	GH Moloney (29) / A. Smith (73)	Vs. Royal Park Brunswick	North D	3rd Eleven	1988/89
106	6th	SG Moloney (66) / LG Myles (35)	Vs. Hoppers Crossing	North A1	1st Eleven	1995/96
105	6th	IJ Robertson (102) / MR Theobald (24)	Vs. Sacred Heart	MCA D Grade	4th Eleven	2009/10
130*	7th	CT Smith (52) / R. Kelly (73)	Vs. Kensington District	North B	2nd Eleven	1985/86
118	7th	N. McRae (55) / BL Gunn (57)	Vs. Nth Caulfield Glenhuntly	Senior 2nds	2nd Eleven	1976/77
117	8th	KR Spargo (45) / GH Moloney (70)	Vs. Seddon	North A	1st Eleven	1981/82
100	9th	RD Clancy (70) / A. Aylward (23)	Vs. Newport	North B	2nd Eleven	1987/88

# Indicates a GF, § Denotes a Semi Final

# YOULDEN PARKVILLE CRICKET CLUB Inc.

## THE JOHN T. RACKSTRAW HONOUR BOARD

SEASON	1ST ELEVEN				2ND ELEVEN			
	BATTING		BOWLING		BATTING		BOWLING	
1972-73	GH MOLONEY	(58.1)	MJ NICHOLLS	(12.7)	D LOCKHART	(26.3)	A O'SHEA	(12.6)
1973-74	GH MOLONEY	(39.1)	PT WAYMAN	(15.6)	G LENNOX	(15.6)	A O'SHEA	(16.0)
1974-75	GH MOLONEY	(39.3)	PT WAYMAN	(12.9)	T HARRINGTON	(40.0)	N McRAE	(24.4)
1975-76	ID GRAHAM	(32.5)	TD WOOLCOCK	(13.9)	RD BURNELL	(32.2)	N CHALLIS	(13.8)
1976-77	G LENNOX	(25.7)	R BOXHALL	(15.8)	BL GUNN	(31.6)	N McRAE	(12.9)
1977-78	GH MOLONEY	(40.0)	M PARKER	(13.0)	BL GUNN	(21.9)	MJ NICHOLLS	(12.8)
1978-79	GH PERRATON	(30.9)	W PARKER	(12.4)	EK COFFEY	(20.5)	P CASSELL	(13.0)
1979-80	W PARKER	(34.7)	W PARKER	(10.5)	M HIBBERT	(36.6)	G PRESTON	(9.5)
1980-81	PT WAYMAN	(69.3)	G PRESTON	(18.2)	ID GRAHAM	(27.3)	TD WOOLCOCK	(19.9)
1981-82	GH MOLONEY	(55.6)	PT WAYMAN	(12.8)	CT SMITH	(32.8)	I HILL	(15.5)
1982-83	PT WAYMAN	(42.3)	JL WOOD	(23.4)	B WAYMAN	(37.7)	A PITSON	(12.9)
1983-84	X TANNER	(32.5)	JL WOOD	(16.2)	GH PERRATON	(29.7)	G PRESTON	(11.5)
1984-85	X TANNER	(50.8)	KR SPARGO	(15.2)	ID GRAHAM	(23.6)	A WEBSTER	(21.4)
1985-86	T CARR	(39.3)	JL WOOD	(15.0)	R KELLY	(50.8)	SK CARROLL	(15.6)
1986-87	BJJ O'REILLY	(32.2)	KM WRIEDT	(15.7)	B FRY	(15.8)	RW LETHBORG	(14.7)
1987-88	SG MOLONEY	(27.4)	G PRESTON	(20.8)	A AYLWARD	(15.2)	C TEMPLETON	(21.9)
1988-89	SG MOLONEY	(26.4)	SG MOLONEY	(17.1)	PR PHILLIPS	(34.1)	SK CARROLL	(13.5)
1989-90	B CARTER	(27.1)	SG MOLONEY	(12.4)	P BRAGAGNOLO	(43.0)	KR SPARGO	(19.1)
1990-91	T McPHEE	(21.8)	SJ EGAN	(17.1)	MG MALATT	(25.0)	KR SPARGO	(10.2)
1991-92	PA DUDDERIDGE	(30.8)	SK CARROLL	(16.5)	KR SPARGO	(32.7)	A AYLWARD	(16.3)
1992-93	PA DUDDERIDGE	(27.3)	DS BAKER	(15.6)	CT SMITH	(28.1)	VP JONES	(14.8)
1993-94	BA COFFEY	(25.8)	JF TIERNEY	(16.5)	RJ TIERNEY	(71.2)	SK CARROLL	(15.0)
1994-95	SG MOLONEY	(34.3)	PG SINCLAIR	(19.0)	DP BIGGS	(52.4)	BJ MAXWELL	(18.4)
1995-96	AJ SHARROCK	(32.1)	SJ EGAN	(9.6)	DP BIGGS	(31.9)	AF FOCKEN	(12.3)
1996-97	SJ WOMERSLEY	(45.2)	JE MORAN	(14.5)	DP BIGGS	(24.1)	A MAZZONI	(17.3)
1997-98	SJ WOMERSLEY	(48.7)	T APPEL	(14.8)	AF FOCKEN	(31.0)	D DUTTON	(12.7)
1998-99	SJ WOMERSLEY	(25.8)	TFX STONEY	(13.6)	MC TROTTER	(25.9)	SJ SQUIRE	(12.9)
1999-2000	JM KREUTZBERGER	(28.1)	AH PHILLIPS	(17.3)	GA ANDERSON	(24.0)	SD VANCE	(11.3)
2000-01	JE MORAN	(21.4)	JE MORAN	(14.8)	BJ WILD	(33.7)	BP MAPLESTONE	(12.6)
2001-02	DG WRIGHT	(30.1)	JE MORAN	(13.2)	JD COFIELD	(35.7)	JG PEARCE	(10.1)
2002-03	AM BRODIE	(50.4)	DG WRIGHT	(10.8)	SB CRIMMINS	(64.7)	DS BAKER	(11.0)
2003-04	DG WRIGHT	(34.6)	JE MORAN	(16.7)	CM SINCLAIR	(37.7)	KJ RODGERS	(15.3)
2004-05	DG WRIGHT	(28.6)	AH PHILLIPS	(20.2)	IK KALUBOVILA	(16.2)	DS BAKER	(12.6)
2005-06	DJ SKATE	(29.8)	DJ SKATE	(11.7)	MJ McINTOSH	(42.5)	MA STRINGER	(19.0)
2006-07	AN SKATE	(35.0)	SJ MATTHEWS	(17.2)	DS BAKER	(21.7)	MA STRINGER	(16.1)
2007-08	BA COFFEY	(29.4)	SJ MATTHEWS	(14.4)	MJ O'KEEFE	(40.0)	MA STRINGER	(17.1)
2008-09	DJ SKATE	(38.3)	AH PHILLIPS	(16.0)	DT VOGELS	(37.3)	MA STRINGER	(17.5)
2009-10	MD HOTTON	(28.1)	RL MARKS	(23.6)	J D'ALESSANDRO	(22.9)	MA STRINGER	(26.3)
2010-11	AN SKATE	(24.5)	W MWAYENGA	(19.2)	IJ ROBERTSON	(19.0)	AH PHILLIPS	(21.5)
2011-12	W MWAYENGA	(31.0)	W MWAYENGA	(17.9)	AH PHILLIPS	(20.8)	AJ STEWARD	(24.2)
2012-13	S JOHNSON	(24.3)	W MWAYENGA	(21.4)	N DEMELIS	(23.6)	AJ STEWARD	(20.3)
2013-14	TJ YOUNG	(32.8)	MA STRINGER	(14.6)	LS MITCHELL	(35.4)	JP NORTH	(28.6)

# YOULDEN PARKVILLE CRICKET CLUB Inc.

## THE JOHN T. RACKSTRAW HONOUR BOARD (cont)

SEASON	3RD ELEVEN				4TH ELEVEN			
	BATTING		BOWLING		BATTING		BOWLING	
1972-73	Graeme GREEVES	(31.8)	G CROSBY	(15.7)				
1973-74	D LOCKHART		Graeme GREEVES					
1974-75	G OSBORNE	(18.4)	G OSBORNE	(13.3)				
1975-76	N JENKINS	(13.0)	RC SEIDEL-DAVIES	(15.4)				
1976-77	T HARRINGTON	(23.1)	R STUBBS	(7.5)				
1977-78	JT RACKSTRAW	(14.7)	Gary GREEVES	(14.7)				
1978-79	Gary GREEVES	(19.9)	Gary GREEVES	(7.3)				
1979-80	RR GRATION	(39.3)	I HILL	(6.2)				
1980-81	PR PHILLIPS	(19.6)	T McCULLOUGH	(12.6)				
1981-82	M DOOLAN	(26.3)	T McCULLOUGH	(12.3)				
1982-83	M RYAN	(38.0)	J GRANT	(11.4)				
1983-84	J RUBIO	(25.8)	SG MOLONEY	(12.4)				
1984-85	RR GRATION	(35.0)	I HILL	(14.7)				
1985-86	RR GRATION	(26.5)	I HILL	(17.4)				
1986-87	PR PHILLIPS	(31.8)	I HILL	(10.2)				
1987-88	RR GRATION	(22.0)	S TALMAGE	(17.2)				
1988-89	G GAMBLE	(28.7)	VP JONES	(18.1)				
1989-90	JP IVERSON	(23.8)	J MAGILL	(10.8)				
1990-91	C SKIDMORE	(23.6)	JJ O'CONNOR	(15.3)				
1991-92	PT SINCLAIR	(42.2)	VP JONES	(9.9)				
1992-93	D MOLONEY	(27.2)	AJ STEWARD	(19.0)				
1993-94	A AYLWARD	(41.7)	SR BIGGS	(14.2)				
1994-95	BJJ O'REILLY	(41.0)	KR SPARGO	(11.7)				
1995-96	AJ STEWARD	(20.3)	SP WHITESIDE	(14.2)				
1996-97	PJ O'DWYER	(19.9)	AJ STEWARD	(13.6)				
1997-98	CM BROWN	(39.8)	MJ WEDDING	(13.2)				
1998-99	DA BLAKE	(22.1)	D ZANELLA	(10.9)	DA LANE	(49.8)	AJ STEWARD	(11.0)
1999-2000	JD COFIELD	(51.6)	PJ O'DWYER	(13.6)	PJ CARROLL	(20.6)	CA COWLAND	(11.5)
2000-01	SC MAJOR	(46.5)	CA COWLAND	(11.6)	BJJ O'REILLY	(20.7)	MA STRINGER	(11.5)
2001-02	SPB OVENDEN	(20.1)	AJ STEWARD	(14.4)	BJJ O'REILLY	(45.8)	P VALPIED	(13.7)
2002-03	SC MAJOR	(21.6)	CA COWLAND	(20.9)	KP STEINMULLER	(38.8)	ML MITCHELL	(13.5)
2003-04	AC SCOTT	(19.6)	MA STRINGER	(16.9)	SPB OVENDEN	(29.0)	CA COWLAND	(16.1)
2004-05	AC SCOTT	(26.9)	AJ STEWARD	(11.3)	DA BLAKE	(33.0)	AS PEEBLES	(13.8)
2005-06	DP WALSH	(23.8)	DP WALSH	(19.8)	CA COWLAND	(25.8)	CA COWLAND	(15.3)
2006-07	AJ STEWARD	(19.0)	AJ STEWARD	(13.1)	SA JONES	(24.3)	E AMATO	(12.7)
2007-08	DJ DEWEY	(24.9)	AJ STEWARD	(13.7)				
2008-09	S ANCHEN	(18.9)	MR SMITH	(18.7)	IJ ROBERTSON	(54.7)	MJ MERRIGAN	(19.4)
2009-10	IJ ROBERTSON	(50.7)	SG HERBERT	(13.9)	MJ MERRIGAN	(14.4)	MJ MERRIGAN	(16.2)
2010-11	RM RANAWEERA	(22.0)	KD SILVA	(13.4)	RD CLANCY	(15.0)	MJ MERRIGAN	(11.2)
2011-12	IJ ROBERTSON	(38.4)	S NANDURY	(9.1)	PT HOLT	(31.8)	MJ MERRIGAN	(13.1)
2012-13	IJ ROBERTSON	(29.9)	P VENKATESH	(21.7)	PG SINCLAIR	(43.3)	MJ MERRIGAN	(15.4)
2013-14	W DANIELL	(46.5)	A CAIRNES	(13.8)	MJ PERKINS	(26.2)	AJ CAMPBELL	(14.7)

# YOULDEN PARKVILLE CRICKET CLUB Inc.

## THE JOHN T. RACKSTRAW HONOUR BOARD (cont)

SEASON	CLUB CHAMPION	BEST CLUBPERSON	RISING STAR	PLAYERS AWARD
	<b>GEORGE MOLONEY JR. TROPHY</b>	<b>TOM HARRINGTON MEMORIAL TROPHY</b>	<b>JUSTIN J. O'CONNOR MEMORIAL TROPHY</b>	<b>JOHN T. RACKTRAW MEDAL</b>
1989-90		GH MOLONEY		
1990-91		KR SPARGO		
1991-92	C CLISSOLD - 657 PTS	JT RACKSTRAW		
1992-93	PA DUDDERIDGE - 550 PTS	GC DOWN		
1993-94	BA COFFEY - 601 PTS	GC DOWN		
1994-95	SG MOLONEY - 604 PTS	SJ EGAN		
1995-96	SP WHITESIDE - 562 PTS	JT RACKSTRAW		
1996-97	PG SINCLAIR - 509 PTS	E ROBINSON		
1997-98	SJ WOMERSLEY - 627 PTS	GM SINCLAIR		
1998-99	D ZANELLA - 463 PTS	M SINCLAIR	CA COWLAND	
1999-2000	JE MORAN - 485 PTS	G MYCONOS	SD VANCE	
2000-01	JE MORAN - 597 PTS	PJ MERRIGAN	MJ MCINTOSH	
2001-02	JG PEARCE - 623 PTS	PJ MERRIGAN	IR GILBERT	
2002-03	AM BRODIE - 634 PTS	GA ANDERSON	DA JACKSON	
2003-04	DG WRIGHT - 549 PTS	DA BLAKE	ME KERR	
2004-05	DG WRIGHT - 517 PTS	AH PHILLIPS	AS PEEBLES	
2005-06	DJ SKATE - 620 PTS	GA ANDERSON	AN SKATE	DJ SKATE
2006-07	MA STRINGER - 672 PTS	AH PHILLIPS	LA LA FONTAINE	MA STRINGER
2007-08	AJ STEWARD - 566 PTS	PG SINCLAIR	ND ROSE	DJ SKATE
2008-09	IJ ROBERTSON - 585 PTS	G MYCONOS / AH PHILLIPS	KE SUTHERLAND	IJ ROBERTSON
2009-10	DJ DEWEY - 562 PTS	SD VANCE	AJ GREANEY	RL MARKS
2010-11	RL MARKS - 378 PTS	RM DWYER	JS GODRICH	W MWAYENGA
2011-12	RL MARKS - 752 PTS	MJ PERKINS	G & M DICIERO	W MWAYENGA
2012-13	SJ JOHNSON - 548 PTS	MJ PERKINS	J DOUGLAS	SJ JOHNSON
2013-14	TJ YOUNG - 546 PTS	CB ANDERSON	R DODSON	W MWAYENGA



Above: - Rackstraw's Raiders take a first Innings Lead to put YPCC in the box seat to win YPCC's first Premiership in 1979-80

# 2013-14 FINAL LADDER POSITIONS

## First X1 - VTCA North A1

Rank	Team	P	W2	W1	D	L1	L2	WKTS LOST	RUNS FOR	WKTS TAKEN	RUNS AGST	Points
1	Altona Roosters	11	2	5	1	3	0	129	1984	137	1787	100.24
2	Taylors Lakes	11	1	6	2	2	0	122	2327	117	1538	98.67
3	Sunshine Druids	11	0	8	0	2	1	101	2642	103	1949	95.02
4	Seddon	11	1	6	0	4	0	97	2011	122	1740	90.51
5	Craigieburn	11	1	4	0	6	0	126	2153	129	2041	81.33
6	Aberfeldie	11	0	6	0	5	0	113	2055	123	2573	81.15
7	Haig Fawkner	11	0	7	0	4	0	108	1854	103	1731	81.14
8	St Albans	11	0	4	1	6	0	120	1646	127	2196	68.86
9	<b>Youlden Parkville</b>	<b>11</b>	<b>0</b>	<b>4</b>	<b>1</b>	<b>6</b>	<b>0</b>	<b>101</b>	<b>1695</b>	<b>124</b>	<b>2349</b>	<b>68.75</b>
10	Werribee Centrals	11	0	4	0	6	1	123	1873	122	2016	67.13
11	St Francis de Sales	11	0	3	2	5	1	119	2017	110	1662	66.17
12	St Andrews	11	0	0	1	8	2	143	1896	85	2571	38.96

## Second X1 - VTCA North A2

Rank	Team	P	W2	W1	D	L1	L2	WKTS LOST	RUNS FOR	WKTS TAKEN	RUNS AGST	Points
1	Taylors Lakes	11	1	9	1	0	0	97	2446	125	1479	116.46
2	Werribee Centrals	11	3	4	1	3	0	73	1778	127	1856	102.99
3	St Albans	11	1	7	0	3	0	108	2604	111	1924	100.24
4	Craigieburn	11	3	4	1	3	0	96	1976	127	1867	98.16
5	St Francis de Sales	11	0	7	1	3	0	85	2319	119	2348	91.99
6	Aberfeldie	11	0	7	1	3	0	93	2191	111	1834	89.11
7	Seddon	11	0	5	0	5	1	97	1869	121	2289	72.89
8	St Andrews	11	0	3	1	5	2	133	1789	108	2055	64.49
9	<b>Youlden Parkville</b>	<b>11</b>	<b>0</b>	<b>2</b>	<b>1</b>	<b>7</b>	<b>1</b>	<b>126</b>	<b>1956</b>	<b>96</b>	<b>2151</b>	<b>53.76</b>
10	Altona Roosters	11	0	2	2	5	2	114	1590	92	2085	52.30
11	Haig Fawkner	11	0	2	0	9	0	120	1904	75	2228	46.04
12	Sunshine Druids	11	0	1	1	7	2	141	1683	71	1989	40.03

## Third X1 - MCA C Grade

Rank	Team	P	W2	W1	D	L1	L2	WKTS LOST	RUNS FOR	WKTS TAKEN	RUNS AGST	Points
1	Parkville District	20	0	14	1	5	0	133	2860	171	2319	58
2	Melbourne City	20	0	12	3	5	0	156	2774	174	2341	54
3	South Yarra	20	1	10	4	5	0	136	2618	154	2525	54
4	Barnawartha North	20	0	10	2	8	0	144	2676	153	2911	44
5	Sacred Heart	20	0	8	3	9	0	142	2606	145	2301	38
6	<b>Youlden Parkville</b>	<b>20</b>	<b>0</b>	<b>8</b>	<b>1</b>	<b>11</b>	<b>0</b>	<b>145</b>	<b>2303</b>	<b>159</b>	<b>2354</b>	<b>34</b>
7	Melbourne Premier CL	20	0	4	3	12	1	169	2195	109	2462	22
8	Gunbower United	20	0	4	1	15	0	173	1786	133	2605	18

## Fourth X1 - MCA D Grade

Rank	Team	P	W2	W1	D	L1	L2	WKTS LOST	RUNS FOR	WKTS TAKEN	RUNS AGST	Points
1	Monash Uni Gryphons	20	0	19	1	0	0	128	3041	173	2168	74
2	Indigos	20	0	11	2	7	0	146	3357	156	2580	48
3	Burnley CYMS	20	0	10	3	7	0	131	3015	146	2843	46
4	Carnegie	20	0	10	3	7	0	148	2435	148	2352	46
5	Sacred Heart	20	0	6	3	10	1	161	2379	139	2670	30
6	<b>Youlden Parkville</b>	<b>20</b>	<b>0</b>	<b>5</b>	<b>4</b>	<b>11</b>	<b>0</b>	<b>157</b>	<b>2215</b>	<b>149</b>	<b>2608</b>	<b>28</b>
7	South Yarra	20	0	5	3	12	0	157	2308	146	2733	26
8	Reds	20	1	3	1	15	0	173	2377	144	3173	24



# 2013-14 SEASONS RESULTS

## FIRST ELEVEN - WON 4 LOST 6 DRAW 1

Round	Dates	Home Team	V	Away Team	Venue
1	12-Oct-13	Craigieburn <b>7/137(cc)</b> G Baker 64* M Bury 21 AN Skate 2/15 W Mwayenga 2/26	def by	Youlden Parkville <b>6/145</b> TJ Young 69 R Dodson 21* D English 2/44	DS Aitken Reserve
2	19-Oct-13 26-Oct-13	Youlden Parkville	drew	St Francis de Sales <b>9/286(cc)</b> TL Robertson 108 MD Costello 59 L Smith 33 N Parthenopoulos 20* MA Stringer 4/69 A Watareka 2/44	Ryder Oval
3	2-Nov-13 9-Nov-13	St Albans <b>116</b> B Attard 42 W Mwayenga 3/46 MA Stringer 2/5 DL Burley 2/16 J McCartney 2/41	def by	Youlden Parkville <b>9/122</b> D Heddle 30 J McCartney 22 R Nikolic 4/21 A Pizaro 2/31 T Langley-Dunn 2/64	Kings Park Reserve
4	23-Nov-13	Youlden Parkville <b>115</b> J McCartney 28 DJ Dewey 21* BD Paterson 3/6 J Taylor 2/7 G McCallum 2/17	def by	Aberfeldie <b>9/167(cc)</b> P West 39* G McCallum 33 J Taylor 31 SS Nandhalal 20 J Douglas 3/23 BJ Matthews 2/13 W Mwayenga 2/52	Ryder Oval
5	30-Nov-13 7-Dec-13	Youlden Parkville <b>78</b> BJ Matthews 23 HJ Dryiski 6/14	def by	Seddon <b>122</b> MG Webb 34* J McCartney 3/11 BJ Matthews 2/16 W Mwayenga 2/26 and <b>6/171</b> J Taylor 53 TJ Grant 47 M Cooray 27 DL Burley 3/35 AN Skate 2/45	Ryder Oval
6	14-Dec-13 21-Dec-13	Sunshine Druids <b>6/320(cc)</b> S Windridge 143* LC Wilson 86 T McKerracher 27 J McCartney 5/66 and <b>4/102(cc)</b> S Windridge 33* S Thurston 28* BJ Matthews 2/28	def	Youlden Parkville <b>239</b> LS Mitchell 55 TJ Young 52 AR Paulett 43* G Dicio 36 S Thurston 4/42 LC Wilson 3/42 I Gallage 2/42	Shorten Reserve
7	11-Jan-14	Haig Fawknor <b>7/150</b> W Parker 55 DI Ginimala Dewage 32 D Hofmann 22* J McCartney 2/12 MA Stringer 2/35	def	Youlden Parkville <b>139</b> G Dicio 38 AR Paulett 27 R Dodson 27 DI Ginimala Dewage 3/22 B Chisholm 2/13 SL Vishwaranga 2/25 T Stevenson 2/33	Charles Mutton Reserve
8	18-Jan-14	Altona Roosters <b>152</b> H Uppal 55 D Heke 36 J McCartney 4/25 MA Stringer 2/21 W Mwayenga 2/21	def	Youlden Parkville <b>73</b> AR Paulett 34 A Peters 3/31 H Uppal 2/3 D Wainwright 2/5 JH Lomas 2/11	Langshaw Reserve
9	25-Jan-14 1-Feb-14	Youlden Parkville <b>223</b> TJ Young 68 J McCartney 39 R Dodson 29 AN Skate 26 D Giarrusso 4/48 L Allister 3/48 and <b>5/123(dec)</b> R Dodson 32 LS Mitchell 27 J Davies 2/35 S Crea 2/51	def	Werribee Centrals <b>118</b> C Hughes 38 D Giarrusso 31 S Crea 23 W Mwayenga 7/43 TJ Young 2/27 and <b>6/98</b> M Giles 43 L Simpson 24* W Mwayenga 3/23 J McCartney 2/16	Ryder Oval
10	8-Feb-14 15-Feb-14	Taylors Lakes <b>125</b> AM Brodie 40 M Brne 23 MA Stringer 3/11 J McCartney 3/25 BJ Matthews 3/28	def	Youlden Parkville <b>112</b> J Clifford 40 L Harrison 5/20 G Jones 3/21 and <b>6/76</b> TJ Young 34 R Bashir 2/6 JA Wakeling 2/24 L Harrison 2/25	Lionheart Reserve
11	22-Feb-14 1-Mar-14	Youlden Parkville <b>5/250(dec)</b> TJ Young 114 BJ Matthews 79* J Clifford 27 A Hibbert 2/76	def	St Andrews <b>122</b> J Bartlett 32 J Draper 22* J McCartney 3/17 MA Stringer 3/20 R Dodson 2/34 W Mwayenga 2/46 and <b>163</b> J Buttigieg 60 W Greig 27 TJ Young 4/32 W Mwayenga 3/55	Ryder Oval

# SECOND ELEVEN - WON 2 LOST 8 DRAW 1

Round	Dates	Home Team	V	Away Team	Venue
1	12-Oct-13	Youlden Parkville <b>9/205(cc)</b> G Dicio 85 LS Mitchell 44 DJ Dewey 20 A Kalia 2/25 D Singh 2/45	def	<b>92</b> J Arthur 34 D Singh 23 J Douglas 3/19 A Watareka 3/26	Ryder Oval
2	19-Oct-13	St Francis de Sales		Youlden Parkville	
	26-Oct-13	<b>9/240(dec)</b> M Nelson 49 BM Ward 37 R Keenan 34 S Hussain 33 R Eilers 26 M Rees 22 N Demelis 3/8 J Douglas 3/66 AH Phillips 2/13	def	<b>107</b> LS Mitchell 29 J Clifford 25 T Sandiford 5/16 A Tana 3/39 JM Keenan 2/23 and <b>4/150</b> DJ Dewey 64* AH Phillips 33 N Demelis 29	John Pascoe Fawkner Reserve
3	2-Nov-13	Youlden Parkville		St Albans	
	9-Nov-13	<b>163</b> N Demelis 41 DP Walshe 34 LS Mitchell 24 M Else 4/22 G Singh 2/28 D May 2/29	def by	<b>283</b> R Mackenzie 64 A Arora 61 A Alki 28 D Ostrycharz 26 A Hili 22 G Singh 21 N Demelis 3/25 DJ Skate 2/31 JP North 2/68 and <b>3/103(cc)</b> G McLaughlin 57* MW van Run 2/15	Ryder Oval
4	16-Nov-13	Aberfeldie		Youlden Parkville	
	23-Nov-13	<b>4/156(cc)</b> D Leece 60 CM Fernando 46 SD Vance 2/31	drew	<b>3/47</b> AR Paulett 22* D Heenan 2/21	Clifton Park
5	30-Nov-13	Seddon		Youlden Parkville	
	7-Dec-13	<b>4/204(dec)</b> C Stevens 52* J Grieves 50 G Coyle 47 P Tzambazakis 22	def	<b>90</b> S D'Souza 5/13 L Davies 3/22 C Weitzel 2/27 and <b>4/244(cc)</b> LS Mitchell 167* J Lane 26 G Arnold 23 C Weitzel 2/38	Hanmer Reserve
6	14-Dec-13	Youlden Parkville		Sunshine Druids	
	21-Dec-13	<b>122</b> A Watareka 28 S Newing 20 B Burmistrow 4/30 G Trask 3/34 and <b>6/156(dec)</b> AJ Steward 62* W Mwayenga 30 J Quinn 2/21 B Burmistrow 2/29 G Trask 2/34	def	<b>120</b> B Burmistrow 35 P Medancic 26 S Grover 20 R Dodson 4/35 AJ Steward 2/41 and <b>1/51(cc)</b> S Grover 25*	Ryder Oval
7	11-Jan-14	Youlden Parkville <b>10/122</b> J Lane 35 AH Phillips 21 D Heddle 20 N Mohammed 5/11 V Maddumage 2/19	def by	Haig Fawkner <b>8/143(cc)</b> P Elmadi 50 K King 31 A Velu 28 MW van Run 2/21	Ryder Oval
8	18-Jan-14	Youlden Parkville <b>100</b> DJ Dewey 51 C Dine 3/13 G Wainwright 3/29 Z El Hawli 2/23	def by	Altona Roosters <b>6/155</b> J Baskharon 45 T Culling 26 Z El Hawli 25* A Gixti 23 AJ Steward 3/19 J Lane 2/31	Ryder Oval
9	25-Jan-14	Werribee Centrals		Youlden Parkville	
	1-Feb-14	<b>6/132(dec)</b> D Williams 33 C Duffin 28 A Watareka 2/5 AH Phillips 2/20 and <b>0/56</b> L McIntosh 36* M Saleem 20*	def	<b>69</b> M McAlpine 5/25 D Williams 3/1 and <b>118</b> D Heddle 61 AH Phillips 21 M McAlpine 4/32 N Johnson 4/41 C Duffin 2/14	Galvin Park - Oval 1
10	8-Feb-14	Youlden Parkville	def by	Taylors Lakes	
	15-Feb-14	<b>122</b> MW van Run 39* DL Burley 22 J Vistarini 6/35 (inc hat-trick) S Haigh 2/17		<b>177</b> BK Talbot 53 R Murgod 45 L Marr 32 JP North 5/18 J Douglas 3/52	Ryder Oval
11	22-Feb-14	St Andrews	def	Youlden Parkville	
	1-Mar-14	<b>191</b> J Buttigieg 88 M Rhodes 26 B Miller 21 MW van Run 4/28 A Watareka 2/31 J Douglas 2/40 and <b>5/48</b>		<b>141</b> AR Paulett 65 N Demelis 35 B Hudson 4/32 M Shepperbottom 2/21	Pennell Reserve

# THIRD ELEVEN - WON 8 LOST 11 DRAW 1

Round	Dates	Home Team	V	Away Team	Venue
1	5-Oct-13	South Yarra <b>9/200</b> V Thalla 81 F Hughes 32 GK Patience 21 I Syed 3/21 PG Sinclair 3/24 KD Silva 2/44	def	Youlden Parkville <b>6/196(cc)</b> W Daniell 86 S Newing 54* W Mott 28	Como Park East
2	12-Oct-13	Parkville District <b>7/141(cc)</b> S Emanuelle 46 KD Silva 2/20 AJ Steward 2/29 DS Pizzey 2/38	def by	Youlden Parkville <b>8/158(cc)</b> OB Jones 43 G Arnold 42 D Dinh 3/31 G Tudawe 2/24	Walker St Oval East
3	20-Oct-13	Youlden Parkville <b>88</b> OB Jones 22 DR Minto 2/9 H Goonewardena 2/13 M Williams 2/15	def by	Melbourne City <b>9/154</b> M Williams 39* D Chauhan 36 A Cairnes 3/14 M Dicio 2/21 J Lenehan 2/38	Ryder Oval
4	27-Oct-13	Youlden Parkville	drew	South Yarra	
5	3-Nov-13	Youlden Parkville <b>125</b> A Watareka 32 G Hope 3/39 M Le nevez 2/10 R Morris 2/19	def	Barnawartha North <b>102</b> S Jarman 59 AJ Steward 4/17 J Douglas 2/6 J Paevere 2/6	Ryder Oval Ryder Oval
6	9-Nov-13	Parkville District <b>138</b> D Bense 32 C Visser 30 T McQuillan 27 SG Herbert 3/23 A Watareka 2/24 J Paevere 2/25	def	Youlden Parkville <b>94</b> PT Holt 28 D Bense 5/33 T McQuillan 4/18	Walker St Oval East
7	17-Nov-13	Youlden Parkville <b>7/106</b> A Watareka 22 RJ Phelps 21 H Panyam 2/16	def	Sacred Heart <b>102</b> A Sargeant 41 H Panyam 23 A Cairnes 3/41 DS Pizzey 2/3 AJ Steward 2/15 A Watareka 2/23	Fawkner Park 4 (ex 6)
8	24-Nov-13	Youlden Parkville <b>7/122(cc)</b> SB Crimmins 65 P Bonaddio 25 M Le nevez 3/8 D Sczygiol 2/9	def by	Barnawartha North <b>6/128</b> T Ternes 59 D Sczygiol 21* E Thomas 2/24	Ryder Oval
9	1-Dec-13	Youlden Parkville <b>89</b> OB Jones 28 M Singh 4/14 W Cumming 2/8 JR Coote 2/20	def by	Gunbower United <b>122</b> W Freeman 53 JR Coote 25 P Czabotar 24 CM Cairnes 5/25 N Demelis 2/20	Ryder Oval
10	8-Dec-13	Youlden Parkville <b>28</b> H Goonewardena 5/16 S Rana 3/3	def by	Melbourne City <b>94</b> N Kedar 32 JG Pearce 4/18 J Lenehan 3/22 SD Vance 3/30	Ryder Oval
11	14-Dec-13	Melbourne Premier Cricket League <b>97</b> S Nandury 26 S Shingote 24* AJ Campbell 4/7 A Cairnes 2/6	def by	Youlden Parkville <b>9/235(cc)</b> J Clifford 134 DS Pizzey 35 J Douglas 21 S Shingote 3/23	Straw Field 1
12	11-Jan-14	South Yarra <b>8/170(cc)</b> F Hughes 67* C McKenna 53 J Morrison 25 RJ Phelps 4/21 CM Cairnes 2/16	def	Youlden Parkville <b>154</b> W Daniell 57 P Bonaddio 30 GK Patience 3/57 N Martin 2/9 F Hughes 2/14 A Piggott 2/27	Como Park East
13	18-Jan-14	Melbourne City <b>3/169</b> M Krishna 43* N Kedar 42 DR Minto 41* SL Dissakarunaratne 30	def	Youlden Parkville <b>164</b> P Bonaddio 40 OB Jones 30 RJ Phelps 22 D Chauhan 3/13 H Goonewardena 2/10 K Navaneethan 2/38	Fawkner Park 2
14	25-Jan-14	Youlden Parkville <b>4/120</b> W Daniell 50* RJ Phelps 34	def	Parkville District <b>115</b> M Dalton 52 RJ Phelps 4/12 KD Silva 2/15 W Daniell 2/30	McAlister Oval
15	1-Feb-14	Youlden Parkville <b>71</b>	def by	Sacred Heart <b>2/77</b>	McAlister Oval
16	8-Feb-14	Youlden Parkville <b>4/133</b> OB Jones 61* W Daniell 24	def	Melbourne Premier Cricket League <b>126</b> A Bhatia 48 J Lenehan 4/28 SD Vance 2/21	McAlister Oval

## THIRD ELEVEN - WON 8 LOST 11 DRAW 1 (Cont.)

17	15-Feb-14	Youlden Parkville <b>5/92</b> W Daniell 41 KD Silva 34 D Keil 2/47	def	Gunbower United <b>75</b> A Van Gerrevink 2/2 DS Pizzey 2/12 A Cairnes 2/15	McAlister Oval
18	22-Feb-14	Sacred Heart <b>6/146(cc)</b> II Ross 69* J Bradley 38 A Cairnes 3/19 M Diciro 2/15	def	Youlden Parkville <b>6/137(cc)</b> OB Jones 40 RJ Phelps 28 DS Pizzey 22 B Eltham 3/16 AG Box 2/33	Fawkner Park 5
19	1-Mar-14	Melbourne Premier Cricket League <b>100</b> KK Chunchu 31 P Sathe 20 M Diciro 3/8 DS Pizzey 2/14 J Paevere 2/17 P Reynolds 2/25	def	Youlden Parkville <b>88</b> DS Pizzey 24 B Datar 5/28 P Venkatesh 3/11 A Bhatia 2/6	Fawkner Park 3 Cordner Oval
20	8-Mar-14	Gunbower United <b>98</b> A Singh 43 DS Nanayakkara 3/10 OB Jones 2/8 CK Mackay 2/9	def by	Youlden Parkville <b>2/103</b> W Daniell 71*	Fawkner Park 5

## FOURTH ELEVEN - WON 5 LOST 11 DRAW 3 TIED 1

Round	Dates	Home Team	V	Away Team	Venue
1	6-Oct-13	South Yarra <b>55</b> SG Herbert 3/8 DS Pizzey 3/12	def by	Youlden Parkville <b>161</b> BJ Matthews 76 DA Jackson 28 D Duggineni 3/17 C McKenna 3/30 R Fisher 2/19	Como Park East
2	13-Oct-13	Youlden Parkville <b>4/102</b> CB Anderson 41 RJ Phelps 21 D Leydon 4/35	drew	Burnley CYMS <b>8/168(cc)</b> J Eaton 55 D Leydon 44* M Thomson 28 D Mott 2/7 RJ Phelps 2/39	Ryder Oval
3	19-Oct-13	Monash Uni Gryphons <b>139</b> M Sweeney 63 M Roberts 23 PG Sinclair 3/17 E Thomas 2/14 RJ Phelps 2/28	def	Youlden Parkville <b>77</b> CB Anderson 31* M Sweeney 5/5 D Harrison 2/17 A Longwani 2/30	Fawkner Park 1
4	26-Oct-13	South Yarra	drew	Youlden Parkville	Como Park East
5	2-Nov-13	Reds <b>159</b> S Ramawat 44 T Meldrum 43 E Thomas 3/18 KD Silva 2/20 DS Pizzey 2/26	def by	Youlden Parkville <b>9/201(cc)</b> MJ Perkins 68 KD Silva 45* DA Jackson 20 T Meldrum 4/21 S Muhammad 2/17	Edmund Herring Memorial Oval
6	10-Nov-13	Youlden Parkville <b>84</b> P Bonaddio 31 V Sharma 3/9 P Deakin 3/22	def by	Burnley CYMS <b>6/199(cc)</b> P Singh 92 J Eaton 42 G Donovan 23 AJ Campbell 3/49	Ryder Oval
7	16-Nov-13	Sacred Heart	drew	Youlden Parkville	Straw Field 2
8	23-Nov-13	Reds <b>51</b> MJ Merrigan 4/3 J Paevere 2/2 AJ Campbell 2/13	def by	Youlden Parkville <b>6/70</b> T Meldrum 3/17	Straw Field 1
9	30-Nov-13	Indigos <b>8/221</b> S Thotta 54 N Rao 37 V Bhutani 29 HS Saini 25 HT Singh 23 KD Silva 2/12 AJ Campbell 2/24	def	Youlden Parkville <b>137</b> MJ Merrigan 35* MJ Perkins 35 J Douglas 25 HT Singh 3/16 V Bhutani 2/7	Straw Field 2
10	8-Dec-13	Carnegie <b>9/87(cc)</b> K Singh 27 T Gabbert 20 NJ Merrigan 5/5 KD Silva 2/0 W Mott 2/30	def	Youlden Parkville <b>72</b> MJ Merrigan 31* HJ Rennick 4/14 P Scouldis 3/22 J Wheeler 2/12	Lord Reserve
11	15-Dec-13	Youlden Parkville <b>118</b> RM Dwyer 29 CJ Davey 4/32 A Longwani 3/20 A Leong 2/22	def by	Monash Uni Gryphons <b>6/125</b> M Roberts 41* A Moosa 31* AN Skate 3/44 J Lenehan 2/11	Ryder Oval

## FOURTH ELEVEN - WON 5 LOST 11 DRAW 3 TIED 1 (Cont.)

12	11-Jan-14	Youlden Parkville <b>105</b> I Syed 43 IR Pringle 3/14	def	South Yarra <b>72</b> MJ Perkins 3/12 I Syed 2/13 SG Herbert 2/14 AJ Campbell 2/17	McAlister Oval
13	18-Jan-14	Youlden Parkville <b>9/115(cc)</b> R Ghouse 24 P Reynolds 22* I Syed 20 D Harrison 2/11 B Pomare 2/19 A Moosa 2/26	def by	Monash Uni Gryphons <b>8/144(cc)</b> A Mellar 40 C Robinson 34 R Ghouse 4/26 AJ Campbell 3/26	McAlister Oval
14	25-Jan-14	Burnley CYMS <b>158</b> D Leydon 56 J Eaton 22 S Pierotti 21 P Pattichis 4/30 JG Pearce 2/14	def by	Youlden Parkville <b>2/166</b> JG Pearce 76 MJ Perkins 50* DA Blake 24	Fawkner Park 2
15	2-Feb-14	Sacred Heart <b>5/142</b> B Buttigieg-Clarke 42 J Clarke 36 J Mirzon 21 JG Pearce 2/8 PG Sinclair 2/12	def	Youlden Parkville <b>8/137(cc)</b> DA Blake 57 DA Jackson 34 ST Rando 3/13 P Spierling 2/12	Fawkner Park 2
16	9-Feb-14	Carnegie <b>9/153(dec)</b> S Oram 55 B Lucas 23 SG Herbert 2/13 I Syed 2/23 J Paevere 2/24 JG Pearce 2/34	def	Youlden Parkville <b>151</b> S Newing 57 RJ Phelps 51 JG Pearce 21 P Scoulidis 3/20 B Lucas 3/39 HJ Rennick 2/17 J Wheeler 2/25	Lord Reserve
17	15-Feb-14	Indigos <b>9/239(cc)</b> M Reddy Katam 73 S Tupe 63 V Bhutani 40 GS Dhillon 21* I Syed 3/27 MJ Perkins 3/53 J Paevere 2/37	def	Youlden Parkville <b>167</b> S Newing 40 JG Pearce 34 I Syed 26 HS Saini 2/3 R Sharma 2/9 GS Dhillon 2/17 R Bhutani 2/32	Straw Field 2
18	22-Feb-14	Youlden Parkville <b>9/115(cc)</b> JG Pearce 50 I Syed 24 G Charles 3/22 D Ward 2/10	tied	Sacred Heart <b>115</b> L Ponting 45* I Syed 3/8 AJ Campbell 3/15	McAlister Oval
19	1-Mar-14	Youlden Parkville <b>80</b> SG Herbert 26 G Singh 4/15 A Pandey 2/16	def by	Carnegie <b>2/90</b> B Lucas 54* D Goodey 24*	McAlister Oval
20	8-Mar-14	Youlden Parkville <b>157</b> MJ Perkins 66 DA Jackson 40 K Garepally 4/26 J Sakhare 2/0	def by	Indigos <b>291</b> C Mani 100 M Reddy Katam 76* K Garepally 31 V Bhutani 26 S Thotta 22 I Syed 2/41 SG Herbert 2/56	McAlister Oval

## TWENTY20 ELEVEN - WON 2 LOST 1

Round	Dates	Home Team	V	Away Team	Venue
1	17-Nov-13	Flemington <b>6/135(cc)</b> MA Stringer 2/22	def by	Youlden Parkville <b>2/139</b> TJ Young 95* J McCartney 20*	Walter Street Reserve
2	8-Dec-13	Royal Park / Brunswick <b>129</b> TJ Young 3/21 BJ Matthews 2/9 JP North 2/28	def by	Youlden Parkville <b>6/188(cc)</b> LS Mitchell 67 TJ Young 64	Ransford Oval
3	17-Dec-13	Youlden Parkville <b>9/129</b> TJ Young 34 DJ Dewey 26 J Clifford 21 G Diciro 20 G McCallum 3/18 P West 2/25 J Cahir 2/29	def by	Aberfeldie <b>5/150(cc)</b> RM Karunaratne 42 G McCallum 31 G Legge-Wilkinson 31* CM Fernando 21 JP North 2/23	Ransford Oval



# Milestones

## Andrew Phillips – 150 Games

Andrew 'Barney' Phillips joined YPCC at the beginning of the 1999-2000 season. In the nearly 15 years since, has had an extraordinary career at Youlden Parkville both on and off the field. He has Captained the Firsts, the Seconds and the Thirds, as well as a season as Captain Coach.

He was a member of the Club's sole First Eleven Premiership back in 2002-03. He was also a member of the VTCA Cup winning side in the same year.

He has won 3 x 1st Eleven Bowling Trophies, As well as both the batting and bowling trophies in the Second XI. He has won the Ryder Award in the Firsts and the Seconds, the former in a Premiership side.

This season Barney played his 150th match for YPCC.

He has scored 1604 runs including three 50s, with a highest score of 71.

He has taken 238 wickets at 22.19. This figure puts him in the Top 5 wicket takers in the history of the Club. It is written into the annals of the Club's history that a Four wicket haul is known as a "Barney". On no fewer than 14 occasions, did AH Phillips take a four wicket haul missing out on a treasured "Michelle". For a period, no other player had taken as many wickets for the Club without taking a 5fa. But eventually after a wait of nearly ten years, he sealed the deal in his 105th match with 5/44 against APWStC (Grand finalists that season) on the 19th of December in 2009.

Barney scored 52no during an undefeated 10th wicket partnership of 46 to beat Murrumbena that season. His six off the last ball of the match into the carpark to bring up his maiden 50 not only gave YPCC the win but ensured that we did not get relegated from Senior A down into North A. The importance of this moment cannot be underestimated. Within two seasons we had won the premiership in Senior A earning promotion into Senior Division.

Two matches in to the 2001-02 season he injured his knee and required a full knee reconstruction. Rather than sulk about it he took on the 1st XI Scorer's role for the rest of the season.

He stepped in to the Treasurer's role prior to the 2003-04 season, a role he has undertaken ever since. He is the longest serving Treasurer in the Club's history.

Further to his Treasurer's responsibilities, Barney also restocks all the bar, takes care of covering the wickets, and has played a big part in ensuring that we have enough players to fill all Elevens.

This summary really just scratches the surface of his input into our great Club. Three Best Clubman Awards are a testament to this. He was made a Life Member in 2012.

Congratulation to Barney on achieving 150 matches for YPCC. We hope his contribution continues well into the future.



Matches	Runs	Average	High Score	Wickets	Average	Best Bowling	Catches	Runouts
158	1604	12.43	71	238	22.19	5-44	69	11

## Stuart Herbert – 100 Games

Stuie Herbert joined YPCC at the start of the 2004-05 season after finally succumbing to years of continual hassling from workmate Gav Down. Later that season he was heard to state "I should've listened to you and come down and played years ago!"

As an opening bowler and hard-hitting lower order bat he has turned into a permanent fixture of the Threes and Fours.

This year Stu played his 100th match for YPCC. He won the 3rd XI Bowling Award in 2009-2010. In the same season he was the Club's highest wicket taker with 33.

He has taken 145 wickets at 20.7 with two five wicket hauls. His best effort of 6/26 against Powerhouse included a hat-trick. He is latest YPCC player and one of only nine players\* to take a hat-trick in the history of the Club.

He has also made 812 runs at 12.3.

In 2010 with a temporary dearth of leadership options in the Third XI, he was thrust into Captaincy of the Threes. He was not an obvious choice, but his calmness provided a great team environment. It also raised his game to another level. In his first game as skipper he took 2/13 (9), then smashed a career high, 50no to lead his team to an easy five wicket win over Eastern Flow

This season Stu had an amazing year in the field taking 12 catches and effecting two runouts, his 14 dismissals were second only to Wicket-keeper Derek Dewey. Ridiculously he took over one third of his career catches this season.

We congratulate Stu on 100 games. Well Done Stu!

Matches	Runs	Average	High Score	Wickets	Average	Best Bowling	Catches	Runouts
106	812	12.30	50*	145	20.74	6-26	34	13



The Under 14C team and supporters in celebration after defeating the previously undefeated top side to claim another junior premiership.

# Autographs

# SEASON SUMMARY 2013-14

## Season win/loss record

Team	Mat	W1	W2	Draw	L1	L2	%Win
VTCA:North Division	11	4	0	1	6	0	36%
VTCA:North Seconds	11	2	0	1	7	1	18%
MCA:C Grade	20	8	0	1	11	0	40%
MCA:D Grade	20	5	0	4	11	0	25%
VTCA:Twenty20	3	2	0	0	1	0	67%
Total	65	21	0	7	36	1	32%

## Season batting statistics

Team	Runs	Wkts	Runs/Wkt	Overs	Runrate	100s	50s	Ducks
VTCA:North Division	1695	101	16.78	515	3.29	1	5	17
VTCA:North Seconds	1956	126	15.52	626	3.12	1	6	26
MCA:C Grade	2303	145	15.88	625	3.68	1	7	29
MCA:D Grade	2215	157	14.11	670	3.31	0	9	37
VTCA:Twenty20	456	17	26.82	60	7.60	0	3	2
	8625	546	15.79	2496	3.45	3	30	111

## Season bowling statistics

Team	Wkts	Runs	Runs/Wkt	Overs	Runrate	FiveW
VTCA:North Division	124	2349	18.94	651	3.60	2
VTCA:North Seconds	96	2151	22.41	594	3.62	1
MCA:C Grade	159	2354	14.81	667	3.53	1
MCA:D Grade	149	2608	17.50	715	3.65	1
VTCA:Twenty20	20	414	20.70	59	9.96	0
	548	9876	18.02	2686	3.68	5

## Legend

W1	Number of 1st innings wins
W2	Number of outright wins
Draw	Number of Draws and Ties
L1	Number of 1st innings losses
L2	Number of outright losses
100s	Number of hundreds scored for this team
50s	Number of fifties scored for this team
0s	Number of ducks scored for this team
FiveW	Number of five wickets in an innings taken for this team



Proudly sponsored by:



**Hydraulic  
Seals Pty Ltd**



**PJ Dwyer Foodservice**



**[www.ypcc.org.au](http://www.ypcc.org.au)**