

# **YOULDEN**

## **CRICKETER'S ALMANAC**

### **2019-20**



**A STATISTICAL REVIEW OF  
YOULDEN PARKVILLE C.C.  
FOR THE SEASON 2019-20**

## **FOREWORD**

Season 2019-20 was a season of significant change for the Club with Ron Rooney stepping down as Senior coach and being replaced by last years assistant David Heddle with Blake Proud as his assistant. After the first round of the season Flemington withdrew from D Sunday which gave the club the opportunity to field a Seventh X1 for the first time in the clubs history with Peter Holt being the captain. The biggest change however was the introduction of Women's teams to the Senior program for the first time since the 1930's. Two teams were entered in the NWMCA WT20 competiton with Derek Dewey appointed as the coach. Both teams made the finals with the second team led by Georgina Connelly being defeated in the Division 2 semi final against Melbourne Deaf while the first team led by Maz Stonehouse went all the way winning the Division 1 premiership against Lancefield after starting the season in Division 3! Whereas last season we had only one men's team make the finals, this season four of the seven teams made the finals. The First, Fourth and Seventh X1's all bowed out in the semi finals wheras the Third X1 made it to the grand final only to be deafeted by Powerhouse in a game controversially played when every other associaation had called their season to a halt due to COVID19.

The Powerful Owls program continued to build on their success from the previous year with approximately 160 children strutting their stuff in YP teams or as part of the Blasters program. The Club fielded 12 junior teams for the season, down two on last season, including an under 15 girl's team for the first time. The Saturday Under 12A team lost in the grand final against an undefeated Glenroy team however the Friday Under 14(1) team went through the season undefeated and were awarded a joint premiership with Kensington whist in a dominate position after the reserve day of their grand final was abandoned during to the COVID19 crisis. A number of the juniors won awards from the NWMCA including Piyush Pemmeraju for the Under 14A Best Player, Freddie Newing with the Friday Under 14(1) Batting award (interestingly Akshith Sriram was not dismissed in this grade for the season), Harsh Sinha with the Under 12C Batting award, Vincent Bush with the Under 12A Bowling award and also being runner up in the Batting award, and both Leo Cornelius and Tyla Adamson winning the Friday Under 14(2) Fielding award.

A whopping 156 senior players strutted their stuff for YP, which was a more than 50% increase on last season. All of them are featured in this almanac. We had an astounding 64 players who made their YPCC debuts this season, 29 of whom were women, including another 16 from the junior program (William Aldridge, Iggy Andrews, Daniel Boyle, Finn Boyle, Vincent Bush, Amelie Coulson-Wiegard, Lachlan Hopcraft, Freddie Newing, Gus Newing, Ari Paevere, Hamish Pearce, Aadya Ranjan, Jay Ryan, Daniel Shepherd, Joseph Watson, Anne White), making it 57 in the last six seasons. We had two Poms play with us this season with Shaz Rana playing the full season in the first X1 and Fergal Walter played the first half of the season before visa issues forced him home during the Christmas break.

Individual highlights occurred regularly throughout the season in the seniors. Four players made triple figures during the course of the season. Siddhant Godbole started his YP career in style when he smashed 107\* on debut in the 7<sup>th</sup> X1's first game against the Thornbury Turf Stokers on round 2. Alex Avraam was next to ton up when he made his maiden 1<sup>st</sup> X1 century against South Yarra in round 3 with 102\*. Alex didn't stop there racking up 110\* in the 1<sup>st</sup> X1 against Indigos in the first game after Christmas. Finally, both David Pizzey (161\*) and Jack Perkins (159) made big centuries opening the innings in the 4<sup>th</sup> X1 in round 11 against Flemington to put on 318 to break the club partnership record for any wickets in any grade set just last season by Sam Crimmins and William Madden!

There were eleven five or more wicket hauls with the ball. Subramanyan Nandury had the best innings figures for the season taking 6/28 against a strong Flemington Colts side in the 6<sup>th</sup> X1 in round 15. Freddie Newing ended with the remarkable figures of 6 overs 6 maidens 5 wickets for none to over shadow Lachlan Hopecraft who had figures of 6 overs 5 maidens 4 wickets for one in a routing of Burnley CYMS in round 12 in the 7<sup>th</sup> X1 where Burnley were bowled out for 16! Piyush Pemmeraju took his maiden 5 Michelle in the Seniors when he took 5/13 against the strong Flemington Colts in the 5<sup>th</sup> X1. Piyush's brother Sai bagged a couple of 5 wicket hauls in the fourth X1 with 5/19 in round 2 against Parkville District and 5/28 against Royal Park Reds in round 18. Denith Silva also snagged a couple of 5 wicket bags with 5/7 in the 4ths in a remarkable win against Royal Park Reds where the team defended 52 in round 6, and 5/15 against Thornbury Turf Stokers in the 6<sup>th</sup> X1 in round 8. Others to take 5 wickets in an innings were Matthew Watson in the 4ths with 5/17 against Flemington in round 11, Rich Parker in the 3rds with 5/21 against Melbourne City in round 14, Michael Stringer with 5/33 against Indigos in the 1<sup>st</sup> X1 in round 10 ans Shaz Rana with 5/43 in the 1<sup>st</sup> X1 semi final against Parkville District. To cap off the bowling highlights Karthik Rajesh took a hat trick against Yarra United in the 1<sup>st</sup> X1 in round 13.

There are so many more stories to come out of 2019-20, so read on to refresh your memory. – Barney

## **YOULDEN RISING STAR – Dayle Jones** **The Justin J. O'Connor Memorial Trophy**

Justin O'Connor was a charismatic and gregarious person and an explosive YP cricketer. He was known as JOC. Justin died tragically at the age of 28 while working for National Pile who were a company subcontracted by Transfield-Obayashi to help build City Link. On 12 May 1997, JOC fell backwards into a drill hole as he cleaned the drill. He was trapped in the hole as it filled with water. He died two days later in hospital. Transfield and National Pile were fined \$25 000 after pleading guilty to providing an unsafe workplace.

YP awards the Justin O'Connor Rising Star Award - a handsome shield - to a first year senior player who encapsulates some of the enthusiasm for life and YP that JOC had. In non-coroavirus times JOC's mum, dad and sister often attend to present the award. For the the first time the award is open to male and female senior players.



Dayle Jones from our division 1 senior women's team is the winner of the JOC shield this year. Dayle has been a fantastic addition to the life of YP, jumping in boots and all to help organise the trivia night and always ready to share a big laugh. She has worked really hard on developing her cricket skills all season with great determination (and good humour). She is one of those players who brings a bit of X-factor to her team and a helps make YP a welcoming and fun place to be. She is a worthy winner of this important club award.

# **BEST CLUBPERSON – David Pizzey**

## **The Tom Harrington Memorial Trophy**


Dave has been deeply involved in YP over many years. He's been a great support for our junior teams, been a member of the Committee of Management and captain. He's been awarded the 2019/20 Best Clubperson Award for the vital work he does around the club to improve our facilities. It's because of the work Dave did to create temporary netting around the new synthetic training wickets that we had the capacity to add 2 senior women's and 7th senior men's team. The innovative nets Dave and Silva constructed on Ryder Oval meant we could also provide training facilities for our U15 girls team. He does all this in his "spare time". There's nothing more frustrating than having great ambition but not the capacities to deliver. Thanks to Dave Pizzey's commitment to YP he helps give us the capacity to meet our dreams. And he keeps the BBQ running. Thanks Dave.



# **SENIOR MEN'S CLUB CHAMPION – 719 POINTS**

## **The George Moloney Jnr. Trophy**

### **Denith Silva**



After having played under the names Kusuminda and Kavirathna in his previous 13 seasons at YP updating his name to Denith this season seems to have done the trick as Silva has taken out the Men's Club Champion Award for 2019-20! In what was statistically a very big year for Silva he racked up 503 runs, took 39 wickets and took 7 catches in the games that counted towards the award. Silva's 719 points is the third largest in the history of the award. Our English import Shaz Rana took out 2<sup>nd</sup> place 110 points back, whilst evergreen former winner David Pizzey continued to defy his age and finished a further 26 points back in 3<sup>rd</sup> place. Congratulations Silva on your first George Moloney Jnr Trophy.

# **SENIOR WOMEN'S CLUB CHAMPION – 520 POINTS**

## **The Paul Sinclair Trophy**

### **Keira Offer**



Womens first team premierships player Kiera Offer has taken out the Women's Club Champion Award for 2019-20! She took 6 wickets, and impressive 6 catches, completed 1 assisted run out and two unassisted run outs, but it was her batting that got her over the line in the award. For the season Kiera piled on 436 runs at an unbelievable average of 145.3! In what was a close run thing amongst the top two First team captain Maz Stonehouse took out 2<sup>nd</sup> place just 9 points back, whilst Emilie Kuhaupt finished a distant 147 points back in 3<sup>rd</sup> place. Congratulations Keira on taking out the inaugural Paul Sinclair Trophy.

## **SENIOR BATTING AND BOWLING WINNERS**

### **FIRST ELEVEN**

Brian O'Reilly Trophy	Batting	Alex Avraam	44.70
Max Nicholls Trophy	Bowling	Shaz Rana	11.69

### **SECOND ELEVEN**

Armstrong Biggs & Co. Trophy	Batting	Andrew N Skate	23.90
John Wood Memorial Trophy	Bowling	Ashwin Kumar	16.61



**THIRD ELEVEN**

Bob Gration Snr. Trophy	Batting	Rich Parker	54.80
Ken Spargo Trophy	Bowling	Arvind Bazaz	14.00

**FOURTH ELEVEN**

George Moloney Snr. Trophy	Batting	David S Pizzey	32.12
Steven Carroll Trophy	Bowling	Matthew Watson	9.65

**FIFTH ELEVEN**

Gavin Down Snr. Trophy	Batting	Vincent Murphy	15.62
Michael Stringer Trophy	Bowling	Piyush Pemmaraju	11.50

**SIXTH ELEVEN**

Greame Anderson Trophy	Batting	Ankit Singh	28.70
David Blake Trophy	Bowling	Denith Silva	11.50

**SEVENTH ELEVEN**

Bendigo Bank Trophy	Batting	Rod Aldridge	32.00
Geoff Sinclair Trophy	Bowling	Freddie Newing	10.75

**WOMENS T20 (1)**

Sue Wood Trophy	Batting	Keira Offer	136.33
Mary Sinclair Trophy	Bowling	Maz Stonehouse	16.33

**WOMENS T20 (2)**

Sophie Newing Trophy	Batting	Nicky Ncube	46.33
Ciara Boyle Trophy	Bowling	Amelie Coulson-Wiegard	8.89

**JUNIOR BATTING, BOWLING AND COACHES WINNERS****UNDER 16(1)**

Batting	Gabriel Banova	41.33
Bowling	Ari Paevere	15.00
Coaches	Tom Leury	

**UNDER 13 Girls**

Batting	Harriett Brown	130+
Bowling	Harriett Brown	19.00
Bowling	Lee Paterson	19.00
Coaches	Anouk Harada	

**UNDER 15 Girls**

Batting	Amelie Coulson-Wiegard	24.20
Bowling	Amelie Coulson-Wiegard	8.75
Coaches	Finn Chandler	

**UNDER 12A**

Batting	Vincent Bush	103.33
Bowling	Vincent Bush	4.40
Coaches	Joseph White	

**UNDER 14A**

Batting	Piyush Pemmaraju	35.14
Bowling	Piyush Pemmaraju	8.21
Coaches	Emile Jacobs	

**UNDER 12C**

Batting	Medhansh Bhosle	27.71
Bowling	Tanush Thakkar	8.43
Coaches	Harsh Sinha	

**UNDER 14(1)**

Batting	Akshith Sriram	230+
Bowling	Piyush Pemmaraju	5.00
Coaches	Finn Boyle	

**UNDER 12(1)**

Batting	Charlie Barr	23.00
Bowling	Alexander Cooper	14.13
Coaches	Daniel Hirst	

**UNDER 14(2)**

Batting	Jay Ryan	53.50
Bowling	Jay Ryan	12.50
Coaches	Aiden Turnbull	

+ Denotes not dismissed for the season

## **Alicia Blay Award – Hayley Sandpearl**

Alisha Blay was a young mother of one of YP's junior players. She died suddenly three days after our junior presentation event a couple of years ago. She was a person who loved to get in and help, and was always active serving people in the club canteen, and cleaning it within an inch of its life! She was a good person who enjoyed the life of the YP community. This award is given to a junior parent who has been an outstanding volunteer.



This years winner is Hayley Sandpearl. Hayley has been outstanding in her role as coordinator of YP's massive junior program. It can be a tricky job balancing the desires of over 100 parents and players - and doing what's best for teams and the club. She has been a calm and dedicated volunteer who helped YP deliver another successful junior program. This would have been impossible without her. The Committee of Management are extremely appreciative of the time and passion Hayley has given to the club.

## **Senior Men's Coaches Award – Lachlan Kennedy**

Lachlan Kennedy, the winner of this year's Coaches Award, is someone who readily shows the principles of a YP player; love of the game, our club and always striving to improve. Lachie's commitment has been on display since pre-season when he began training by bringing along a few friends to play for our club, to the end of the season when his regular side had missed out on finals yet he continued to train. When training, Lachie thrives during fielding practice, no matter the weather conditions, where he loves running around throwing down stumps or taking incredible catches which set a high standard for all at the club. He eagerly receives feedback and places it into action, underlying his coachability. More catches, runs and wickets than last season shows that his drive to get the best out of himself produces growth. Congratulations Lachie Kennedy for your commitment and I wish you all the best in the years to come.



## **The JOHN T. RACKSTRAW MEDAL**

### **Voted by the Players for the Players**

#### **Denith K Silva – 186 votes**

Completing a sweep of the major club wide playing awards Silva has been awarded the John T. Rackstraw Medal as the Club's most valuable Senior player as voted by his teammates! He polled in seventeen of the twenty three games he played and made the second most Senior runs with 503 runs and the most Senior wickets with 39. Two current juniors with big futures ahead of them completed the top three with Piyush Pemmeraju just seven votes back from Silva and Freddie Newing a further fourteen back.

Congratulations Silva.



## **The TOP 30 in the JOHN T. RACKSTRAW MEDAL**

1	Silva, Denith	186	16	Skate, Doug	92
2	Pemmeraju, Piyush	179	17	Panozzo, Oliver	87
3	Newing, Freddie	165	18	Boyle, Finn	86
4	Talwar, Tarun	151	19	Steward, Anthony J	86
5	Rana, Shaz	144	20	Parker, Rich	85
6	Pizzey, David S	123	21	Dewey, Derek	85
7	Watson, Matthew	123	22	Godbole, Siddhant	82
8	Avraam, Alex	120	23	Singh, Ankit	80
9	Stringer, Michael A	114	24	Demelis, Nicholas	79
10	Newing, Shaun	113	25	Walter, Fergal	76
11	Pearce, John G	108	26	Pemmaraju, Saicharan	71
12	Bazaz, Arvind	105	27	Sinha, Sanjeev	70
13	Aldridge, Rod	104	28	Nandury, Subramanyam	69
14	Skate, Andrew N	104	29	Rout, Sibasish	68
15	Banova, Gabriel	98	30	Murphy, Jack	64

# SENIOR MEN'S CLUB CHAMPIONSHIP STANDINGS - SEASON 2019-20

	Player	Games	Points	Last Season		Player	Games	Points	Last Season
1	Silva, Denith K	22	719	23	62	Reddy, Mahendra	6	135	18
2	Rana, Shaz	14	609		63	Khan, Imad	26	133	43
3	Pizzey, David S	24	578	26	64	Corrigan, John R	19	127	44
4	Avraam, Alex	14	525	34	65	Watson, Joseph	9	127	
5	Heddle, David	14	472	3	66	Chapman, Albert	16	126	72
6	Newing, Freddie	18	431		67	Thakur, Ashish	16	125	
7	Talwar, Tarun	23	431	14	68	Madden, Nicholas	9	124	55
8	Skate, Andrew N	14	420	6	69	Sadler, Ben	12	121	65
9	Pemmaraju, Piyush P	20	371	89	70	Phillips, Andrew H	17	120	7
10	Bazaz, Arvind	16	360	15	71	Pearce, Hamish	12	120	
11	Stringer, Michael A	12	352	8	72	Paevere, Ari	12	118	
12	Proud, Blake E	17	352	17	73	Newlands, Harrison R	8	118	70
13	Godbole, Siddhant	9	346		74	Watson, Tom R	11	118	32
14	Skate, Doug J	9	345	5	75	Ryan, Mark	15	117	86
15	Steward, Anthony J	18	342	2	76	Kennedy, Lachlan	13	117	82
16	Mott, William	12	325	9	77	Kapoor, Rajit	15	104	42
17	Dewey, Derek J	15	324	40	78	Kashif, Muhammad	2	97	10
18	Aldridge, Rod	15	321		79	Barrett, Dillon J	17	97	74
19	Demelis, Nicholas	13	320	1	80	Gautam, Manas S	13	96	61
20	Kumar, Ashwin G	14	303	47	81	Gorman-Andrews, Ignatius	10	95	
21	Singh, Ankit	13	301	36	82	Burley, David L	8	91	12
22	Ali, Shayan	13	295	4	83	Grist, Louis	4	82	84
23	Walter, Fergal	8	276		84	Aldridge, William	15	78	
24	Perkins, Jack	14	276	19	85	Shepherd, Darcy	6	77	45
25	Newing, Shaun	16	276	re	86	Diciero, Max	5	67	re
26	Sadler, John	13	270	20	87	Sriram, Akshith	4	67	41
27	Panozzo, Oliver	17	267	49	88	Hatangala, Cheranga	7	59	
28	Banova, Gabriel D	13	255	21	89	McLeod, Roger D	4	55	
29	Miller, Elliott	13	255	22	90	Bhosle, Shivraj	7	54	87
30	Parker, Rich	6	251		91	Banova, Gregory V	8	52	76
31	Watson, Matthew	13	249	64	92	Crimmins, Sam B	5	49	39
32	Nandury, Subramanyam	16	249	38	93	Leury, Thomas J	7	39	88
33	Murphy, Jack T	12	247	57	94	Sinclair, Paul G	1	37	re
34	Rout, Sibasish	13	242	67	95	Drysdale, Angus	2	37	63
35	Pearce, John G	18	242	24	96	Bush, Vincent	4	36	
36	Putsakayala, Mehar V	10	238		97	Newing, Gus	9	32	
37	Rajesh, Karthik	13	238	27	98	Bestha, Ramesh	16	32	93
38	Grose, Marcus	15	229	16	99	Shaik, Fayaz	9	32	78
39	Eicher, Simon	15	226		100	Kiran, Jai	2	32	59
40	Paevere, Jasper	12	217	53	101	Patel, Utkarsh	4	29	
41	Murphy, Vincent	14	215	35	102	Fernando, Dinusha W	1	27	re
42	Porter, Martin	16	213	37	103	Weeraratne, Lasantha	3	27	
43	Van Gerrevink, Aden	19	211	75	104	Mwayenga, Waddington	3	26	73
44	Arora, Gaurav	19	207	58	105	Brown, Rik	2	22	85
45	Holt, Peter T	16	203	54	106	Wilmott, Harry	1	21	re
46	Sinha, Sanjeev	18	193	31	107	Phelps, Rohan J	1	20	re
47	Pemmaraju, Saicharan	19	190	25	108	McKenzie, Lewis	1	15	99
48	Maiden, James	11	184		109	Farnell, James	3	10	
49	Hopcraft, Lachlan	16	182		110	Ryan, Jay	2	10	
50	Anglin, Bryce	15	181	62	111	Markwell, Clinton J	1	9	66
51	Paglianiti-Roberts, Tristan	20	172	48	112	Grist, Peter	2	8	re
52	Boyle, Finn	16	169		113	Rusjan, Alexander	3	7	56
53	Perkins, Matthew J	15	169	13	114	Srinivasan, Vinay	1	7	
54	Pizzey, Eamon E	23	162	30	115	Ryan, Jack	1	6	
55	Madden, William	9	162	11	116	Sriram, Raghavan	1	6	79
56	Boyle, Daniel	15	162		117	Anglin, Murray	0	5	
57	Veeravalli, Sidhaarthaa S	12	157		118	Stonehouse, Maz	1	5	
58	Kabier, Tabark	12	157	re	119	Newgreen, Eric	1	5	
59	Warmington, Jarrod	15	147		120	Godrich, James S	1	3	re
60	Ross, Angus J	10	146	29	121	Dodson, Rhys	1	2	re
61	Matewa, Richard	5	142		122	Shepherd, Daniel	1	1	

# SENIOR WOMEN'S CLUB CHAMPIONSHIP STANDINGS - SEASON 2019-20

	Player	Games	Points	Last Season		Player	Games	Points	Last Season
1	Offer, Keira	12	520		16	Dibben, Millie	1	39	
2	Stonehouse, Maz	12	511		17	Srinivasan, Poongothai	8	38	
3	Kuhaupt, Emilie	11	364		18	Coulson, Mandy	8	32	
4	Connelly, Georgina	12	348		19	Gregory, Mollie-Anne	1	30	
5	Ncube, Nicky	12	263		20	Parris, Kirsten	6	29	
6	Freer, Georgia	13	226		21	White, Anne	4	26	
7	Caldecott, Eliza	12	202		22	Taranto, Lindsey	2	26	
8	Dillon, Jessi	8	159		23	Vincent, Wendy	1	17	
9	Coulson Wiegard, Amelie	7	148		24	Pole, Shelly	2	12	
10	Guiney, Johanna	12	98		25	Walker, Ceitlin	1	9	
11	Guiney, Sarah	8	81		26	Gregory, Jackie	1	3	
12	Ranjan, Aadya	7	80		27	Njuguna, Abigail	1	1	
13	Jones, Dayle	11	67		28	Watson, Alana	2	0	
14	Boyle, Ciara	9	49		29	Ranjan, Neelam	1	0	
15	Newing, Sophie	8	48						

## Senior Women's Coaches Award – Georgia Freer

Georgia came to our group in late August as an experienced sportswoman, with a background in football, netball and tennis however, had not played club cricket previously. Since joining the group, Georgia has shown herself to not only be a very fine cricketer but also, a player who exhibits all the qualities and attributes of a club leader both on and off the ground. From a coaching viewpoint, I've been impressed by Georgia's willingness to embrace the challenges that cricket presents and the attitude and work ethic she displays each week at training and on match-days. Equally, Georgia has been a great presence socially at the club and has contributed positively to the culture of not only our women's teams, but the club as a whole.



## The Lesley Rhodes MEDAL Voted by the Players for the Players Keira Offer – 141 votes

Keira Offer completed the double by being awarded the Club's most valuable Senior Female player as voted by her teammates! Keira polled in all of the thirteen of the fourteen games she played and made the most Senior Female runs with 436 runs and completed the most fielding dismissals for the women with 9 during the course of the season. Keira won by just 9 votes from Second Team captain Georgina Connelly with premiership captain Maz Stonehouse, who took the most wickets for the women this season, a further 9 votes back. Congratulations Keira.



## Voteing in the Lesley Rhodes MEDAL

1	Offer, Keira	141	14	Jones, Dayle	30
2	Connelly, Georgina	132	15	Newing, Sophie	26
3	Stonehouse, Maz	123	16	Parris, Kirsten	15
4	Freer, Georgia	90	17	White, Anne	15
5	Ncube, Nicky	84	18	Gregory, Mollie-Anne	9
6	Caldecott, Eliza	75	19	Taranto, Lindsey	9
7	Kuhaupt, Emilie	70	20	Vincent, Wendy	8
8	Coulson Wiegard, Amelie	56	21	Srinivasan, Poongothai	7
9	Guiney, Johanna	54	22	Coulson, Mandy	5
10	Guiney, Sarah	43	23	Dibben, Millie	4
11	Ranjan, Aadya	41	24	Watson, Alana	3
12	Boyle, Ciara	40	25	Pole, Shelly	2
13	Dillon, Jessi	33	26	Gregory, Jackie	1

# CRITERIA USED FOR THE SENIOR CLUB CHAMPIONS

It's based on a points system as follows:-

1. One point for each run scored.
2. Fourteen points for an unassisted wicket, eg. Bowled, LBW, Caught and Bowled, Hit wicket.
3. Seven points for an assisted wicket, eg. Caught, Stumped, Run Out. In the case of an assisted wicket, seven points each goes to both the bowler and the fielder involved.
4. Fourteen points for a direct hit for a run out which is essentially an unassisted wicket.

NB: as the 2<sup>nd</sup>, 3<sup>rd</sup>, 4<sup>th</sup>, 5<sup>th</sup>, 6<sup>th</sup>, 7<sup>th</sup> XI's were scheduled for more matches than the 1<sup>st</sup> XI, a factor of 0.93 was applied to the Seconds, 0.70 was applied to the Thirds, Fourths, Fiftths, Sixths and Sevenths to any points (and Ryder and Ransford votes). As both women's teams played the same number of games there was no weighting on either side applied.

The Club Champion voting does not include the finals but only up until the end of the home and away games. If all seven mens teams or both womens teams make the finals, then these would be included in the Club Champion award up to the point where all teams were no longer involved.

## CLUB RYDER AND RANSFORD AWARDS

### FOR BEST PLAYER IN EACH OF THE SENIOR TEAMS

All players give votes (3, 2 and 1) at the completion of each game (can't vote for themselves). Votes obtained in the finals do not count towards the Rackstraw or Lesley Rhodes medal unless all teams participate in finals on that weekend.

#### **WT20(1) Ransford Votes**



#### **WT20(2) Ransford Votes**



#### **1st XI Ryder Votes**



Stonehouse, Maz	127	Connelly, Georgina	126	Rana, Shaz	167
Offer, Keira	126	Freer, Georgia	82	Stringer, Michael A	115
Kuhaupt, Emilie	67	Coulson Wiegard, Amelie	56	Avraam, Alex	96
Ncube, Nicky	63	Guiney, Johanna	54	Walter, Fergal	77
Caldecott, Eliza	56	Guiney, Sarah	43	Heddle, David	62
Boyle, Ciara	45	Ranjan, Aadya	41	Ali, Shayan	56
Dillon, Jessi	39	Ncube, Nicky	39	Mott, William	56
Jones, Dayle	27	Caldecott, Eliza	24	Paevere, Jasper	51
Newing, Sophie	11	Offer, Keira	19	Demelis, Nicholas	40
Taranto, Lindsey	9	Newing, Sophie	15	Miller, Elliott	31
Freer, Georgia	8	White, Anne	15	Rajesh, Kathick	22
Vincent, Wendy	8	Parris, Kirsten	13	Proud, Blake	10
Connelly, Georgina	6	Gregory, Mollie-Anne	9	Godbole, Siddhant	8
Dibben, Millie	4	Jones, Dayle	8	Maiden, James	1
Watson, Alana	3	Srinivasan, Poongothai	7		
Parris, Kirsten	2	Coulson, Mandy	5		
		Kuhaupt, Emilie	5		
		Pole, Shelly	2		
		Gregory, Jackie	1		



## 2nd X1 Ryder Votes



Skate, Andrew N	110
Rout, Sibasish	73
Dewey, Derek	51
Maiden, James	48
Demelis, Nicholas	43
Kumar, Ashwin	42
Perkins, Jack	40
Kashif, Muhammad	39
Matewa, Richard	39
Panozzo, Oliver	37
Godbole, Siddhant	35
Bazaz, Arvind	29
Pemmeraju, Piyush	27
Madden, William	23
Burley, David L	19
Madden, Nicholas	19
Skate, Doug	19
Rajesh, Kathick	18
Avraam, Alex	11
Sadler, Ben	7
Putsakayala, Mehar	6
Drysdale, Angus	4
Porter, Martin	4
Kabier, Tabark	4
Pizzey, Eamon	2
Paevere, Jasper	2
Pearce, Hamish	1
Khan, Imad	1

## 3rd X1 Ryder Votes



Parker, Rich	155
Skate, Doug	123
Bazaz, Arvind	111
Grose, Marcus	92
Newlands, Harrison	66
Madden, Nicholas	63
Phillips, Andrew H	58
Ross, Angus	53
Eicher, Simon	47
Veeravalli, Sidhaarthaa	45
Porter, Martin	44
Pizzey, Eamon	40
Watson, Tom	38
Sadler, Ben	31
Banova, Gabriel	28
Hedde, David	27
Kabier, Tabark	27
Kumar, Ashwin	23
Dewey, Derek	21
Shepherd, Darcy	21
Drysdale, Angus	20
Warmington, Jarrod	20
Avraam, Alex	19
Proud, Blake	16
Pizzey, David S	11
Maiden, James	10
Sriram, Akshith	10
Wilmott, Harry	8
Grist, Louis	7
Kapoor, Rajit	7
Rana, Shaz	4
Leury, Thomas	3
Madden, William	3
Demelis, Nicholas	2
Mwayenga, Waddington	2
Pemmaraju, Saicharan	2
Skate, Andrew N	2
Watson, Matthew	2
Evans, Francis	1
Newgreen, Eric	1
Paevere, Jasper	1
Panozzo, Oliver	1
Silva, Denith	1

## 4th X1 Ryder Votes



Pearce, John G	154
Pizzey, David S	151
Watson, Matthew	115
Pemmaraju, Saicharan	99
Banova, Gabriel	85
Panozzo, Oliver	74
Warmington, Jarrod	55
Sadler, Ben	43
Pearce, Hamish	43
Anglin, Bryce	38
Veeravalli, Sidhaarthaa	37
Perkins, Matthew J	33
Dewey, Derek	32
Pemmeraju, Piyush	30
Grist, Louis	30
Eicher, Simon	28
Silva, Kusuminda	27
Perkins, Jack	27
Sriram, Akshith	27
Godbole, Siddhant	26
Crimmins, Sam	21
Diciero, Max	16
Kapoor, Rajit	12
Putsakayala, Mehar	8
Banova, Greg	4
Newing, Freddie	1
Pizzey, Eamon	1
Madden, William	1

### 5th X1 Ryder Votes



Pemmeraju, Piyush	156
Boyle, Finn	101
Boyle, Daniel	85
Paglianiti-Roberts, Tristan	81
Murphy, Vince	77
Watson, Matthew	76
Andrews, Iggy	72
Murphy, Jack	70
Perkins, Matthew J	53
Newing, Shaun	48
Arora, Gaurav	42
Corrigan, John	40
Steward, Anthony J	28
Banova, Gabriel	28
Gautam, Manas	28
Kennedy, Lachlan	23
Newing, Freddie	15
Paevere, Ari	15
Nandury, Subramanyam	14
Chapman, Albert	14
Van Gerrevink, Aden	12
Sadler, John	11
Watson, Joseph	10
Barrett, Dillion	9
Khan, Imad	7
McLeod, Roger	4
Warmington, Jarrod	4
Talwar, Tarun	3
Phelps, Rohan	3
Eicher, Simon	3
Patel, Utkarsh	2
Singh, Ankit	1

### 6th X1 Ryder Votes



Silva, Denith	237
Talwar, Tarun	213
Singh, Ankit	113
Sinha, Sanjeev	100
Steward, Anthony J	95
Nandury, Subramanyam	84
Putsakayala, Mehar	67
Reddy, Mehendra	56
Chapman, Albert	55
Thakur, Ashish	41
Hatangala, Cheranga	29
Murphy, Jack	22
Khan, Imad	20
Fernando, Dinisuha	17
Pizzey, David S	15
Arora, Gaurav	13
Bestha, Ramesh	10
Shaik, Fayaz	8
Barrett, Dillion	7
Bhosle, Shivraj	6
Sinha, Harsh	5
Kennedy, Lachlan	2

### 7th X1 Ryder Votes



Newing, Freddie	221
Aldridge, Rod	175
Newing, Shaun	113
Hopcraft, Lachlan	102
Ryan, Mark	70
Watson, Joseph	68
Sadler, John	63
Van Gerrevink, Aden	61
Paevere, Ari	43
Godbole, Siddhant	33
Pemmeraju, Piyush	33
Aldridge, William	32
Shepherd, Darcy	28
Holt, Peter	27
McLeod, Roger	27
Boyle, Finn	22
Bush, Vincent	19
Newing, Gus	14
Sinclair, Paul	14
Kapoor, Rajit	9
Pizzey, Eamon	8
Watson, Matthew	5
Boyle, Daniel	4
McKenzie, Lewis	3
Murphy, Vince	3
Ryan, Jay	3
Warmington, Jarrod	3
Corrigan, John	2
Shepherd, Daniel	1

# 1st XI BATTING PERFORMANCES

	Player	MAT	INN	NO	100s	50s	0s	4s	6s	HS	RUNS	AVE
1	<b>Avraam, Alex</b>	<b>13</b>	<b>13</b>	<b>3</b>	<b>2</b>	<b>1</b>	<b>0</b>	<b>38</b>	<b>0</b>	<b>110*</b>	<b>447</b>	<b>44.70</b>
2	Rana, Shaz	14	14	0	0	4	3	28	3	76	369	26.36
3	Heddle, David	13	13	1	0	2	0	34	4	57	358	29.83
4	Miller, Elliott	14	14	0	0	1	4	23	2	57	216	15.43
5	Mott, William	13	12	2	0	1	1	16	3	63*	201	20.10
6	Walter, Fergal	8	6	1	0	1	0	11	0	62	122	24.40
7	Proud, Blake E	14	12	1	0	0	1	11	0	18	119	10.82
8	Ali, Shayan	14	10	2	0	0	3	5	0	30*	90	11.25
9	Stringer, Michael A	13	8	2	0	0	1	7	4	39	81	13.50
10	Demelis, Nicholas	11	10	0	0	0	3	9	1	21	80	8.00
11	Godbole, Siddhant	3	3	1	0	0	0	6	1	32	66	33.00
12	Rajesh, Karthik	8	7	4	0	0	1	3	1	25	59	19.67
13	Matewa, Richard	2	2	0	0	0	0	2	0	12	20	10.00
14	Rout, Sibasish	1	1	0	0	0	0	2	0	18	18	18.00
15	Paevere, Jasper	10	5	2	0	0	2	0	0	11*	14	4.67
16	Madden, William	2	2	1	0	0	0	0	0	1	1	1.00
17	Maiden, James	1	1	1	0	0	0	0	0	0*	0	NA

# 1st XI BOWLING PERFORMANCES

	Player	MAT	O	M	R	W	5Wi	10Wm	BBI	AVE.	STR.	ECN.
1	<b>Rana, Shaz</b>	<b>14</b>	<b>114.2</b>	<b>22</b>	<b>304</b>	<b>26</b>	<b>1</b>	<b>0</b>	<b>5/43</b>	<b>11.69</b>	<b>26.38</b>	<b>2.66</b>
2	Stringer, Michael A	13	136	36	375	26	1	0	5/33	14.42	31.38	2.76
3	Ali, Shayan	14	101.5	18	322	18	0	0	3/24	17.89	33.94	3.16
4	Walter, Fergal	8	84	12	283	14	0	0	4/46	20.21	36.00	3.37
5	Paevere, Jasper	10	67	10	245	13	0	0	3/33	18.85	30.92	3.66
6	Rajesh, Karthik	8	56.2	9	177	11	0	0	4/12	16.09	30.73	3.14
7	Demelis, Nicholas	11	76	12	269	11	0	0	3/20	24.45	41.45	3.54
8	Mott, William	13	62	7	222	9	0	0	2/12	24.67	41.33	3.58
9	Avraam, Alex	13	15.2	4	49	2	0	0	1/0	24.50	46.00	3.20
10	Maiden, James	1	4	2	13	1	0	0	1/13	13.00	24.00	3.25
11	Heddle, David	13	4	0	22	1	0	0	1/8	22.00	24.00	5.50
12	Godbole, Siddhant	3	5	1	24	1	0	0	1/24	24.00	30.00	4.80



# 2nd XI BATTING PERFORMANCES

	Player	MAT	INN	NO	100s	50s	0s	4s	6s	HS	RUNS	AVE
1	<b><u>Skate, Andrew N</u></b>	<b><u>12</u></b>	<b><u>11</u></b>	<b><u>1</u></b>	<b><u>0</u></b>	<b><u>1</u></b>	<b><u>0</u></b>	<b><u>24</u></b>	<b><u>2</u></b>	<b><u>50</u></b>	<b><u>239</u></b>	<b><u>23.90</u></b>
2	Rout, Sibasish	12	13	2	0	1	0	16	1	56	226	20.55
3	Dewey, Derek J	11	12	5	0	1	0	11	3	51*	160	22.86
4	Matewa, Richard	4	4	0	0	1	0	19	1	54	137	34.25
5	Godbole, Siddhant	4	5	0	0	1	0	16	2	54	120	24.00
6	Perkins, Jack	10	10	2	0	0	2	12	0	27	111	13.88
7	Kabier, Tabark	9	9	1	0	0	0	10	0	30	93	11.63
8	Madden, William	3	3	0	0	0	1	5	0	42	81	27.00
9	Demelis, Nicholas	2	2	1	0	1	0	10	2	69*	74	74.00
10	Porter, Martin	6	7	2	0	0	2	5	0	34	59	11.80
11	Panozzo, Oliver	7	6	1	0	0	1	1	0	38	54	10.80
12	Maiden, James	7	5	1	0	0	1	5	1	26*	47	11.75
13	Bazaz, Arvind	2	3	0	0	0	0	5	1	27	40	13.33
14	Skate, Doug J	2	2	1	0	0	0	3	0	33*	37	37.00
15	Kashif, Muhammad	2	2	1	0	0	0	4	0	32*	34	34.00
16	Kumar, Ashwin G	10	6	2	0	0	1	1	0	10*	26	6.50
17	Madden, Nicholas	4	4	0	0	0	0	0	0	15	26	6.50
18	Paevere, Jasper	1	1	1	0	0	0	2	0	25*	25	NA
19	Watson, Tom R	1	1	0	0	0	0	2	1	24	24	24.00
20	Burley, David L	8	5	0	0	0	2	1	0	6	14	2.80
21	Rajesh, Karthik	5	3	0	0	0	0	0	0	7	14	4.67
22	Avraam, Alex	1	1	0	0	0	0	2	0	14	14	14.00
23	Pemmaraju, Piyush P	2	2	0	0	0	0	0	0	10	11	5.50
24	Sadler, Ben	4	3	2	0	0	0	0	0	4	9	9.00
25	Grose, Marcus	1	2	0	0	0	1	0	0	7	7	3.50
26	Steward, Anthony J	1	1	1	0	0	0	0	1	7*	7	NA
27	Khan, Imad	1	1	0	0	0	0	0	0	6	6	6.00
28	Eicher, Simon	4	2	0	0	0	0	0	0	4	5	2.50
29	Mwayenga, Waddington	1	1	0	0	0	0	0	0	5	5	5.00
30	Drysdale, Angus	1	1	1	0	0	0	0	0	4*	4	NA
31	Godrich, James S	1	1	0	0	0	0	0	0	3	3	3.00
32	Dodson, Rhys	1	1	0	0	0	0	0	0	2	2	2.00
33	Srinivasan, Vinay	1	1	0	0	0	1	0	0	0	0	0.00
34	Shepherd, Darcy	2	1	0	0	0	1	0	0	0	0	0.00
35	Singh, Ankit	1	1	0	0	0	1	0	0	0	0	0.00
36	Ross, Angus J	2	1	0	0	0	1	0	0	0	0	0.00
37	Newlands, Harrison R	2	2	0	0	0	2	0	0	0	0	0.00





# 2nd XI BOWLING PERFORMANCES

	Player	MAT	O	M	R	W	5Wi	10Wm	BBI	AVE.	STR.	ECN.
<u>1</u>	<u>Kumar, Ashwin G</u>	<u>10</u>	<u>81</u>	<u>9</u>	<u>299</u>	<u>18</u>	<u>0</u>	<u>0</u>	<u>4/45</u>	<u>16.61</u>	<u>27.00</u>	<u>3.69</u>
2	Skate, Andrew N	12	48	10	140	9	0	0	4/20	15.56	32.00	2.92
3	Maiden, James	7	53	8	187	7	0	0	2/26	26.71	45.43	3.53
4	Eicher, Simon	4	37.1	15	75	6	0	0	4/13	12.50	37.17	2.02
5	Panozzo, Oliver	7	43.2	10	114	6	0	0	2/14	19.00	43.33	2.63
6	Burley, David L	8	56	14	131	6	0	0	2/1	21.83	56.00	2.34
7	Kashif, Muhammad	2	26	9	39	5	0	0	4/34	7.80	31.20	1.50
8	Rajesh, Karthik	5	33	8	92	5	0	0	2/24	18.40	39.60	2.79
9	Pemmaraju, Piyush P	2	5.4	0	18	4	0	0	4/18	4.50	8.50	3.18
10	Demelis, Nicholas	2	11.4	3	27	4	0	0	2/10	6.75	17.50	2.31
11	Sadler, Ben	4	29	7	102	4	0	0	2/36	25.50	43.50	3.52
12	Perkins, Jack	10	8	0	57	3	0	0	1/14	19.00	16.00	7.13
13	Skate, Doug J	2	14	3	57	3	0	0	3/25	19.00	28.00	4.07
14	Bazaz, Arvind	2	18	2	82	3	0	0	3/24	27.33	36.00	4.56
15	Veeravalli, Sidhaarthaa S	2	26.2	7	64	2	0	0	2/24	32.00	79.00	2.43
16	Drysdale, Angus	1	9	1	18	1	0	0	1/18	18.00	54.00	2.00
17	Srinivasan, Vinay	1	3	0	24	1	0	0	1/24	24.00	18.00	8.00
18	Putsakayala, Mehar V	1	9	1	27	1	0	0	1/27	27.00	54.00	3.00
19	Pizzey, Eamon E	1	4	0	30	1	0	0	1/30	30.00	24.00	7.50
20	Godbole, Siddhant	4	13	2	41	1	0	0	1/20	41.00	78.00	3.15
21	Madden, Nicholas	4	14	2	45	1	0	0	1/9	45.00	84.00	3.21
22	Shepherd, Darcy	2	11	1	53	1	0	0	1/32	53.00	66.00	4.82
23	Grose, Marcus	1	1	0	6	0	0	0	0/6	NA	NA	6.00
24	Avraam, Alex	1	2	1	8	0	0	0	0/8	NA	NA	4.00
25	Newlands, Harrison R	2	5	0	15	0	0	0	0/3	NA	NA	3.00
26	Pemmaraju, Saicharan	1	7	1	24	0	0	0	0/24	NA	NA	3.43
27	Paevere, Jasper	1	4	0	27	0	0	0	0/27	NA	NA	6.75
28	Steward, Anthony J	1	9	1	39	0	0	0	0/39	NA	NA	4.33
29	Dewey, Derek J	11	15.1	4	47	0	0	0	0/9	NA	NA	3.10



# 3rd XI BATTING PERFORMANCES

	Player	MAT	INN	NO	100s	50s	0s	4s	6s	HS	RUNS	AVE
1	Grose, Marcus	15	15	2	0	3	3	27	0	54	315	24.23
<b>2</b>	<b><u>Parker, Rich</u></b>	<b><u>7</u></b>	<b><u>7</u></b>	<b><u>2</u></b>	<b><u>0</u></b>	<b><u>4</u></b>	<b><u>1</u></b>	<b><u>22</u></b>	<b><u>1</u></b>	<b><u>80</u></b>	<b><u>274</u></b>	<b><u>54.80</u></b>
3	Skate, Doug J	9	8	1	0	2	0	28	2	97	266	38.00
4	Porter, Martin	12	12	3	0	1	0	15	0	67*	220	24.44
5	Ross, Angus J	9	7	1	0	1	0	14	0	55	167	27.83
6	Watson, Tom R	11	9	1	0	0	1	13	1	39	135	16.88
7	Phillips, Andrew H	19	13	2	0	0	2	6	5	44	119	10.82
8	Bazaz, Arvind	15	12	5	0	0	1	8	0	19	100	14.29
9	Madden, William	3	3	0	0	0	0	2	0	43	71	23.67
10	Heddle, David	1	1	0	0	1	0	4	1	68	68	68.00
11	Proud, Blake E	3	3	2	0	0	0	10	0	27*	63	63.00
12	Kabier, Tabark	3	3	0	0	0	1	6	2	36	63	21.00
13	Pizzey, David S	4	4	0	0	0	0	6	0	21	53	13.25
14	Madden, Nicholas	5	4	0	0	0	1	4	0	40	52	13.00
15	Veeravalli, Sidhaarthaa S	9	7	1	0	0	2	0	0	14	36	6.00
16	Eicher, Simon	5	4	0	0	0	0	2	0	29	36	9.00
17	Skate, Andrew N	1	1	1	0	0	0	3	0	34*	34	NA
18	Dewey, Derek J	2	2	0	0	0	0	1	0	26	32	16.00
19	Avraam, Alex	1	1	1	0	0	0	2	0	28*	28	NA
20	Rana, Shaz	1	1	1	0	0	0	0	1	25*	25	NA
21	Kiran, Jai	2	2	1	0	0	0	3	0	17	24	24.00
22	Newlands, Harrison R	6	4	2	0	0	1	0	0	12*	21	10.50
23	Banova, Gabriel D	5	3	2	0	0	0	0	0	11	20	20.00
24	Sriram, Akshith	1	1	0	0	0	0	1	0	19	19	19.00
25	Wilmott, Harry	1	1	0	0	0	0	1	0	16	16	16.00
26	Silva, Denith K	1	1	1	0	0	0	1	0	16*	16	NA
27	Pearce, John G	2	2	0	0	0	0	0	0	8	14	7.00
28	Mwayenga, Waddington	2	1	0	0	0	0	0	0	14	14	14.00
29	Sadler, Ben	7	3	2	0	0	0	0	0	4*	10	10.00
30	Warmington, Jarrod	5	2	1	0	0	0	2	0	5*	10	10.00
31	Pizzey, Eamon E	19	4	2	0	0	0	0	0	5	10	5.00
32	Paevere, Jasper	1	1	0	0	0	0	0	0	9	9	9.00
33	Steward, Anthony J	1	1	0	0	0	0	1	0	9	9	9.00
34	Perkins, Jack	2	2	0	0	0	1	1	0	7	7	3.50
35	Grist, Louis	2	2	0	0	0	0	0	0	5	7	3.50
36	Shepherd, Darcy	2	1	0	0	0	0	0	0	5	5	5.00
37	Sadler, John	1	1	0	0	0	0	0	0	5	5	5.00
38	Rajesh, Karthik	1	1	0	0	0	0	0	0	5	5	5.00
39	Leury, Thomas J	5	4	1	0	0	1	0	0	3	5	1.67
40	Diciero, Max	1	1	0	0	0	0	0	0	4	4	4.00
41	Rusjan, Alexander	3	2	0	0	0	1	0	0	3	3	1.50
42	Demelis, Nicholas	1	1	0	0	0	0	0	0	2	2	2.00
43	Kapoor, Rajit	1	1	0	0	0	0	0	0	1	1	1.00
44	Drysdale, Angus	1	1	0	0	0	0	0	0	1	1	1.00
45	Watson, Matthew	1	1	1	0	0	0	0	0	0*	0	NA
46	Holt, Peter T	1	1	0	0	0	1	0	0	0	0	0.00
47	Maiden, James	3	1	0	0	0	1	0	0	0	0	0.00
48	Pemmaraju, Saicharan	4	2	1	0	0	1	0	0	0*	0	0.00
49	Evans, Francis	1	1	0	0	0	1	0	0	0	0	0.00
50	Panozzo, Oliver	1	1	0	0	0	1	0	0	0	0	0.00
51	Pemmaraju, Saicharan	4	2	1	0	0	1	0	0	0*	0	0.00



# 3rd XI BOWLING PERFORMANCES

	Player	MAT	O	M	R	W	5Wi	10Wm	BBI	AVE.	STR.	ECN.
1	<b>Bazaz, Arvind</b>	<b>15</b>	<b>98.3</b>	<b>18</b>	<b>322</b>	<b>23</b>	<b>0</b>	<b>0</b>	<b>4/18</b>	<b>14.00</b>	<b>25.70</b>	<b>3.27</b>
2	Pizzey, Eamon E	19	98.5	10	377	18	0	0	3/33	20.94	32.94	3.81
3	Skate, Doug J	9	56	13	133	13	0	0	4/8	10.23	25.85	2.38
4	Newlands, Harrison R	6	35	7	88	12	0	0	3/21	7.33	17.50	2.51
5	Parker, Rich	7	34.2	7	128	12	1	0	5/21	10.67	17.17	3.73
6	Eicher, Simon	5	39	5	125	9	0	0	4/26	13.89	26.00	3.21
7	Veeravalli, Sidhaarthaa S	9	66	11	199	9	0	0	2/12	22.11	44.00	3.02
8	Kumar, Ashwin G	4	16	4	42	7	0	0	3/13	6.00	13.71	2.63
9	Phillips, Andrew H	19	30	2	115	7	0	0	3/34	16.43	25.71	3.83
10	Madden, Nicholas	5	31	3	136	7	0	0	4/5	19.43	26.57	4.39
11	Sadler, Ben	7	44	4	146	7	0	0	3/20	20.86	37.71	3.32
12	Banova, Gabriel D	5	16	1	65	6	0	0	2/16	10.83	16.00	4.06
13	Warmington, Jarrod	5	18	1	97	5	0	0	3/7	19.40	21.60	5.39
14	Drysdale, Angus	1	7.4	5	7	3	0	0	3/7	2.33	15.33	0.91
15	Maiden, James	3	14	0	57	3	0	0	2/29	19.00	28.00	4.07
16	Shepherd, Darcy	2	13	2	59	3	0	0	3/24	19.67	26.00	4.54
17	Proud, Blake E	3	2.1	0	7	2	0	0	1/0	3.50	6.50	3.23
18	Grist, Louis	2	3	1	7	2	0	0	2/7	3.50	9.00	2.33
19	Dewey, Derek J	2	6	1	11	2	0	0	2/11	5.50	18.00	1.83
20	Wilmott, Harry	1	6.3	2	13	2	0	0	2/13	6.50	19.50	2.00
21	Avraam, Alex	1	4	2	5	1	0	0	1/5	5.00	24.00	1.25
22	Newgreen, Eric	1	4	0	12	1	0	0	1/12	12.00	24.00	3.00
23	Paevere, Jasper	1	9	4	15	1	0	0	1/15	15.00	54.00	1.67
24	Kapoor, Rajit	1	9	2	16	1	0	0	1/16	16.00	54.00	1.78
25	Watson, Matthew	1	8	2	28	1	0	0	1/28	28.00	48.00	3.50
26	Rajesh, Karthik	1	5.3	0	38	1	0	0	1/38	38.00	33.00	6.91
27	Madden, William	3	5	0	42	1	0	0	1/42	42.00	30.00	8.40
28	Pemmaraju, Saicharan	4	20	4	75	1	0	0	1/32	75.00	120.00	3.75
29	Rana, Shaz	1	4	1	11	0	0	0	0/11	NA	NA	2.75
30	Panozzo, Oliver	1	3	0	17	0	0	0	0/17	NA	NA	5.67
31	Diciero, Max	1	4	0	19	0	0	0	0/19	NA	NA	4.75
32	Mwayenga, Waddington	2	7	1	23	0	0	0	0/23	NA	NA	3.29
33	Skate, Andrew N	1	3	0	24	0	0	0	0/24	NA	NA	8.00
34	Demelis, Nicholas	1	8	0	32	0	0	0	0/32	NA	NA	4.00



# 4th XI BATTING PERFORMANCES

	Player	MAT	INN	NO	100s	50s	0s	4s	6s	HS	RUNS	AVE
<u>1</u>	<u>Pizzey, David S</u>	<u>19</u>	<u>19</u>	<u>2</u>	<u>1</u>	<u>2</u>	<u>0</u>	<u>74</u>	<u>5</u>	<u>161*</u>	<u>546</u>	<u>32.12</u>
2	Pearce, John G	17	15	0	0	2	1	27	0	55	306	20.40
3	Panozzo, Oliver	10	9	1	0	0	1	11	0	49	181	22.63
4	Perkins, Jack	2	2	0	1	0	0	10	9	159	170	85.00
5	Perkins, Matthew J	13	10	0	0	0	2	12	0	34	121	12.10
6	Banova, Gabriel D	8	8	1	0	0	1	14	0	35	104	14.86
7	Pearce, Hamish	13	11	5	0	0	1	3	0	24*	81	13.50
8	Crimmins, Sam B	6	5	1	0	0	0	7	0	28	71	17.75
9	Sriram, Akshith	3	3	1	0	1	0	3	0	66*	69	34.50
10	Eicher, Simon	6	5	0	0	0	1	5	0	28	51	10.20
11	Skate, Andrew N	1	1	0	0	0	0	0	0	48	48	48.00
12	Grist, Louis	2	2	1	0	0	0	3	0	45*	47	47.00
13	Godbole, Siddhant	1	1	1	0	0	0	6	0	39*	39	NA
14	Kapoor, Rajit	14	6	0	0	0	0	0	1	18	35	5.83
15	Anglin, Bryce	16	13	5	0	0	4	5	0	11*	35	4.38
16	Banova, Gregory V	4	4	0	0	0	2	2	0	17	23	5.75
17	Pemmaraju, Piyush P	4	3	1	0	0	0	0	0	18	21	10.50
18	Watson, Tom R	1	1	0	0	0	0	2	0	19	19	19.00
19	Dewey, Derek J	2	2	1	0	0	0	0	1	16	16	16.00
20	Veeravalli, Sidhaarthaa S	3	2	0	0	0	0	0	0	11	16	8.00
21	Silva, Denith K	4	4	0	0	0	1	2	0	13	16	4.00
22	Proud, Blake E	1	1	0	0	0	0	2	0	15	15	15.00
23	Madden, William	1	1	0	0	0	0	2	0	14	14	14.00
24	Warmington, Jarrod	9	6	1	0	0	3	0	0	9*	13	2.60
25	Ross, Angus J	1	1	0	0	0	0	2	0	13	13	13.00
26	Pemmaraju, Saicharan	15	6	1	0	0	3	1	0	6*	12	2.40
27	Sadler, Ben	3	3	0	0	0	1	0	0	9	11	3.67
28	Watson, Matthew	9	4	2	0	0	0	2	0	9	11	5.50
29	Sriram, Raghavan	1	1	0	0	0	0	0	0	8	8	8.00
30	Patel, Utkarsh	2	2	1	0	0	1	0	0	6*	6	6.00
31	Khan, Imad	1	1	1	0	0	0	0	0	5*	5	NA
32	Sadler, John	1	1	1	0	0	0	0	0	5*	5	NA
33	Grist, Peter	1	1	1	0	0	0	0	0	2*	2	NA
34	Hedde, David	1	1	0	0	0	0	0	0	2	2	2.00
35	Leury, Thomas J	1	1	0	0	0	0	0	0	2	2	2.00
36	Talwar, Tarun	3	3	0	0	0	2	0	0	2	2	0.67
37	Newing, Freddie	2	1	0	0	0	1	0	0	0	0	0.00
38	Diciero, Max	3	2	0	0	0	2	0	0	0	0	0.00
39	Putsakayala, Mehar V	2	2	0	0	0	2	0	0	0	0	0.00
40	Pizzey, Eamon E	4	3	0	0	0	3	0	0	0	0	0.00
41	Paglianiti-Roberts, Tristan	1	1	0	0	0	1	0	0	0	0	0.00
42	Singh, Ankit	1	1	0	0	0	1	0	0	0	0	0.00





# 4th XI BOWLING PERFORMANCES

	Player	MAT	O	M	R	W	5Wi	10Wm	BBI	AVE.	STR.	ECN.
1	Pemmaraju, Saicharan	15	103	21	260	23	2	0	5/19	11.30	26.87	2.52
2	<b><u>Watson, Matthew</u></b>	<b><u>9</u></b>	<b><u>69.2</u></b>	<b><u>17</u></b>	<b><u>193</u></b>	<b><u>20</u></b>	<b><u>1</u></b>	<b><u>0</u></b>	<b><u>5/17</u></b>	<b><u>9.65</u></b>	<b><u>20.80</u></b>	<b><u>2.78</u></b>
3	Warmington, Jarrod	9	50	11	124	14	0	0	3/12	8.86	21.43	2.48
4	Anglin, Bryce	16	72	10	220	11	0	0	2/10	20.00	39.27	3.06
5	Kapoor, Rajit	14	69	13	154	10	0	0	2/15	15.40	41.40	2.23
6	Pearce, Hamish	13	30	8	79	7	0	0	2/1	11.29	25.71	2.63
7	Diciero, Max	3	16	3	33	6	0	0	3/7	5.50	16.00	2.06
8	Veeravalli, Sidhaarthaa S	3	27	11	41	6	0	0	4/6	6.83	27.00	1.52
9	Banova, Gabriel D	8	23	5	56	5	0	0	3/1	11.20	27.60	2.43
10	Grist, Louis	2	12.2	0	60	5	0	0	3/37	12.00	14.80	4.86
11	Silva, Denith K	4	22.3	3	69	5	1	0	5/7	13.80	27.00	3.07
12	Eicher, Simon	6	25	3	102	5	0	0	3/21	20.40	30.00	4.08
13	Dewey, Derek J	2	11	4	17	4	0	0	4/14	4.25	16.50	1.55
14	Sadler, Ben	3	15	1	53	4	0	0	2/15	13.25	22.50	3.53
15	Panozzo, Oliver	10	25.3	3	77	4	0	0	1/2	19.25	38.25	3.02
16	Godbole, Siddhant	1	8	3	16	3	0	0	3/16	5.33	16.00	2.00
17	Putsakayala, Mehar V	2	15	2	37	3	0	0	2/27	12.33	30.00	2.47
18	Pemmaraju, Piyush P	4	16	2	43	2	0	0	2/22	21.50	48.00	2.69
19	Pizzey, Eamon E	4	13	2	63	2	0	0	1/1	31.50	39.00	4.85
20	Perkins, Jack	2	2	0	2	1	0	0	1/2	2.00	12.00	1.00
21	Pearce, John G	17	4	2	2	1	0	0	1/0	2.00	24.00	0.50
22	Shepherd, Darcy	1	5	2	6	1	0	0	1/6	6.00	30.00	1.20
23	Proud, Blake E	1	2	0	7	1	0	0	1/7	7.00	12.00	3.50
24	Talwar, Tarun	3	8	2	15	1	0	0	1/8	15.00	48.00	1.88
25	Newing, Freddie	2	9	1	31	1	0	0	1/15	31.00	54.00	3.44
26	Perkins, Matthew J	13	1	1	0	0	0	0	0/0	NA	NA	0.00
27	Paglianiti-Roberts, Tristan	1	2	1	6	0	0	0	0/6	NA	NA	3.00
28	Sriram, Akshith	3	2	0	7	0	0	0	0/1	NA	NA	3.50
29	Patel, Utkarsh	2	2	0	15	0	0	0	0/15	NA	NA	7.50



# 5th XI BATTING PERFORMANCES

	Player	MAT	INN	NO	100s	50s	0s	4s	6s	HS	RUNS	AVE
1	<b><u>Murphy, Vincent</u></b>	<b><u>13</u></b>	<b><u>14</u></b>	<b><u>1</u></b>	<b><u>0</u></b>	<b><u>0</u></b>	<b><u>1</u></b>	<b><u>17</u></b>	<b><u>2</u></b>	<b><u>47</u></b>	<b><u>203</u></b>	<b><u>15.62</u></b>
2	Boyle, Daniel	12	12	2	0	0	0	10	0	24	132	13.20
3	Corrigan, John R	17	16	1	0	0	0	8	0	25*	129	8.60
4	Paglianiti-Roberts, Tristan	16	17	1	0	0	3	6	0	13	96	6.00
5	Newing, Shaun	2	2	0	0	1	0	10	0	61	96	48.00
6	Perkins, Matthew J	2	2	0	0	1	0	6	0	64	82	41.00
7	Murphy, Jack T	10	9	2	0	0	3	7	0	20*	78	11.14
8	Pemmaraju, Piyush P	10	10	2	0	0	0	2	0	18	77	9.63
9	Arora, Gaurav	3	4	0	0	0	0	4	0	27	70	17.50
10	Khan, Imad	11	11	0	0	0	3	4	0	20	67	6.09
11	Gautam, Manas S	5	5	1	0	0	1	6	0	40*	60	15.00
12	Gorman-Andrews, Ignatius	10	8	1	0	0	4	1	0	15*	45	6.43
13	Banova, Gabriel D	1	1	0	0	0	0	4	1	44	44	44.00
14	Chapman, Albert	9	9	0	0	0	3	2	0	16	43	4.78
15	Boyle, Finn	11	10	3	0	0	3	1	0	22*	41	5.86
16	Kennedy, Lachlan	11	9	3	0	0	4	1	0	9	27	4.50
17	Brown, Rik	2	3	2	0	0	0	2	0	13*	25	25.00
18	Talwar, Tarun	2	2	0	0	0	0	0	0	17	19	9.50
19	Singh, Ankit	2	2	0	0	0	0	2	0	15	17	8.50
20	Watson, Matthew	3	2	1	0	0	1	1	0	17*	17	17.00
21	Paevere, Ari	3	3	0	0	0	0	1	0	11	17	5.67
22	Banova, Gregory V	4	4	0	0	0	1	0	0	12	16	4.00
23	Sadler, John	2	2	0	0	0	0	1	0	12	15	7.50
24	Markwell, Clinton J	1	1	0	0	0	0	0	0	13	13	13.00
25	Watson, Joseph	3	3	0	0	0	1	1	0	6	10	3.33
26	Steward, Anthony J	2	2	0	0	0	1	0	0	5	5	2.50
27	Van Gerrevink, Aden	2	2	1	0	0	1	1	0	5*	5	5.00
28	Shaik, Fayaz	3	3	0	0	0	2	1	0	5	5	1.67
29	Nandury, Subramanyam	2	1	0	0	0	0	1	0	4	4	4.00
30	Barrett, Dillon J	11	5	3	0	0	1	0	0	3	4	2.00
31	Hopcraft, Lachlan	1	1	1	0	0	0	0	0	1*	1	NA
32	Newing, Freddie	2	1	0	0	0	0	0	0	1	1	1.00
33	Eicher, Simon	1	1	0	0	0	0	0	0	1	1	1.00
34	Warmington, Jarrod	1	1	0	0	0	1	0	0	0	0	0.00
35	Phelps, Rohan J	1	1	0	0	0	1	0	0	0	0	0.00
36	Patel, Utkarsh	2	1	0	0	0	1	0	0	0	0	0.00



# 5th XI BOWLING PERFORMANCES

	Player	MAT	O	M	R	W	5Wi	10Wm	BBI	AVE.	STR.	ECN.
<u>1</u>	<u>Pemmaraju, Piyush P</u>	<u>10</u>	<u>70.1</u>	<u>22</u>	<u>161</u>	<u>14</u>	<u>1</u>	<u>0</u>	<u>5/13</u>	<u>11.50</u>	<u>30.07</u>	<u>2.29</u>
2	Paglianiti-Roberts, Tristan	16	49.4	1	256	13	0	0	4/24	19.69	22.92	5.15
3	Boyle, Finn	11	74	9	311	13	0	0	2/16	23.92	34.15	4.20
4	Murphy, Jack T	10	50.3	4	216	11	0	0	3/16	19.64	27.55	4.28
5	Watson, Matthew	3	24	5	57	8	0	0	4/23	7.13	18.00	2.38
6	Barrett, Dillon J	11	43	1	224	8	0	0	2/23	28.00	32.25	5.21
7	Gorman-Andrews, Ignatius	10	44.4	14	167	7	0	0	2/1	23.86	38.29	3.74
8	Kennedy, Lachlan	11	48	6	199	7	0	0	2/17	28.43	41.14	4.15
9	Steward, Anthony J	2	15.3	6	22	5	0	0	3/7	4.40	18.60	1.42
10	Sadler, John	2	11.4	2	26	4	0	0	2/10	6.50	17.50	2.23
11	Arora, Gaurav	3	11	2	48	4	0	0	3/23	12.00	16.50	4.36
12	Perkins, Matthew J	2	15	3	23	3	0	0	2/8	7.67	30.00	1.53
13	Nandury, Subramanyam	2	8	1	25	3	0	0	2/9	8.33	16.00	3.13
14	Newing, Freddie	2	14	1	30	3	0	0	2/19	10.00	28.00	2.14
15	Phelps, Rohan J	1	5	1	21	2	0	0	2/21	10.50	15.00	4.20
16	McLeod, Roger D	1	7	0	38	2	0	0	2/38	19.00	21.00	5.43
17	Van Gerrevink, Aden	2	18	2	45	2	0	0	1/20	22.50	54.00	2.50
18	Patel, Utkarsh	2	12.2	1	67	2	0	0	1/28	33.50	37.00	5.43
19	Watson, Joseph	3	8	5	6	1	0	0	1/6	6.00	48.00	0.75
20	Eicher, Simon	1	3	0	11	1	0	0	1/11	11.00	18.00	3.67
21	Banova, Gabriel D	1	7	0	33	1	0	0	1/33	33.00	42.00	4.71
22	Hopcraft, Lachlan	1	8	0	37	1	0	0	1/37	37.00	48.00	4.63
23	Paevere, Ari	3	22	2	74	1	0	0	1/38	74.00	132.00	3.36
24	Corrigan, John R	17	2	0	10	0	0	0	0/10	NA	NA	5.00
25	Talwar, Tarun	2	9	0	35	0	0	0	0/12	NA	NA	3.89
26	Warmington, Jarrod	1	9	3	37	0	0	0	0/37	NA	NA	4.11
27	Murphy, Vincent	13	8	2	49	0	0	0	0/4	NA	NA	6.13
28	Diciero, Max	1	8	0	54	0	0	0		NA	NA	6.75



# 6th XI BATTING PERFORMANCES

	Player	MAT	INN	NO	100s	50s	0s	4s	6s	HS	RUNS	AVE
1	Silva, Denith K	18	19	2	0	2	3	46	17	91	471	27.71
2	Talwar, Tarun	18	19	1	0	3	1	51	0	57	461	25.61
3	<b><u>Singh, Ankit</u></b>	<b><u>9</u></b>	<b><u>10</u></b>	<b><u>0</u></b>	<b><u>0</u></b>	<b><u>2</u></b>	<b><u>0</u></b>	<b><u>30</u></b>	<b><u>4</u></b>	<b><u>74</u></b>	<b><u>287</u></b>	<b><u>28.70</u></b>
4	Steward, Anthony J	14	15	3	0	1	2	18	2	53	197	16.42
5	Thakur, Ashish	16	16	1	0	0	1	17	0	26	151	10.07
6	Nandury, Subramanyam	14	14	3	0	0	1	8	1	29	127	11.55
7	Chapman, Albert	6	6	0	0	0	3	3	0	44	87	14.50
8	Putsakayala, Mehar V	7	7	0	0	0	1	8	1	24	83	11.86
9	Arora, Gaurav	16	16	0	0	0	5	0	0	15	78	4.88
10	Khan, Imad	11	8	1	0	0	2	9	0	40*	78	11.14
11	Bhosle, Shivraj	7	7	0	0	0	0	5	1	21	56	8.00
12	Sinha, Sanjeev	18	15	7	0	0	5	6	0	19	51	6.38
13	Reddy, Mahendra	6	6	0	0	0	1	3	1	16	46	7.67
14	Gautam, Manas S	6	5	1	0	0	0	4	0	14*	40	10.00
15	Weeraratne, Lasantha	3	3	0	0	0	0	6	0	20	38	12.67
16	Pizzey, David S	2	2	0	0	0	0	5	0	30	36	18.00
17	Hatangala, Cheranga	7	7	2	0	0	3	3	0	17*	28	5.60
18	Fernando, Dinusha W	1	1	0	0	0	0	1	0	25	25	25.00
19	Shaik, Fayaz	6	6	0	0	0	2	0	0	8	19	3.17
20	Paglianiti-Roberts, Tristan	2	2	1	0	0	0	0	0	5	7	7.00
21	Kennedy, Lachlan	2	2	0	0	0	1	0	0	7	7	3.50
22	Eicher, Simon	1	1	0	0	0	0	0	0	4	4	4.00
23	Bestha, Ramesh	16	11	3	0	0	8	0	0	4*	4	0.50
24	Murphy, Jack T	2	2	0	0	0	1	0	0	2	2	1.00
25	Barrett, Dillon J	6	2	0	0	0	1	0	0	1	1	0.50
26	Sharma, Anuj	3	3	1	0	0	2	0	0	0*	0	0.00
27	Perkins, Matthew J	1	1	0	0	0	1	0	0	0	0	0.00
28	Sinha, Harsh	1	1	0	0	0	1	0	0	0	0	0.00





# 6th XI BOWLING PERFORMANCES

	Player	MAT	O	M	R	W	5Wi	10Wm	BBI	AVE.	STR.	ECN.
1	<b>Silva, Denith K</b>	<b>18</b>	<b>139.5</b>	<b>29</b>	<b>391</b>	<b>34</b>	<b>1</b>	<b>0</b>	<b>5/15</b>	<b>11.50</b>	<b>24.68</b>	<b>2.80</b>
2	Nandury, Subramanyam	14	73.4	10	230	18	1	0	6/28	12.78	24.56	3.12
3	Sinha, Sanjeev	18	116	23	356	17	0	0	4/7	20.94	40.94	3.07
4	Steward, Anthony J	14	81	19	194	12	0	0	3/12	16.17	40.50	2.40
5	Reddy, Mahendra	6	33.5	6	97	11	0	0	4/18	8.82	18.45	2.87
6	Putsakayala, Mehar V	7	39	6	134	10	0	0	4/15	13.40	23.40	3.44
7	Talwar, Tarun	18	52	4	181	8	0	0	2/10	22.63	39.00	3.48
8	Murphy, Jack T	2	8.1	0	35	6	0	0	3/13	5.83	8.17	4.29
9	Arora, Gaurav	16	29.1	5	71	5	0	0	3/12	14.20	35.00	2.43
10	Hatangala, Cheranga	7	15	4	69	4	0	0	4/9	17.25	22.50	4.60
11	Barrett, Dillon J	6	21	2	94	3	0	0	2/27	31.33	42.00	4.48
12	Bestha, Ramesh	16	36.2	1	185	3	0	0	1/24	61.67	72.67	5.09
13	Thakur, Ashish	16	26	4	70	2	0	0	1/10	35.00	78.00	2.69
14	Khan, Imad	11	2	0	3	1	0	0	1/3	3.00	12.00	1.50
15	Eicher, Simon	1	9	2	23	1	0	0	1/23	23.00	54.00	2.56
16	Kennedy, Lachlan	2	9	1	48	1	0	0	1/24	48.00	54.00	5.33
17	Singh, Ankit	9	1	0	3	0	0	0	0/3	NA	NA	3.00
18	Sharma, Anuj	3	8.4	1	41	0	0	0	0/9	NA	NA	4.73



# 7th XI BATTING PERFORMANCES

	Player	MAT	INN	NO	100s	50s	0s	4s	6s	HS	RUNS	AVE
<u>1</u>	<u>Aldridge, Rod</u>	<u>16</u>	<u>17</u>	<u>3</u>	<u>0</u>	<u>3</u>	<u>1</u>	<u>44</u>	<u>0</u>	<u>80*</u>	<u>448</u>	<u>32.00</u>
2	Newing, Shaun	15	14	2	0	1	0	35	0	68	324	27.00
3	Sadler, John	10	11	3	0	1	1	25	0	53	255	31.88
4	Holt, Peter T	16	12	1	0	1	2	18	1	54	150	13.64
5	Van Gerrevink, Aden	18	14	2	0	1	3	7	0	58	146	12.17
6	Newing, Freddie	15	14	1	0	0	4	9	0	35	125	9.62
7	Godbole, Siddhant	1	1	1	1	0	0	8	7	107*	107	NA
8	Aldridge, William	16	16	2	0	0	0	5	0	25	105	7.50
9	Paevere, Ari	10	9	2	0	0	2	2	0	33	84	12.00
10	Ryan, Mark	16	13	5	0	0	0	8	1	35	83	10.38
11	Watson, Joseph	7	8	2	0	0	1	8	0	20	62	10.33
12	Shepherd, Darcy	1	1	1	0	0	0	4	0	45*	45	NA
13	Pemmaraju, Piyush P	4	3	0	0	0	0	2	0	24	44	14.67
14	Sinclair, Paul G	1	1	1	0	0	0	6	0	39*	39	NA
15	Corrigan, John R	2	2	1	0	0	0	0	0	22*	25	25.00
16	Boyle, Daniel	3	2	1	0	0	0	1	0	15	22	22.00
17	Bush, Vincent	4	4	1	0	0	1	1	0	9	17	5.67
18	McKenzie, Lewis	1	1	0	0	0	0	2	0	15	15	15.00
19	Murphy, Vincent	1	1	0	0	0	0	0	0	13	13	13.00
20	Boyle, Finn	5	2	2	0	0	0	0	0	12*	12	NA
21	Newing, Gus	10	4	0	0	0	1	0	0	9	11	2.75
22	Ryan, Jack	1	1	0	0	0	0	0	0	9	9	9.00
23	Gautam, Manas S	1	1	1	0	0	0	0	0	9*	9	NA
24	McLeod, Roger D	3	2	0	0	0	0	0	0	6	8	4.00
25	Chapman, Albert	1	1	0	0	0	0	0	0	8	8	8.00
26	Khan, Imad	1	1	0	0	0	0	0	0	4	4	4.00
27	Hopcraft, Lachlan	16	6	3	0	0	3	0	0	3*	3	1.00
28	Paglianiti-Roberts, Tristan	1	1	0	0	0	0	0	0	2	2	2.00
29	Grist, Peter	1	1	0	0	0	0	0	0	2	2	2.00
30	Shepherd, Daniel	1	1	0	0	0	0	0	0	1	1	1.00
31	Kapoor, Rajit	1	1	0	0	0	0	0	0	1	1	1.00
32	Warmington, Jarrod	1	1	0	0	0	1	0	0	0	0	0.00
33	Mackay, Chris K	1	1	0	0	0	1	0	0	0	0	0.00
34	Farnell, James	3	1	0	0	0	1	0	0	0	0	0.00
35	Leury, Thomas J	1	1	0	0	0	1	0	0	0	0	0.00
36	McLeod, Jack	1	1	0	0	0	1	0	0	0	0	0.00
37	Stonehouse, Maz	1	1	0	0	0	1	0	0	0	0	0.00



# 7th XI BOWLING PERFORMANCES

	Player	MAT	O	M	R	W	5Wi	10Wm	BBI	AVE.	STR.	ECN.
1	<b><u>Newing, Freddie</u></b>	<b><u>15</u></b>	<b><u>115</u></b>	<b><u>35</u></b>	<b><u>344</u></b>	<b><u>32</u></b>	<b><u>1</u></b>	<b><u>0</u></b>	<b><u>5/0</u></b>	<b><u>10.75</u></b>	<b><u>21.56</u></b>	<b><u>2.99</u></b>
2	Hopcraft, Lachlan	16	78.4	16	269	20	0	0	4/1	13.45	23.60	3.42
3	Ryan, Mark	16	76	11	285	13	0	0	3/12	21.92	35.08	3.75
4	Watson, Joseph	7	41	4	145	8	0	0	4/30	18.13	30.75	3.54
5	Paevere, Ari	10	62	4	272	7	0	0	2/54	38.86	53.14	4.39
6	Boyle, Finn	5	20	2	84	6	0	0	2/12	14.00	20.00	4.20
7	Van Gerrevink, Aden	18	62	5	273	6	0	0	2/14	45.50	62.00	4.40
8	Pemmaraju, Piyush P	4	23	6	29	5	0	0	3/9	5.80	27.60	1.26
9	McLeod, Roger D	3	6	2	27	4	0	0	4/4	6.75	9.00	4.50
10	Bush, Vincent	4	11	1	47	3	0	0	2/18	15.67	22.00	4.27
11	Sadler, John	10	18	3	55	3	0	0	1/7	18.33	36.00	3.06
12	Newing, Gus	10	16	1	71	3	0	0	2/5	23.67	32.00	4.44
13	Murphy, Vincent	1	2.2	0	6	2	0	0	2/6	3.00	7.00	2.57
14	Pizzey, Eamon E	1	6	3	13	2	0	0	2/13	6.50	18.00	2.17
15	Sinclair, Paul G	1	9	0	30	2	0	0	2/30	15.00	27.00	3.33
16	Aldridge, Rod	16	35	5	136	2	0	0	1/17	68.00	105.00	3.89
17	Ryan, Jay	2	6	1	10	1	0	0	1/10	10.00	36.00	1.67
18	McKenzie, Lewis	1	5	0	22	1	0	0	1/22	22.00	30.00	4.40
19	Grist, Peter	1	4	0	25	1	0	0	1/25	25.00	24.00	6.25
20	Farnell, James	3	2	0	25	1	0	0	1/13	25.00	12.00	12.50
21	Watson, Matthew	1	2	1	4	0	0	0	0/4	NA	NA	2.00
22	Kapoor, Rajit	1	9	5	13	0	0	0	0/13	NA	NA	1.44
23	Aldridge, William	16	3	1	15	0	0	0	0/2	NA	NA	5.00
24	Warmington, Jarrod	1	8	1	17	0	0	0	0/17	NA	NA	2.13
25	Shepherd, Darcy	1	9	2	38	0	0	0	0/38	NA	NA	4.22



# WOMEN'S T20(1) BATTING PERFORMANCES

	Player	MAT	INN	NO	100s	50s	0s	4s	6s	HS	RUNS	AVE
<u>1</u>	<u>Offer, Kiera</u>	<u>12</u>	<u>12</u>	<u>9</u>	<u>0</u>	<u>4</u>	<u>0</u>	<u>51</u>	<u>15</u>	<u>88*</u>	<u>409</u>	<u>136.33</u>
2	Stonehouse, Maz	13	13	5	0	2	1	53	6	62	341	42.63
3	Kuhaupt, Emilie	11	11	4	0	1	0	33	5	64*	256	36.57
4	Dillon, Jessi	9	9	5	0	0	0	16	3	32*	121	30.25
5	Ncube, Nicky	7	7	4	0	0	1	12	1	25*	93	31.00
6	Caldecott, Eliza	11	10	7	0	0	1	10	0	20*	81	27.00
7	Jones, Dayle	11	10	4	0	0	2	6	0	26*	61	10.17
8	Boyle, Ciara	10	10	5	0	0	1	2	0	9*	40	8.00
9	Dibben, Millie	1	1	1	0	0	0	3	1	25*	25	NA
10	Taranto, Lindsey	2	2	2	0	0	0	3	0	14*	19	NA
11	Vincent, Wendy	1	1	1	0	0	0	2	0	17*	17	NA
12	Freer, Georgia	2	2	2	0	0	0	0	0	10*	14	NA
13	Newing, Sophie	4	4	0	0	0	0	0	0	4	11	2.75
15	Parris, Kirsten	3	3	1	0	0	0	0	0	3*	7	3.50
16	Pole, Shelly	1	1	0	0	0	0	1	0	7	7	7.00
17	Walker, Ceitlin	1	1	0	0	0	0	0	0	2	2	2.00
18	Srinivasan, Poongothai	1	0	0	0	0	0	0	0	0*	0	NA
19	Watson, Alana	2	1	0	0	0	1	0	0	0	0	0.00

# WOMEN'S T20(1) BOWLING PERFORMANCES

	Player	MAT	O	M	R	W	5Wi	BBI	AVE.	STR.	ECN.
<u>1</u>	<u>Stonehouse, Maz</u>	<u>13</u>	<u>42.5</u>	<u>0</u>	<u>15</u>	<u>245</u>	<u>0</u>	<u>3/27</u>	<u>16.33</u>	<u>17.00</u>	<u>5.76</u>
2	Caldecott, Eliza	11	35	1	9	215	0	3/6	23.89	23.33	6.14
3	Kuhaupt, Emilie	11	31	0	6	171	0	2/13	28.50	31.00	5.52
4	Offer, Kiera	12	37	1	5	200	0	2/19	40.00	44.40	5.41
5	Ncube, Nicky	7	27	0	4	131	0	2/26	32.75	40.50	4.85
6	Dillon, Jessi	9	22	0	2	162	0	2/17	81.00	66.00	7.36
7	Freer, Georgia	2	5	0	2	34	0	2/10	17.00	15.00	6.80
8	Newing, Sophie	4	9	0	1	85	0	1/18	NA	54.00	9.44
10	Dibben, Millie	1	3	0	1	33	0	1/33	33.00	18.00	11.00
11	Taranto, Lindsey	2	4	0	1	46	0	1/38	46.00	24.00	11.50
12	Walker, Ceitlin	1	2	0	1	14	0	1/14	14.00	12.00	7.00
13	Jones, Dayle	11	18	0	0	160	0	0/8	NA	NA	8.89
14	Parris, Kirsten	3	4	0	0	27	0	0/8	NA	NA	6.75
15	Srinivasan, Poongothai	1	2	0	0	20	0	0/20	NA	NA	10.00
16	Pole, Shelly	1	3	0	0	10	0	0/10	NA	NA	3.33
17	Watson, Alana	2	6	0	0	32	0	0/11	NA	NA	5.33
18	Vincent, Wendy	1	2	0	0	14	0	0/14	NA	NA	7.00





# WOMEN'S T20(2) BATTING PERFORMANCES

	Player	MAT	INN	NO	100s	50s	0s	4s	6s	HS	RUNS	AVE
1	Connelly, Georgina	11	10	4	0	1	0	29	0	53	239	39.83
<b>2</b>	<b><u>Ncube, Nicky</u></b>	<b><u>6</u></b>	<b><u>6</u></b>	<b><u>3</u></b>	<b><u>0</u></b>	<b><u>0</u></b>	<b><u>0</u></b>	<b><u>18</u></b>	<b><u>1</u></b>	<b><u>41*</u></b>	<b><u>139</u></b>	<b><u>46.33</u></b>
3	Freer, Georgia	11	11	5	0	0	1	13	0	33*	114	19.00
4	Guiney, Johanna	12	12	3	0	0	2	2	0	25	77	8.56
5	Coulson Wiegard, Amelie	7	7	3	0	0	1	12	1	28*	85	21.25
6	Guiney, Sarah	8	8	2	0	0	0	2	0	8	39	6.50
7	Ranjan, Aadya	6	6	2	0	0	1	2	0	18	38	9.50
8	Kuhaupt, Emilie	1	1	1	0	0	0	3	2	30*	30	NA
9	Offer, Keira	1	1	1	0	0	0	6	0	27*	27	NA
10	Coulson, Mandy	8	8	1	0	0	0	0	0	8	32	4.57
11	Newing, Sophie	4	4	2	0	0	0	1	0	11*	30	15.00
12	Gregory, Mollie-Anne	1	1	1	0	0	0	3	0	23*	23	NA
13	Parris, Kirsten	3	3	0	0	0	1	1	0	11	22	7.33
14	Srinivasan, Poongothai	7	7	0	0	0	3	0	0	7	17	2.43
15	Caldecott, Eliza	2	2	0	0	0	0	2	0	10	17	8.50
16	Pole, Shelly	1	1	0	0	0	0	1	0	5	5	5.00
17	White, Anne	3	1	0	0	0	0	0	0	5	5	5.00
18	Gregory, Jackie	1	1	1	0	0	0	0	0	3*	3	NA
19	Njuguna, Abigail	1	1	0	0	0	0	0	0	1	1	1.00
20	Jones, Dayle	1	1	0	0	0	1	0	0	0	0	0.00
21	Ranjan, Neelam	1	1	0	0	0	1	0	0	0	0	0.00

# WOMEN'S T20(2) BOWLING PERFORMANCES

	Player	MAT	O	M	W	R	5Wi	BBI	AVE.	STR.	ECN.
1	Connelly, Georgina	11	33	3	10	127	0	2/3	12.70	19.80	3.85
<b>2</b>	<b><u>Coulson Wiegard, Amelie</u></b>	<b><u>7</u></b>	<b><u>22</u></b>	<b><u>1</u></b>	<b><u>9</u></b>	<b><u>80</u></b>	<b><u>0</u></b>	<b><u>3/8</u></b>	<b><u>8.89</u></b>	<b><u>14.67</u></b>	<b><u>3.64</u></b>
3	Freer, Georgia	11	31	0	7	191	0	2/41	27.29	26.57	6.16
4	Guiney, Sarah	8	15	0	6	82	0	2/5	13.67	15.00	5.47
5	Ranjan, Aadya	6	17	0	6	117	0	3/15	19.50	17.00	6.88
6	Caldecott, Eliza	2	8	0	3	32	0	2/9	10.67	16.00	4.00
7	Guiney, Jo	9	21	0	3	172	0	1/10	57.33	42.00	8.19
8	Ncube, Nicky	6	18	0	3	82	0	2/13	27.33	36.00	4.56
9	Srinivasan, Poongothai	7	14	0	3	84	0	1/4	28.00	28.00	6.00
10	Jones, Dayle	1	2	0	1	8	0	1/8	8.00	12.00	4.00
11	Offer, Keira	1	2	0	1	10	0	1/10	10.00	12.00	5.00
12	White, Anne	3	9	0	1	49	0	1/25	49.00	54.00	5.44
13	Coulson, Mandy	8	18	0	0	107	0	0/6	NA	NA	5.94
14	Gregory, Jackie	1	2	0	0	16	0	0/16	NA	NA	8.00
15	Gregory, Mollie Anne	1	2	0	0	11	0	0/11	NA	NA	5.50
16	Kuhaupt, Emilie	1	2	0	0	7	0	0/7	NA	NA	3.50
17	Newing, Sophie	2	3	0	0	22	0	0/6	NA	NA	7.33
18	Njuguna, Abigail	1	2	0	0	19	0	0/19	NA	NA	9.50
19	Parris, Kirsten	2	5	0	0	39	0	0/17	NA	NA	7.80
20	Ranjan, Neelam	1	2	0	0	13	0	0/13	NA	NA	6.50



# UNDER 16(1) BATTING PERFORMANCES

	Player	MAT	INN	NO	100s	50s	0s	HS	RUNS	AVE
1	Grist, Louis	9	8	1	0	1	0	63	230	32.86
2	Nguyen, Nam	5	5	3	0	1	1	64*	139	69.50
3	Diamond, Thomas	9	6	0	0	0	0	32	136	22.67
<b>4</b>	<b><u>Banova, Gabriel D</u></b>	<b><u>8</u></b>	<b><u>6</u></b>	<b><u>3</u></b>	<b><u>0</u></b>	<b><u>1</u></b>	<b><u>0</u></b>	<b><u>53*</u></b>	<b><u>124</u></b>	<b><u>41.33</u></b>
5	Paevere, Ari	9	7	4	0	1	1	50*	121	40.33
6	Leury, Thomas J	9	7	1	0	1	1	55*	102	17.00
7	Aldridge, William	9	7	1	0	0	1	30	86	14.33
8	Sadler, Ben	8	5	2	0	0	0	39	64	21.33
9	Drysdale, Angus	9	7	0	0	0	1	22	56	8.00
10	Seidler, Riley	9	5	1	0	0	1	8	12	3.00
11	Pemmaraju, Piyush P	3	2	1	0	0	0	8*	12	12.00
12	Johnston, Hugh	8	4	3	0	0	1	6*	8	8.00
13	Oborne, Hamish	7	2	1	0	0	1	0*	0	0.00

# UNDER 16(1) BOWLING PERFORMANCES

	Player	MAT	O	M	R	W	5Wi	BBI	AVE.	STR.	ECN.
1	Drysdale, Angus	9	28	1	126	7	0	3/24	18.00	24.00	4.50
2	Grist, Louis	9	42	1	238	6	0	2/25	39.67	42.00	5.67
<b>3</b>	<b><u>Paevere, Ari</u></b>	<b><u>9</u></b>	<b><u>15</u></b>	<b><u>1</u></b>	<b><u>75</u></b>	<b><u>5</u></b>	<b><u>0</u></b>	<b><u>3/30</u></b>	<b><u>15.00</u></b>	<b><u>18.00</u></b>	<b><u>5.00</u></b>
4	Seidler, Riley	9	23	0	85	5	0	2/29	17.00	27.60	3.70
5	Diamond, Thomas	9	31	0	143	4	0	3/43	35.75	46.50	4.61
6	Oborne, Hamish	7	7	0	38	3	0	2/11	12.67	14.00	5.43
7	Pemmaraju, Piyush P	3	23	0	90	3	0	1/22	30.00	46.00	3.91
8	Banova, Gabriel D	8	34	2	138	3	0	2/11	46.00	68.00	4.06
9	Johnston, Hugh	8	21	0	140	3	0	2/12	46.67	42.00	6.67
10	Nguyen, Nam	5	8.3	1	41	1	0	1/3	41.00	51.00	4.82
11	Aldridge, William	9	6	0	70	1	0	1/16	70.00	36.00	11.67
12	Sadler, Ben	8	17	0	80	0	0	0/9	NA	NA	4.71



# UNDER 15 GIRLS BATTING PERFORMANCES

	Player	MAT	INN	NO	100s	50s	0s	HS	RUNS	AVE
1	<b><u>Coulson Wiegard, Amelie</u></b>	<b><u>9</u></b>	<b><u>8</u></b>	<b><u>3</u></b>	<b><u>0</u></b>	<b><u>0</u></b>	<b><u>0</u></b>	<b><u>26*</u></b>	<b><u>121</u></b>	<b><u>24.20</u></b>
2	Johnston, Chloe	9	8	2	0	0	0	19	52	8.67
3	Read, Louisa	10	9	4	0	0	0	10*	44	8.80
4	Ranjan, Aadya	9	8	3	0	0	1	7*	35	7.00
5	Chandler, Finn	10	9	2	0	0	2	11*	30	4.29
6	White, Anne	10	9	2	0	0	1	8*	19	2.71
7	Melven, Zara	8	7	1	0	0	1	3*	11	1.83
8	SV, Sanjana	4	3	2	0	0	0	5	7	7.00
9	Perfect, Persephone	6	6	2	0	0	3	3	3	0.75

# UNDER 15 GIRLS BOWLING PERFORMANCES

	Player	MAT	O	M	R	W	5Wi	BBI	AVE.	STR.	ECN.
1	<b><u>Coulson Wiegard, Amelie</u></b>	<b><u>9</u></b>	<b><u>14</u></b>	<b><u>1</u></b>	<b><u>35</u></b>	<b><u>4</u></b>	<b><u>0</u></b>	<b><u>1/1</u></b>	<b><u>8.75</u></b>	<b><u>21.00</u></b>	<b><u>2.50</u></b>
2	Perfect, Persephone	6	13	0	72	3	0	1/6	24.00	26.00	5.54
3	Chandler, Finn	10	18	0	65	2	0	1/5	32.50	54.00	3.61
4	Johnston, Chloe	9	15	0	85	2	0	1/10	42.50	45.00	5.67
5	SV, Sanjana	4	6	1	24	1	0	1/8	24.00	36.00	4.00
6	White, Anne	10	14	0	71	1	0	1/18	71.00	84.00	5.07
7	Melven, Zara	8	12	9	73	1	0	1/20	73.00	72.00	6.08
8	Read, Louisa	10	22	0	89	1	0	1/7	89.00	132.00	4.05
9	Ranjan, Aadya	9	14	1	67	0	0	0/8	NA	NA	4.79





# UNDER 14A BATTING PERFORMANCES

	Player	MAT	INN	NO	100s	50s	0s	HS	RUNS	AVE
<b>1</b>	<b><u>Pemmaraju, Piyush P</u></b>	<b><u>11</u></b>	<b><u>11</u></b>	<b><u>4</u></b>	<b><u>0</u></b>	<b><u>0</u></b>	<b><u>1</u></b>	<b><u>47</u></b>	<b><u>246</u></b>	<b><u>35.14</u></b>
2	Farrell, Tem	10	9	2	0	2	0	61	202	28.86
3	Pearce, Hamish	11	10	5	0	1	1	53*	164	32.80
4	Gorman-Andrews, Ignatius	11	11	2	0	0	1	46	148	16.44
5	Shepherd, Daniel	8	7	2	0	0	0	33*	120	24.00
6	Martin, Zachary	11	9	3	0	0	1	27	108	18.00
7	Raut, Honey	11	9	4	0	0	1	22	93	18.60
8	Van Heer, Declan	11	9	3	0	0	0	10*	48	8.00
9	Jampala, Gokul Sai	8	8	3	0	0	2	20	47	9.40
10	Jacobs, Emile	11	10	3	0	0	5	23*	37	5.29
11	Bush, Henry	9	8	5	0	0	1	6*	20	6.67
12	Carson, William	11	10	0	0	0	7	2	4	0.40
13	Barr, Charlie	1	1	0	0	0	0	3	3	3.00
14	Welch, Oscar	1	1	0	0	0	0	1	1	1.00

# UNDER 14A BOWLING PERFORMANCES

	Player	MAT	O	M	R	W	5Wi	BBI	AVE.	STR.	ECN.
1	Pearce, Hamish	11	48.3	12	132	15	0	3/9	8.80	19.40	2.72
<b>2</b>	<b><u>Pemmaraju, Piyush P</u></b>	<b><u>11</u></b>	<b><u>49.2</u></b>	<b><u>13</u></b>	<b><u>115</u></b>	<b><u>14</u></b>	<b><u>0</u></b>	<b><u>4/1</u></b>	<b><u>8.21</u></b>	<b><u>21.14</u></b>	<b><u>2.33</u></b>
3	Farrell, Tem	10	32	3	147	7	0	2/16	21.00	27.43	4.59
4	Van Heer, Declan	11	23	0	157	7	0	2/14	22.43	19.71	6.83
5	Carson, William	11	19	0	174	6	0	1/9	29.00	19.00	9.16
6	Martin, Zachary	11	27	4	96	5	0	2/19	19.20	32.40	3.56
7	Jacobs, Emile	11	20	0	114	5	0	2/24	22.80	24.00	5.70
8	Gorman-Andrews, Ignatius	11	31.4	4	147	5	0	2/24	29.40	38.00	4.64
9	Jampala, Gokul Sai	8	23	0	117	3	0	3/7	39.00	46.00	5.09
10	Raut, Honey	11	22	1	118	3	0	1/7	39.33	44.00	5.36
11	Shepherd, Daniel	8	3	0	10	1	0	1/4	10.00	18.00	3.33
12	Bush, Henry	9	17.3	1	90	1	0	1/14	90.00	105.00	5.14
13	Barr, Charlie	1	1	0	9	0	0	0/9	NA	NA	9.00
14	Welch, Oscar	1	1	0	13	0	0	0/13	NA	NA	13.00





## UNDER 14(1) BATTING PERFORMANCES

	Player	MAT	INN	NO	100s	50s	0s	HS	RUNS	AVE
1	Newing, Freddie	10	9	6	0	2	0	52*	244	81.33
<b>2</b>	<b><u>Sriram, Akshith</u></b>	<b><u>10</u></b>	<b><u>8</u></b>	<b><u>8</u></b>	<b><u>0</u></b>	<b><u>2</u></b>	<b><u>0</u></b>	<b><u>51*</u></b>	<b><u>230</u></b>	<b><u>NA</u></b>
3	Boyle, Daniel	10	10	5	0	3	0	53*	217	43.40
4	Watson, Joseph	10	10	0	0	1	1	56	215	21.50
5	Almond, Hugh	10	8	3	0	0	0	42	168	33.60
6	Boyle, Finn	10	9	4	0	1	1	50*	133	26.60
7	Pearce, Hamish	8	7	4	0	0	0	47	128	42.67
8	Pemmaraju, Piyush P	7	6	5	0	0	0	42	111	111.00
9	Gorman-Andrews, Ignatius	10	8	4	0	1	0	51*	105	26.25
10	Raymond, George	9	8	3	0	0	2	24	81	16.20
11	Houghton, Lachlan	6	4	3	0	1	0	52*	65	65.00
12	Welch, Oscar	9	6	2	0	0	1	22*	46	11.50
13	Glynn, Frederick	10	6	1	0	0	0	17	43	8.60
14	Ollquist, Storm R	1	1	0	0	0	1	0	0	0.00

## UNDER 14(1) BOWLING PERFORMANCES

	Player	MAT	O	M	R	W	5Wi	BBI	AVE.	STR.	ECN.
<b>1</b>	<b><u>Pemmaraju, Piyush P</u></b>	<b><u>7</u></b>	<b><u>29.3</u></b>	<b><u>10</u></b>	<b><u>65</u></b>	<b><u>13</u></b>	<b><u>0</u></b>	<b><u>4/12</u></b>	<b><u>5.00</u></b>	<b><u>13.62</u></b>	<b><u>2.20</u></b>
2	Sriram, Akshith	10	36	8	122	9	0	3/11	13.56	24.00	3.39
3	Boyle, Finn	10	25	2	126	8	0	2/4	15.75	18.75	5.04
4	Watson, Joseph	10	25	2	84	6	0	2/8	14.00	25.00	3.36
5	Raymond, George	9	22.4	1	87	6	0	2/2	14.50	22.67	3.84
6	Almond, Hugh	10	28	5	88	5	0	2/10	17.60	33.60	3.14
7	Newing, Freddie	10	27	3	98	5	0	2/8	19.60	32.40	3.63
8	Gorman-Andrews, Ignatius	10	22	2	81	4	0	1/5	20.25	33.00	3.68
9	Pearce, Hamish	8	28.1	7	73	3	0	1/0	24.33	56.33	2.59
10	Pearce, Archie	1	2	0	6	1	0	1/6	6.00	12.00	3.00
11	Houghton, Lachlan	6	5	0	42	1	0	1/1	42.00	30.00	8.40
12	Boyle, Daniel	10	2	0	6	0	0	0/6	NA	NA	3.00
13	Newing, Gus	1	2	0	6	0	0	0/6	NA	NA	3.00
14	Aldridge, Joshua	1	1	0	9	0	0	0/9	NA	NA	9.00
15	Ollquist, Storm R	1	2	0	17	0	0	0/17	NA	NA	8.50
16	Welch, Oscar	9	5	0	30	0	0	0/15	NA	NA	6.00
17	Glynn, Frederick	10	8	0	52	0	0	0/10	NA	NA	6.50



The Friday Under 14(1) team. They were undefeated and awarded a joint premiership.

## UNDER 14(2) BATTING PERFORMANCES

	Player	MAT	INN	NO	100s	50s	0s	HS	RUNS	AVE
<u>1</u>	<u>Ryan, Jay</u>	<u>9</u>	<u>8</u>	<u>6</u>	<u>0</u>	<u>0</u>	<u>0</u>	<u>34</u>	<u>107</u>	<u>53.50</u>
2	Adamson, Tyla	9	10	3	0	0	1	19	91	13.00
3	Allman, Liam	9	10	4	0	0	1	24*	81	13.50
4	Turnbull, Aidan	9	8	3	0	0	1	31	66	13.20
5	Bush, Vincent	3	3	2	0	1	1	50*	66	66.00
6	O'Sullivan, Sean T	9	9	3	0	0	1	23	63	10.50
7	Kim-Anderson, En	9	8	4	0	0	2	11*	46	11.50
8	Cornelius, Leo	9	10	3	0	0	3	17	42	6.00
9	Steindl, Robbie	9	8	1	0	0	1	11	32	4.57
10	Newing, Gus	2	3	2	0	0	1	9*	18	18.00
11	Harrington, Oisin	8	6	1	0	0	2	6	12	2.40
12	Aldridge, Joshua	2	1	1	0	0	0	8*	8	NA
13	Dyer, Lachlan	9	9	2	0	0	4	3	7	1.00
14	Kaloudiotis, Theo	7	5	1	0	0	2	4*	6	1.50

## UNDER 14(2) BOWLING PERFORMANCES

	Player	MAT	O	M	R	W	5Wi	BBI	AVE.	STR.	ECN.
1	Adamson, Tyla	9	31	1	197	10	0	4/24	19.70	18.60	6.35
<u>2</u>	<u>Ryan, Jay</u>	<u>9</u>	<u>30</u>	<u>2</u>	<u>100</u>	<u>8</u>	<u>0</u>	<u>2/5</u>	<u>12.50</u>	<u>22.50</u>	<u>3.33</u>
3	Steindl, Robbie	9	28	0	171	8	0	2/17	21.38	21.00	6.11
4	Allman, Liam	9	31	0	208	7	0	4/18	29.71	26.57	6.71
5	Turnbull, Aidan	9	27	0	195	6	0	3/15	32.50	27.00	7.22
6	Kaloudiotis, Theo	7	20	0	180	4	0	2/16	45.00	30.00	9.00
7	Newing, Gus	2	7	0	40	2	0	1/11	20.00	21.00	5.71
8	Harrington, Oisin	8	20	0	138	2	0	1/11	69.00	60.00	6.90
9	Kim-Anderson, En	9	23	1	147	2	0	1/16	73.50	69.00	6.39
10	Dyer, Lachlan	9	25	0	202	2	0	2/17	101.00	75.00	8.08
11	Aldridge, Joshua	2	4	0	20	1	0	1/10	20.00	24.00	5.00
12	Bush, Vincent	3	10	2	34	1	0	1/24	34.00	60.00	3.40
13	Cornelius, Leo	9	14	0	119	1	0	1/23	119.00	84.00	8.50
14	O'Sullivan, Sean T	9	25	1	147	1	0	1/18	147.00	150.00	5.88



## UNDER 13(1) GIRLS BATTING PERFORMANCES

	Player	MAT	INN	NO	100s	50s	0s	HS	RUNS	AVE
1	<b><u>Brown, Harriett M</u></b>	<b><u>10</u></b>	<b><u>9</u></b>	<b><u>9</u></b>	<b><u>0</u></b>	<b><u>0</u></b>	<b><u>0</u></b>	<b><u>35*</u></b>	<b><u>130</u></b>	<b><u>NA</u></b>
2	Brown, Alexandra	10	9	7	0	0	0	14*	59	29.50
3	Harada, Anouk	10	8	6	0	0	0	13*	48	24.00
4	Paterson, Ann	10	10	8	0	0	0	7*	29	14.50
5	Pearce, Ava	10	9	8	0	0	0	8*	21	21.00
6	Van Dyke-Goodman, Cali	10	3	2	0	0	0	6*	12	12.00
7	Boyle, Matilda	6	4	4	0	0	0	5*	10	NA
8	Pearce, Poppy	9	9	7	0	0	1	7*	10	5.00
9	Paterson, Lee	10	10	10	0	0	0	2*	10	NA
10	jain, Shreya	8	2	2	0	0	0	3*	4	NA

## UNDER 13(1) GIRLS BOWLING PERFORMANCES

	Player	MAT	O	M	R	W	5Wi	BBI	AVE.	STR.	ECN.
1	Paterson, Ann	10	31	0	182	8	0	2/15	22.75	23.25	5.87
2	<b><u>Paterson, Lee</u></b>	<b><u>10</u></b>	<b><u>27</u></b>	<b><u>0</u></b>	<b><u>133</u></b>	<b><u>7</u></b>	<b><u>0</u></b>	<b><u>2/20</u></b>	<b><u>19.00</u></b>	<b><u>23.14</u></b>	<b><u>4.93</u></b>
3	<b><u>Brown, Harriett M</u></b>	<b><u>10</u></b>	<b><u>25</u></b>	<b><u>0</u></b>	<b><u>133</u></b>	<b><u>7</u></b>	<b><u>0</u></b>	<b><u>3/30</u></b>	<b><u>19.00</u></b>	<b><u>21.43</u></b>	<b><u>5.32</u></b>
4	Pearce, Poppy	9	22	1	86	6	0	2/7	14.33	22.00	3.91
5	Pearce, Ava	10	24	0	116	4	0	2/23	29.00	36.00	4.83
6	Harada, Anouk	10	20	0	150	4	0	1/12	37.50	30.00	7.50
7	Boyle, Matilda	6	10	0	43	3	0	2/17	14.33	20.00	4.30
8	jain, Shreya	8	4	0	35	1	0	1/23	35.00	24.00	8.75
9	Brown, Alexandra	10	22	1	126	1	0	1/1	126.00	132.00	5.73
10	Van Dyke-Goodman, Cali	10	6	0	58	0	0	0/8	NA	NA	9.67





# UNDER 12A BATTING PERFORMANCES

	Player	MAT	INN	NO	100s	50s	0s	HS	RUNS	AVE
1	<b><u>Bush, Vincent</u></b>	<b><u>13</u></b>	<b><u>13</u></b>	<b><u>10</u></b>	<b><u>0</u></b>	<b><u>0</u></b>	<b><u>0</u></b>	<b><u>45*</u></b>	<b><u>310</u></b>	<b><u>103.33</u></b>
2	Di Clemente, Leo	14	14	7	0	1	1	52	256	36.57
3	Aldridge, Joshua	14	14	8	0	0	0	34*	183	30.50
4	Storrs, Billy	15	15	8	0	0	0	25*	174	24.86
5	McLeod, Jack	14	14	6	0	0	0	37*	160	20.00
6	Harris, Aiden	14	14	7	0	0	1	30*	141	20.14
7	Skate, Theodore	15	15	6	0	0	1	16	124	13.78
8	Newing, Gus	14	14	2	0	0	3	48*	123	10.25
9	Pearce, Archie	15	15	5	0	0	2	18*	111	11.10
10	Coulson Wiegard, Henry	15	15	5	0	0	2	25*	108	10.80
11	White, Joseph	14	14	3	0	0	3	14*	71	6.45
12	O'Sullivan, Sean T	4	4	1	0	0	0	21*	38	12.67

# UNDER 12A BOWLING PERFORMANCES

	Player	MAT	O	M	R	W	5Wi	BBI	AVE.	STR.	ECN.
1	<b><u>Bush, Vincent</u></b>	<b><u>13</u></b>	<b><u>37</u></b>	<b><u>14</u></b>	<b><u>66</u></b>	<b><u>15</u></b>	<b><u>0</u></b>	<b><u>3/0</u></b>	<b><u>4.40</u></b>	<b><u>14.80</u></b>	<b><u>1.78</u></b>
2	Pearce, Archie	15	40	10	91	13	0	2/2	7.00	18.46	2.28
3	White, Joseph	14	34	5	99	9	0	3/7	11.00	22.67	2.91
4	Aldridge, Joshua	14	42	15	78	7	0	1/1	11.14	36.00	1.86
5	McLeod, Jack	14	34	2	102	7	0	3/7	14.57	29.14	3.00
6	Newing, Gus	14	37.1	4	112	7	0	2/18	16.00	31.86	3.01
7	Harris, Aiden	14	32	0	80	6	0	2/2	13.33	32.00	2.50
8	Storrs, Billy	15	37	5	113	6	0	3/3	18.83	37.00	3.05
9	Skate, Theodore	15	37	1	135	6	0	2/1	22.50	37.00	3.65
10	Di Clemente, Leo	14	34.2	3	81	4	0	1/0	20.25	51.50	2.36
11	O'Sullivan, Sean T	4	12	2	29	3	0	2/3	9.67	24.00	2.42
12	Coulson Wiegard, Henry	15	31	6	81	3	0	1/0	27.00	62.00	2.61



The Under 12A team finished runners up this season.



# UNDER 12C BATTING PERFORMANCES

	Player	MAT	INN	NO	100s	50s	0s	HS	RUNS	AVE
<u>1</u>	<u>Bhosle, Medhansh</u>	<u>12</u>	<u>12</u>	<u>5</u>	<u>0</u>	<u>0</u>	<u>2</u>	<u>45</u>	<u>194</u>	<u>27.71</u>
2	Sinha, Harsh	11	11	4	0	0	1	45*	193	27.57
3	Aldridge, Ben	11	11	2	0	0	1	14	63	7.00
4	Jhanwar, Harshul	8	8	3	0	0	1	12*	39	7.80
5	McArthur, Ben	1	1	1	0	0	0	34*	34	NA
6	Silcox, Isaac	10	10	2	0	0	1	10	28	3.50
7	Hirst, Lenny	10	10	4	0	0	1	5*	26	4.33
8	Jones-Lerdprakun, David	10	10	4	0	0	3	8*	24	4.00
9	Thakkar, Tanush	8	8	1	0	0	4	11*	18	2.57
10	Arya, Ishaan	7	7	2	0	0	4	6*	13	2.60
11	Young, Daniel	4	4	2	0	0	1	7*	11	5.50
12	Berryman, Ned	4	4	2	0	0	1	5	9	4.50
13	Kendell, Ned	1	1	0	0	0	0	4	4	4.00
14	Martin, Robert	9	9	0	0	0	7	1	2	0.22
15	Mornement, Alex	1	1	0	0	0	1	0	0	0.00

# UNDER 12C BOWLING PERFORMANCES

	Player	MAT	O	M	R	W	5Wi	BBI	AVE.	STR.	ECN.
1	Bhosle, Medhansh	12	37	1	118	8	0	3/19	14.75	27.75	3.19
2	Silcox, Isaac	10	26	1	103	8	0	3/10	12.88	19.50	3.96
3	Sinha, Harsh	11	36	2	104	7	0	2/7	14.86	30.86	2.89
<u>4</u>	<u>Thakkar, Tanush</u>	<u>8</u>	<u>27</u>	<u>1</u>	<u>59</u>	<u>7</u>	<u>0</u>	<u>2/18</u>	<u>8.43</u>	<u>23.14</u>	<u>2.19</u>
5	Aldridge, Ben	11	34	3	132	6	0	3/9	22.00	34.00	3.88
6	Jhanwar, Harshul	8	28	2	69	6	0	2/6	11.50	28.00	2.46
7	Jones-Lerdprakun, David	10	27	3	79	5	0	2/5	15.80	32.40	2.93
8	Young, Daniel	4	8	1	22	4	0	1/1	5.50	12.00	2.75
9	Hirst, Lenny	10	27	0	132	3	0	2/16	44.00	54.00	4.89
10	Martin, Robert	9	22	0	67	2	0	2/8	33.50	66.00	3.05
11	Arya, Ishaan	7	17	0	33	1	0	1/6	33.00	102.00	1.94
12	Berryman, Ned	4	9	0	53	1	0	1/16	53.00	54.00	5.89
13	McArthur, Ben	1	2	0	2	1	0	1/2	2.00	12.00	1.00
14	Kendell, Ned	1	2	0	13	0	0	0/13	NA	NA	6.50
15	Mornement, Alex	1	2	0	6	0	0	0/6	NA	NA	3.00



## UNDER 12(1) BATTING PERFORMANCES

	Player	MAT	INN	NO	100s	50s	0s	HS	RUNS	AVE
<u>1</u>	<u>Barr, Charlie</u>	<u>9</u>	<u>9</u>	<u>4</u>	<u>0</u>	<u>0</u>	<u>2</u>	<u>37*</u>	<u>115</u>	<u>23.00</u>
2	Mcarthur, Ben	10	10	2	0	0	2	25*	99	12.38
3	Young, Daniel	10	10	3	0	0	1	20	69	9.86
4	Berryman, Ned	6	6	3	0	0	1	25*	64	21.33
5	Pearce, Archie	4	4	3	0	0	0	36*	55	55.00
6	Aldridge, Joshua	2	2	1	0	0	0	39*	46	46.00
7	Simmonds, Billy	9	8	2	0	0	1	19	42	7.00
8	Grieve, James	7	7	1	0	0	2	15*	33	5.50
9	Sinha, Harsh	3	3	1	0	0	0	14*	29	14.50
10	Cooper, Alexander	9	8	2	0	0	3	7*	26	4.33
11	Duff, Amory	8	6	2	0	0	2	6*	15	3.75
12	Bush, Vincent	2	2	0	0	0	0	7	10	5.00
13	Berryman, Sam	6	6	1	0	0	5	9*	9	1.80
14	Goss, Dylan	10	10	2	0	0	3	2	8	1.00

## UNDER 12(1) BOWLING PERFORMANCES

	Player	MAT	O	M	R	W	5Wi	BBI	AVE.	STR.	ECN.
<u>1</u>	<u>Cooper, Alexander</u>	<u>9</u>	<u>22</u>	<u>1</u>	<u>113</u>	<u>8</u>	<u>0</u>	<u>2/19</u>	<u>14.13</u>	<u>16.50</u>	<u>5.14</u>
2	Young, Daniel	10	27	0	145	7	0	2/12	20.71	23.14	5.37
3	mcarthur, ben	10	27	0	202	6	0	1/11	33.67	27.00	7.48
4	Barr, Charlie	9	23	1	127	3	0	2/12	42.33	46.00	5.52
5	Aldridge, Joshua	2	4	1	7	2	0	2/7	3.50	12.00	1.75
6	Pearce, Archie	4	8	1	31	2	0	2/7	15.50	24.00	3.88
7	Sinha, Harsh	3	11	1	47	2	0	2/22	23.50	33.00	4.27
8	Duff, Amory	8	13	0	99	2	0	1/20	49.50	39.00	7.62
9	Berryman, Ned	6	19	0	111	2	0	1/4	55.50	57.00	5.84
10	Grieve, James	7	19	0	133	2	0	1/8	66.50	57.00	7.00
11	Goss, Dylan	10	24	0	172	2	0	1/13	86.00	72.00	7.17
12	Bush, Vincent	2	2	0	4	1	0	1/4	4.00	12.00	2.00
13	Berryman, Sam	6	15	0	96	1	0	1/11	96.00	90.00	6.40
14	Simmonds, Billy	9	14	2	92	0	0	0/0	NA	NA	6.57

# THE UNDER 10's





# **CRITERIA USED FOR BATTING AND BOWLING TROPHIES**

## **SENIOR BATTING - MINIMUM QUALIFICATIONS**

1. A Batsman must score over 200 runs in that Eleven.
2. A Batsman must have a minimum of 5 innings in that Eleven.

If no player achieves the 200 run target, then the trophy goes to the player with the next highest number of runs as long as qualification 2 is also met. If two players achieve the same number of runs and both have had at least 5 innings it will be decided on averages of those players.

## **SENIOR BOWLING - MINIMUM QUALIFICATIONS**

1. A Bowler must achieve 15 wickets in that Eleven
2. A Bowler must have bowled a minimum of 80 overs in that Eleven in two day comps, or 45 overs in one day comps.

If a bowler achieves both the above criteria above then he will qualify for the award. If two or more bowlers achieve 15 wickets and the minimum number of overs it will then be determined on averages.

If no bowler achieves 15 wickets then it goes to the bowler with the next highest number of wickets providing he has bowled more than 80 overs in that eleven. If two or more bowlers have the same number of wickets and bowled the minimum number of overs then it will be decided on averages.

If no bowler achieves the second criterion, this figure is reduced in blocks of ten until at least one player has qualified in that Eleven.

## **WOMEN AND JUNIOR BATTING AND BOWLING**

The Womens T20 and junior batting award for each grade is received by the player that has the best batting average out of the top three run scorers for the grade. The Womens T20 and junior bowling award for each grade is received by the player that has the best bowling average out of the top three wicket takers for the grade.

## **TOP JUNIOR WICKET TAKERS WITH 8 OR MORE WICKETS**

	<b>Player</b>	<b>MAT</b>	<b>O</b>	<b>M</b>	<b>R</b>	<b>W</b>	<b>5Wi</b>	<b>10Wm</b>	<b>BBI</b>	<b>AVE.</b>	<b>STR.</b>	<b>ECN.</b>
1	Pemmaraju, Piyush P	21	101.5	23	270	30	0	0	4/1	9.00	20.37	2.65
2	Pearce, Hamish	19	76.4	19	205	18	0	0	3/9	11.39	25.56	2.67
3	Bush, Vincent	18	49	16	104	17	0	0	3/0	6.12	17.29	2.12
4	Pearce, Archie	19	50	11	128	16	0	0	2/2	8.00	18.75	2.56
5	Young, Daniel	14	35	1	167	11	0	0	2/12	15.18	19.09	4.77
6	Aldridge, Joshua	18	51	16	114	10	0	0	2/7	11.40	30.60	2.24
7	Adamson, Tyla	9	31	1	197	10	0	0	4/24	19.70	18.60	6.35
8	White, Joseph	14	34	5	99	9	0	0	3/7	11.00	22.67	2.91
9	Sriram, Akshith	10	36	8	122	9	0	0	3/11	13.56	24.00	3.39
10	Sinha, Harsh	14	47	3	151	9	0	0	2/7	16.78	31.33	3.21
11	Newing, Gus	17	46.1	4	158	9	0	0	2/18	17.56	30.78	3.42
12	Gorman-Andrews, Ignatius	21	53.4	6	228	9	0	0	2/24	25.33	35.78	4.25
13	Ryan, Jay	9	30	2	100	8	0	0	2/5	12.50	22.50	3.33
14	Silcox, Isaac	10	26	1	103	8	0	0	3/10	12.88	19.50	3.96
15	Cooper, Alexander	9	22	1	113	8	0	0	2/19	14.13	16.50	5.14
16	Bhosle, Medhansh	12	37	1	118	8	0	0	3/19	14.75	27.75	3.19
17	Boyle, Finn	10	25	2	126	8	0	0	2/4	15.75	18.75	5.04
18	Steindl, Robbie	9	28	0	171	8	0	0	2/17	21.38	21.00	6.11
19	Paterson, Ann	10	31	0	182	8	0	0	2/15	22.75	23.25	5.87



## **TOP JUNIOR RUN SCORERS EXCEEDING 100 RUNS**

	<b>Player</b>	<b>MAT</b>	<b>INN</b>	<b>NO</b>	<b>100s</b>	<b>50s</b>	<b>0s</b>	<b>HS</b>	<b>RUNS</b>	<b>AVE</b>
1	Bush, Vincent	18	18	12	0	1	1	50*	386	64.33
2	Pemmaraju, Piyush P	21	19	10	0	0	1	47	369	41.00
3	Pearce, Hamish	19	17	9	0	1	1	53*	292	36.50
4	Di Clemente, Leo	14	14	7	0	1	1	52	256	36.57
5	Gorman-Andrews, Ignatius	21	19	6	0	1	1	51*	253	19.46
6	Newing, Freddie	10	9	6	0	2	0	52*	244	81.33
7	Aldridge, Joshua	18	17	10	0	0	0	39*	237	33.86
8	Sriram, Akshith	10	8	8	0	2	0	51*	230	NA
9	Grist, Louis	9	8	1	0	1	0	63	230	32.86
10	Sinha, Harsh	14	14	5	0	0	1	45*	222	24.67
11	Boyle, Daniel	10	10	5	0	3	0	53*	217	43.40
12	Watson, Joseph	10	10	0	0	1	1	56	215	21.50
13	Farrell, Tem	10	9	2	0	2	0	61	202	28.86
14	Bhosle, Medhansh	12	12	5	0	0	2	45	194	27.71
15	Storrs, Billy	15	15	8	0	0	0	25*	174	24.86
16	Almond, Hugh	10	8	3	0	0	0	42	168	33.60
17	Pearce, Archie	19	19	8	0	0	2	36*	166	15.09
18	McLeod, Jack	14	14	6	0	0	0	37*	160	20.00
19	Newing, Gus	17	17	4	0	0	4	48*	141	10.85
20	Harris, Aiden	14	14	7	0	0	1	30*	141	20.14
21	Nguyen, Nam	5	5	3	0	1	1	64*	139	69.50
22	Diamond, Thomas	9	6	0	0	0	0	32	136	22.67
23	mcarthur, ben	11	11	3	0	0	2	34*	133	16.63
24	Boyle, Finn	10	9	4	0	1	1	50*	133	26.60
25	Brown, Harriett M	10	9	9	0	0	0	35*	130	NA
26	Skate, Theodore	15	15	6	0	0	1	16	124	13.78
27	Banova, Gabriel D	8	6	3	0	1	0	53*	124	41.33
28	Paevere, Ari	9	7	4	0	1	1	50*	121	40.33
29	Coulson Wiegard, Amelie	9	8	3	0	0	0	26*	121	24.20
30	Shepherd, Daniel	8	7	2	0	0	0	33*	120	24.00
31	Barr, Charlie	10	10	4	0	0	2	37*	118	19.67
32	Martin, Zachary	11	9	3	0	0	1	27	108	18.00
33	Coulson Wiegard, Henry	15	15	5	0	0	2	25*	108	10.80
34	Ryan, Jay	9	8	6	0	0	0	34	107	53.50
35	Leury, Thomas J	9	7	1	0	1	1	55*	102	17.00
36	O'Sullivan, Sean T	13	13	4	0	0	1	23	101	11.22

## **TOP JUNIOR BATTING PERFORMANCES FOR 2019-20**

	<b>SCORE</b>	<b>PLAYER</b>	<b>ELEVEN</b>	<b>ROUND</b>	<b>INNS</b>	<b>OPPONENT</b>
1	64*	Nam Nguyen	Under 16 (1) Friday	5	1	Flemington 1
2	63	Louis Grist	Under 16 (1) Friday	5	1	Flemington 1
3	61	Tem Farrell	EBKCA Shield 14 A	5	1	Taylor's Lakes
4	56	Joseph Watson	Under 14 (1) Friday	GF	1	Greenvale Roos
5	55*	Thomas J Leury	Under 16 (1) Friday	4	1	Moonee Valley CC
6	54	Tem Farrell	EBKCA Shield 14 A	7	1	Craigieburn 1
7	53*	Gabriel D Banova	Under 16 (1) Friday	4	1	Moonee Valley CC
8	53*	Daniel Boyle	Under 14 (1) Friday	11	1	Maribyrnong Park St Marys
9	53*	Hamish Pearce	EBKCA Shield 14 A	11	1	Sydenham / Hillside
10	52	Leo Di Clemente	Kurle Shield U12A	9	1	Craigieburn 1
11	52*	Freddie Newing	Under 14 (1) Friday	4	1	Moonee Valley CC
12	52*	Lachlan Houghton	Under 14 (1) Friday	11	1	Maribyrnong Park St Marys
13	51*	Daniel Boyle	Under 14 (1) Friday	10	1	Keilor Park CC
14	51*	Freddie Newing	Under 14 (1) Friday	10	1	Keilor Park CC
15	51*	Ignatius Gorman-Andrews	Under 14 (1) Friday	10	1	Keilor Park CC
16	51*	Akshith Sriram	Under 14 (1) Friday	GF	1	Greenvale Roos
17	50*	Daniel Boyle	Under 14 (1) Friday	5	1	Maribyrnong Park St Marys
18	50*	Vincent Bush	Under 14 (2) Friday	4	1	Preston Druids
19	50*	Ari Paevere	Under 16 (1) Friday	4	1	Moonee Valley CC
20	50*	Finn Boyle	Under 14 (1) Friday	11	1	Maribyrnong Park St Marys
21	50*	Akshith Sriram	Under 14 (1) Friday	11	1	Maribyrnong Park St Marys

## TOP SENIOR BOWLING PERFORMANCES FOR 2019-20

	Player	O	M	R	W	ELEVEN	ROUND	INNS	OPPONENT
1	Subramanyam Nandury	8.4	0	28	6	Sixth	15	1	Flemington Colts
2	Freddie Newing	6	6	0	5	Seventh	12	1	Burnley CYMS
3	Denith K Silva	3.3	1	7	5	Fourth	6	1	Royal Park Reds
4	Piyush P Pemmaraju	9	3	13	5	Fifth	14	1	Flemington Colts
5	Denith K Silva	8.4	3	15	5	Sixth	8	1	Thornbury Turf Stokers
6	Matthew Watson	8	4	17	5	Fourth	11	1	Flemington
7	Saicharan Pemmaraju	4	0	19	5	Fourth	2	1	Parkville District
8	Rich Parker	9	3	21	5	Third	14	1	Melbourne City
9	Saicharan Pemmaraju	9	0	28	5	Fourth	18	1	Royal Park Reds
10	Michael A Stringer	12.2	3	33	5	First	10	1	Indigos
11	Shaz Rana	22.2	6	43	5	First	SF	1	Parkville District
12	Subramanyam Nandury	8.4	0	28	6	Sixth	15	1	Flemington Colts
13	Karthik Rajesh	8	4	12	4*	First	13	1	Yarra United

\* includes hat-trick

## TOP SENIOR WICKET TAKERS EXCEEDING 10 WICKETS

	Player	MAT	O	M	R	W	5Wi	10Wm	BBI	AVE.	STR.	ECN.
1	Silva, Denith K	23	162.2	32	460	39	2	0	5/7	11.79	24.97	2.83
2	Newing, Freddie	19	138	37	405	36	1	0	5/0	11.25	23.00	2.93
3	Watson, Matthew	14	103.2	25	282	29	1	0	5/17	9.72	21.38	2.73
4	Rana, Shaz	15	118.2	23	315	26	1	0	5/43	12.12	27.31	2.66
5	Stringer, Michael A	13	136	36	375	26	1	0	5/33	14.42	31.38	2.76
6	Bazaz, Arvind	17	116.3	20	404	26	0	0	4/18	15.54	26.88	3.47
7	Pemmaraju, Piyush P	20	114.5	30	251	25	1	0	5/13	10.04	27.56	2.19
8	Kumar, Ashwin G	14	97	13	341	25	0	0	4/45	13.64	23.28	3.52
9	Pemmaraju, Saicharan	20	130	26	359	24	2	0	5/19	14.96	32.50	2.76
10	Pizzey, Eamon E	25	121.5	15	483	23	0	0	3/33	21.00	31.78	3.96
11	Eicher, Simon	17	113.1	25	336	22	0	0	4/13	15.27	30.86	2.97
12	Nandury, Subramanyam	16	81.4	11	255	21	1	0	6/28	12.14	23.33	3.12
13	Hopcraft, Lachlan	17	86.4	16	306	21	0	0	4/1	14.57	24.76	3.53
14	Warmington, Jarrod	16	85	16	275	19	0	0	3/7	14.47	26.84	3.24
15	Boyle, Finn	16	94	11	395	19	0	0	2/12	20.79	29.68	4.20
16	Ali, Shayan	14	101.5	18	322	18	0	0	3/24	17.89	33.94	3.16
17	Murphy, Jack T	12	58.4	4	251	17	0	0	3/13	14.76	20.71	4.28
18	Steward, Anthony J	18	105.3	26	255	17	0	0	3/7	15.00	37.24	2.42
19	Veeravalli, Sidhaarthaa S	14	119.2	29	304	17	0	0	4/6	17.88	42.12	2.55
20	Rajesh, Karthik	14	94.5	17	307	17	0	0	4/12	18.06	33.47	3.24
21	Sinha, Sanjeev	18	116	23	356	17	0	0	4/7	20.94	40.94	3.07
22	Skate, Doug J	11	70	16	190	16	0	0	4/8	11.88	26.25	2.71
23	Stonehouse, Maz	13	42.3	0	245	15	0	0	3/27	16.33	17.00	5.76
24	Sadler, Ben	14	88	12	301	15	0	0	3/20	20.07	35.20	3.42
25	Demelis, Nicholas	14	95.4	15	328	15	0	0	3/20	21.87	38.27	3.43
26	Putsakayala, Mehar V	10	63	9	198	14	0	0	4/15	14.14	27.00	3.14
27	Walter, Fergal	8	84	12	283	14	0	0	4/46	20.21	36.00	3.37
28	Paevere, Jasper	12	80	14	287	14	0	0	3/33	20.50	34.29	3.59
29	Paglianiti-Roberts, Tristan	20	51.4	2	262	13	0	0	4/24	20.15	23.85	5.07
30	Ryan, Mark	16	76	11	285	13	0	0	3/12	21.92	35.08	3.75
31	Newlands, Harrison R	8	40	7	103	12	0	0	3/21	8.58	20.00	2.58
32	Parker, Rich	7	34.2	7	128	12	1	0	5/21	10.67	17.17	3.73
33	Banova, Gabriel D	14	46	6	154	12	0	0	3/1	12.83	23.00	3.35
34	Caldecott, Eliza	13	43	1	247	12	0	0	3/6	20.58	21.50	5.74
35	Reddy, Mahendra	6	33.5	6	97	11	0	0	4/18	8.82	18.45	2.87
36	Kapoor, Rajit	16	87	20	183	11	0	0	2/15	16.64	47.45	2.10
37	Anglin, Bryce	16	72	10	220	11	0	0	2/10	20.00	39.27	3.06
38	Maiden, James	11	71	10	257	11	0	0	2/26	23.36	38.73	3.62
39	Barrett, Dillon J	17	64	3	318	11	0	0	2/23	28.91	34.91	4.97
40	Connelly, Georgina	12	36	3	137	10	0	0	2/3	13.70	21.60	3.81
41	Panozzo, Oliver	18	71.5	13	208	10	0	0	2/14	20.80	43.10	2.90

# TOP SENIOR RUN SCORERS EXCEEDING 100 RUNS

	Player	MAT	INN	NO	100s	50s	0s	4s	6s	HS	RUNS	AVE
1	Pizzey, David S	26	25	2	1	2	0	85	5	161*	635	27.61
2	Silva, Denith K	23	24	3	0	2	4	49	17	91	503	23.95
3	Avraam, Alex	15	15	4	2	1	0	42	0	110*	489	44.45
4	Talwar, Tarun	23	24	1	0	3	3	51	0	57	482	20.96
5	Aldridge, Rod	16	17	3	0	3	1	44	0	80*	448	32.00
6	Offer, Keira	13	13	10	0	4	0	57	15	88*	436	145.33
7	Heddle, David	15	15	1	0	3	0	38	5	68	428	30.57
8	Newing, Shaun	17	16	2	0	2	0	45	0	68	420	30.00
9	Rana, Shaz	15	15	1	0	4	3	28	4	76	394	28.14
10	Stonehouse, Maz	14	14	5	0	2	2	53	6	62	341	37.89
11	Godbole, Siddhant	9	10	3	1	1	0	36	10	107*	332	47.43
12	Grose, Marcus	17	17	2	0	3	4	27	0	54	322	21.47
13	Skate, Andrew N	14	13	2	0	1	0	27	2	50	321	29.18
14	Pearce, John G	19	17	0	0	2	1	27	0	55	320	18.82
15	Singh, Ankit	13	14	0	0	2	2	32	4	74	304	21.71
16	Skate, Doug J	11	10	2	0	2	0	31	2	97	303	37.88
17	Perkins, Jack	14	14	2	1	0	3	23	9	159	288	24.00
18	Kuhaupt, Emilie	12	12	5	0	1	0	36	7	64*	286	40.86
19	Sadler, John	14	15	4	0	1	1	26	0	53	280	25.45
20	Porter, Martin	18	19	5	0	1	2	20	0	67*	279	19.93
21	Parker, Rich	7	7	2	0	4	1	22	1	80	274	54.80
22	Connelly, Georgina	12	11	5	0	1	0	29	0	53	250	41.67
23	Rout, Sibasish	13	14	2	0	1	0	18	1	56	244	20.33
24	Panozzo, Oliver	18	16	2	0	0	3	12	0	49	235	16.79
25	Ncube, Nicky	13	13	7	0	0	1	30	2	41*	232	38.67
26	Steward, Anthony J	18	19	4	0	1	3	19	3	53	218	14.53
27	Murphy, Vincent	14	15	1	0	0	1	17	2	47	216	15.43
28	Miller, Elliott	14	14	0	0	1	4	23	2	57	216	15.43
29	Dewey, Derek J	15	16	6	0	1	0	12	4	51*	208	20.80
30	Perkins, Matthew J	16	13	0	0	1	3	18	0	64	203	15.62
31	Mott, William	13	12	2	0	1	1	16	3	63*	201	20.10
32	Proud, Blake E	18	16	3	0	0	1	23	0	27*	197	15.15
33	Ross, Angus J	12	9	1	0	1	1	16	0	55	180	22.50
34	Watson, Tom R	13	11	1	0	0	1	17	2	39	178	17.80
35	Banova, Gabriel D	14	12	3	0	0	1	18	1	44	168	18.67
36	Madden, William	9	9	1	0	0	1	9	0	43	167	20.88
37	Khan, Imad	26	22	2	0	0	5	13	0	40*	160	8.00
38	Matewa, Richard	6	6	0	0	1	0	21	1	54	157	26.17
39	Kabier, Tabark	12	12	1	0	0	1	16	2	36	156	14.18
40	Demelis, Nicholas	14	13	1	0	1	3	19	3	69*	156	13.00
41	Boyle, Daniel	15	14	3	0	0	0	11	0	24	154	14.00
42	Corrigan, John R	19	18	2	0	0	0	8	0	25*	154	9.63
43	Pemmaraju, Piyush P	20	18	3	0	0	0	4	0	24	153	10.20
44	Van Gerrevink, Aden	20	16	3	0	1	4	8	0	58	151	11.62
45	Thakur, Ashish	16	16	1	0	0	1	17	0	26	151	10.07
46	Holt, Peter T	17	13	1	0	1	3	18	1	54	150	12.50
47	Arora, Gaurav	19	20	0	0	0	5	4	0	27	148	7.40
48	Bazaz, Arvind	17	15	5	0	0	1	13	1	27	140	14.00
49	Chapman, Albert	16	16	0	0	0	6	5	0	44	138	8.63
50	Nandury, Subramanyam	16	15	3	0	0	1	9	1	29	131	10.92
51	Freer, Georgia	13	13	7	0	0	1	13	0	33*	128	21.33
52	Newing, Freddie	19	16	1	0	0	5	9	0	35	126	8.40
53	Walter, Fergal	8	6	1	0	1	0	11	0	62	122	24.40
54	Dillon, Jessi	9	9	5	0	0	0	16	3	32*	121	30.25
55	Phillips, Andrew H	19	13	2	0	0	2	6	5	44	119	10.82
56	Gautam, Manas S	13	11	3	0	0	1	10	0	40*	109	13.63
57	Paglianiti-Roberts, Tristan	20	21	2	0	0	4	6	0	13	105	5.53
58	Paevere, Ari	13	12	2	0	0	2	3	0	33	101	10.10

## **TOP SENIOR BATTING PERFORMANCES FOR 2019-20**

	<b>SCORE</b>	<b>PLAYER</b>	<b>ELEVEN</b>	<b>ROUND</b>	<b>INNS</b>	<b>OPPONENT</b>
1	161*	David S Pizzey	Fourth	11	1	Flemington
2	159	Jack Perkins	Fourth	11	1	Flemington
3	110*	Alex Avraam	First	10	1	Indigos
4	107*	Siddhant Godbole	Seventh	2	1	Thornbury Turf Stokers
5	102*	Alex Avraam	First	3	1	South Yarra
6	97	Doug J Skate	Third	20	1	Sacred Heart
7	91	Denith K Silva	Sixth	19	1	Burnley CYMS
8	88*	Keira Offer	Women's Firsts	8	1	Aberfeldie
9	80*	Rod Aldridge	Seventh	19	1	Donvale
10	80	Rich Parker	Third	7	1	Power House
11	76	Shaz Rana	First	12	1	Flemington
12	75*	Rod Aldridge	Seventh	14	1	Burnley CYMS
13	74	Ankit Singh	Sixth	14	1	Donvale
14	71	Shaz Rana	First	6	1	Parkville District
15	71*	Denith K Silva	Sixth	13	1	Youlden Parkville McAlister
16	70*	Rich Parker	Third	SF	1	South Yarra
17	69*	Nicholas Demelis	Second	8	1	Burnley CYMS
18	68	David Heddle	Third	9	1	South Yarra
19	68	Shaun Newing	Seventh	15	1	Thornbury Turf Stokers
20	67*	Martin Porter	Third	20	1	Sacred Heart
21	67	Shaz Rana	First	2	1	Yarra-United
22	66*	Akshith Sriram	Fourth	14	1	Flemington
23	64	Matthew J Perkins	Fifth	19	1	Reds
24	64*	Emilie Kuhaupt	Women's Firsts	3	1	Pascoe Vale Hadfield
25	63*	William Mott	First	8	1	Indigos
26	62	Fergal Walter	First	6	1	Parkville District
27	62	Doug J Skate	Third	10	1	Carnegie
28	62	Maz Stonehouse	Women's Firsts	7	1	Maribyrnong Park St Marys
29	61	David S Pizzey	Fourth	8	1	La Trobe CBD
30	61	Shaun Newing	Fifth	8	1	Barnawartha North
31	60*	Maz Stonehouse	Women's Firsts	1	1	St Andrews Pascoe Vale
32	59*	Rich Parker	Third	15	1	Carnegie
33	58	Shaz Rana	First	9	1	Sacred Heart
34	58	Aden Van Gerrevink	Seventh	13	1	Youlden Parkville Ryder
35	58	Alex Avraam	First	7	1	Sacred Heart
36	58	Ankit Singh	Sixth	19	1	Burnley CYMS
37	57	David Heddle	First	12	1	Flemington
38	57	Elliott Miller	First	12	1	Flemington
39	57	Tarun Talwar	Sixth	13	1	Youlden Parkville McAlister
40	57	David Heddle	First	SF	1	Parkville District
41	56	Sibasish Rout	Second	14	1	Flemington Colts
42	55	Keira Offer	Women's Firsts	7	1	Maribyrnong Park St Marys
43	55	John G Pearce	Fourth	20	1	National
44	55	Angus J Ross	Third	10	1	Carnegie
45	54	Peter T Holt	Seventh	6	1	Burnley CYMS
46	54	Richard Matewa	Second	13	1	Indigos
47	54	Marcus Grose	Third	7	1	Power House
48	54	Siddhant Godbole	Second	7	2	Royal Park Reds
49	53	John Sadler	Seventh	10	1	Thornbury Turf Stokers
50	53*	Rod Aldridge	Seventh	10	1	Thornbury Turf Stokers
51	53	Marcus Grose	Third	19	1	Melbourne Falcons
52	53	Anthony J Steward	Sixth	5	1	Thornbury Turf Stokers
53	53	Georgina Connelly	Women's Seconds	11	1	Haig Fawkner/East Coburg
54	52	David S Pizzey	Fourth	18	1	Royal Park Reds
55	52*	Keira Offer	Women's Firsts	1	1	St Andrews Pascoe Vale
56	52	John G Pearce	Fourth	7	1	Flemington
57	52	Rich Parker	Third	1	1	Melbourne Falcons
58	51*	Derek J Dewey	Second	9	1	Royal Park Reds
59	50	Andrew N Skate	Second	8	1	Burnley CYMS
60	50	Tarun Talwar	Sixth	11	1	Melbourne Ramblers
61	50*	Keira Offer	Women's Firsts	SF	1	Burnside Springs
62	50*	Marcus Grose	Third	3	1	Sacred Heart
63	50	Tarun Talwar	Sixth	4	1	Burnley CYMS



# SENIOR FIELDING DISMISSALS FOR SEASON 2019-20

Veteran wicket keeper David Pizzey topped the fielding dismissals this season with whopping 36 dismissals, nine clear of first X1 keeper come strike bowler Blake Proud. Seventh X1 keeper Peter Holt rounded out the top three with a further 4 back. David Heddle took an impressive 17 catches without the gloves to be the leading non wicket keeper and Bryce Anglin enhanced his reputation as one of the best fielders in the club with 16 dismissals which included 6 run outs! Of the women Club Champion Keira Offer and Premiership captain Maz Stonehouse both contributed 9 fielding dismissals. 112 of the 156 players who took the field contributed a fielding dismissal. If you didn't make this list let's just hope that it was because a chance didn't come your way, rather than it being due to fingers of butter.

	PLAYER	MAT	TOTAL DISMISSALS	CATCHES NON WK	CATCHES WK	RUNNOUTS ASSISTED	RUNNOUTS UNASSISTED	STUMPINGS
1	Pizzey, David S	26	36	2	23	10	0	1
2	Proud, Blake E	18	27	5	16	2	1	3
3	Holt, Peter T	17	23	1	17	2	0	3
4	Singh, Ankit	13	18	1	9	5	0	3
5	Heddle, David	15	17	17	0	0	0	0
6	Anglin, Bryce	16	16	10	0	3	3	0
7	Dewey, Derek J	15	14	2	2	5	0	5
8	Banova, Gabriel D	14	12	11	0	1	0	0
9	Putsakayala, Mehar V	10	11	8	0	1	2	0
10	Boyle, Daniel	15	10	0	5	4	1	0
11	Newing, Freddie	19	10	7	0	1	2	0
12	Van Gerrevink, Aden	20	10	8	1	0	1	0
13	Offer, Keira	13	9	6	0	1	2	0
14	Ross, Angus J	12	9	0	8	0	0	1
15	Skate, Andrew N	14	9	6	0	3	0	0
16	Skate, Doug J	11	9	4	3	2	0	0
17	Stonehouse, Maz	14	9	4	0	2	3	0
18	Bazaz, Arvind	17	8	8	0	0	0	0
19	Murphy, Jack T	12	8	3	0	2	3	0
20	Murphy, Vincent	14	8	6	0	1	1	0
21	Watson, Matthew	14	8	7	0	1	0	0
22	Kennedy, Lachlan	13	7	5	0	2	0	0
23	Leury, Thomas J	7	7	0	6	1	0	0
24	Miller, Elliott	14	7	7	0	0	0	0
25	Mott, William	13	7	7	0	0	0	0
26	Paevere, Jasper	12	7	6	0	1	0	0
27	Silva, Denith K	23	7	7	0	0	0	0
28	Steward, Anthony J	18	7	3	2	2	0	0
29	Ali, Shayan	14	6	5	0	1	0	0
30	Arora, Gaurav	19	6	4	0	2	0	0
31	Demelis, Nicholas	14	6	6	0	0	0	0
32	Paglianiti-Roberts, Tristan	20	6	5	1	0	0	0
33	Pemmaraju, Piyush P	20	6	4	0	2	0	0
34	Rajesh, Karthik	14	6	3	2	1	0	0
35	Sadler, John	14	6	6	0	0	0	0
36	Veeravalli, Sidhaarthaa S	14	6	6	0	0	0	0
37	Watson, Tom R	13	6	4	0	2	0	0
38	Banova, Gregory V	8	5	4	0	0	1	0
39	Chapman, Albert	16	5	4	0	0	1	0
40	Dillon, Jessi	9	5	2	0	1	2	0
41	Eicher, Simon	17	5	3	0	1	1	0
42	Freer, Georgia	13	5	4	0	1	0	0
43	Kuhaupt, Emilie	12	5	3	0	0	2	0
44	Kumar, Ashwin G	14	5	4	0	1	0	0
45	Newlands, Harrison R	8	5	4	0	1	0	0
46	Pearce, Hamish	13	5	4	0	1	0	0
47	Porter, Martin	18	5	5	0	0	0	0
48	Rana, Shaz	15	5	5	0	0	0	0
49	Stringer, Michael A	13	5	5	0	0	0	0
50	Aldridge, Rod	16	4	3	0	0	1	0
51	Avraam, Alex	15	4	4	0	0	0	0
52	Connelly, Georgina	12	4	3	0	1	0	0
53	Corrigan, John R	19	4	4	0	0	0	0
54	Gautam, Manas S	13	4	2	2	0	0	0
55	Godbole, Siddhant	9	4	1	2	1	0	0
56	Hopcraft, Lachlan	17	4	4	0	0	0	0
57	Maiden, James	11	4	4	0	0	0	0
58	Parker, Rich	7	4	4	0	0	0	0

	PLAYER	MAT	TOTAL DISMISSALS	CATCHES NON WK	CATCHES WK	RUNNOUTS ASSISTED	RUNNOUTS UNASSISTED	STUMPINGS
59	Perkins, Jack	14	4	3	0	1	0	0
60	Perkins, Matthew J	16	4	2	0	1	1	0
61	Warmington, Jarrod	16	4	2	0	1	0	1
62	Bhosle, Shivraj	7	3	3	0	0	0	0
63	Kabier, Tabark	12	3	1	1	0	1	0
64	Khan, Imad	26	3	3	0	0	0	0
65	Kiran, Jai	2	3	0	3	0	0	0
66	Nandury, Subramanyam	16	3	3	0	0	0	0
67	Pearce, John G	19	3	3	0	0	0	0
68	Pizzey, Eamon E	25	3	0	0	3	0	0
69	Ryan, Mark	16	3	1	0	1	1	0
70	Shaik, Fayaz	9	3	2	0	1	0	0
71	Sinha, Sanjeev	18	3	1	0	0	2	0
72	Talwar, Tarun	23	3	2	0	0	1	0
73	Walter, Fergal	8	3	3	0	0	0	0
74	Watson, Joseph	10	3	3	0	0	0	0
75	Boyle, Ciara	10	2	1	0	0	0	1
76	Caldecott, Eliza	13	2	0	0	0	2	0
77	Diciero, Max	5	2	2	0	0	0	0
78	Fernando, Dinusha W	1	2	0	0	2	0	0
79	Gorman-Andrews, Ignatius	10	2	1	0	1	0	0
80	Grose, Marcus	17	2	1	0	1	0	0
81	Kapoor, Rajit	16	2	2	0	0	0	0
82	Madden, William	9	2	0	0	1	1	0
83	Mwayenga, Waddington	3	2	2	0	0	0	0
84	Ncube, Nicky	13	2	1	0	0	1	0
85	Patel, Utkarsh	4	2	0	0	2	0	0
86	Phelps, Rohan J	1	2	2	0	0	0	0
87	Phillips, Andrew H	19	2	2	0	0	0	0
88	Reddy, Mahendra	6	2	2	0	0	0	0
89	Rout, Sibasish	13	2	2	0	0	0	0
90	Aldridge, William	16	1	0	0	0	1	0
91	Anglin, Murray	0	1	1	0	0	0	0
92	Barrett, Dillon J	17	1	1	0	0	0	0
93	Bestha, Ramesh	16	1	0	0	1	0	0
94	Boyle, Finn	16	1	1	0	0	0	0
95	Brown, Rik	2	1	1	0	0	0	0
96	Burley, David L	8	1	1	0	0	0	0
97	Bush, Vincent	4	1	1	0	0	0	0
98	Crimmins, Sam B	6	1	1	0	0	0	0
99	Dibben, Millie	1	1	1	0	0	0	0
100	Farnell, James	3	1	1	0	0	0	0
101	Gregory, Mollie-Anne	1	1	0	0	1	0	0
102	Hatangala, Cheranga	7	1	0	0	0	1	0
103	Jones, Dayle	12	1	0	0	0	0	1
104	Madden, Nicholas	9	1	1	0	0	0	0
105	Matewa, Richard	6	1	1	0	0	0	0
106	Panozzo, Oliver	18	1	1	0	0	0	0
107	Rusjan, Alexander	3	1	1	0	0	0	0
108	Sadler, Ben	14	1	0	0	1	0	0
109	Shepherd, Darcy	6	1	0	0	1	0	0
110	Sriram, Akshith	4	1	1	0	0	0	0
111	Thakur, Ashish	16	1	1	0	0	0	0
112	White, Anne	4	1	0	0	0	1	0

# THE "QUACKER" PERFORMANCES FOR 2019-20

2019-20 saw the Senior club SMASH the record for the number of ducks scored during the course of a season with the 215 “achieved” beating the record set last year by a whopping 41! We did however welcome two Women’s teams and a 7<sup>th</sup> Mens X1 into YP which somewhat explains the increased number of ducks “achieved” this season. Ramesh Bestha started the season with his highest score for YP of 4\* but then failed to score another run for the rest of the season with a new club record eight ducks (and another two zero not outs) to collect the “prized” award. Ramesh held off a fast finishing Albert Chapman who had six ducks. 97 players who made it out to the centre to bat make a duck at some stage during the season!

G = Golden Duck (1<sup>st</sup> ball)    S = Silver Duck (2<sup>nd</sup> ball)    B = Bronze Duck (3<sup>rd</sup> ball)    P = A Pair (2 in 1 match)

D = Diamond Duck (0 balls faced)    F\* = A Fools Gold Duck    K = A Golden Pair    R = Royal Duck (1<sup>st</sup> ball of innings)

\* a fools gold duck is one in which the batsman survives their first ball, however is then dismissed runout without facing a further delivery. Russ Degnan was the first to coin this phrase, and as far as we know Fooley was the first to make one at YPCC back in 2001.

<u>No. of Quacks</u>		<u>Players</u>					
8	Bestha, Ramesh	GGGGSS					
6	Chapman, Albert	PDSSBB					
5	Kennedy, Lachlan	GGG	Newing, Freddie	GSSB	Warmington, Jarrod	GBB	
	Khan, Imad	GB	Arora, Gaurav	S	Sinha, Sanjeev	BB	
4	Shaik, Fayaz	GGG	Anglin, Bryce	GSSS	Gorman-Andrews, Ignatius	GSS	
	Pemmaraju, Saicharan	GSBB	Van Gerrevink, Aden	G	Miller, Elliott	SSB	
	Silva, Denith K	SBB	Grose, Marcus	B	Murphy, Jack T	B	
	Paglianiti-Roberts, Tristan						
3	Newlands, Harrison R	FB	Demelis, Nicholas	GGG	Ali, Shayan	GB	
	Jones, Dayle	GB	Panozzo, Oliver	GB	Hopcraft, Lachlan	G	
	Perkins, Jack	G	Rana, Shaz	SSS	Banova, Gregory V	SS	
	Holt, Peter T	SS	Boyle, Finn	SB	Talwar, Tarun	SB	
	Perkins, Matthew J	S	Pizzey, Eamon E	S	Putsakayala, Mehar V	S	
	Steward, Anthony J	B	Hatangala, Cheranga		Srinivasan, Poongothai		
2	Burley, David L	PGS	Paevere, Jasper	DS	Maiden, James	D	
	Stonehouse, Maz	R	Patel, Utkarsh	GG	Eicher, Simon	GS	
	Guiney, Johanna	GS	Phillips, Andrew H	GB	Sharma, Anuj	GB	
	Barrett, Dillon J	G	Diciero, Max	G	Singh, Ankit	SB	
	Leury, Thomas J	B	Paevere, Ari		Porter, Martin		
	Watson, Joseph						
1	Veeravalli, Sidhaarthaa	D	Banova, Gabriel D	F	Nandury, Subramanyam	G	
	Ncube, Nicky	G	Rusjan, Alexander	G	Shepherd, Darcy	G	
	Srinivasan, Vinay	G	Stringer, Michael A	G	Watson, Matthew	G	
	Farnell, James	S	Gautam, Manas S	S	Kabier, Tabark	S	
	Madden, Nicholas	S	Madden, William	S	Mott, William	S	
	Pearce, John G	S	Phelps, Rohan J	S	Sadler, Ben	S	
	Sadler, John	S	Thakur, Ashish	S	Watson, Tom R	S	
	Bazaz, Arvind	B	Evans, Francis	B	Mackay, Chris K	B	
	Pearce, Hamish	B	Proud, Blake E	B	Sinha, Harsh	B	
	Aldridge, Rod		Boyle, Ciara		Bush, Vincent		
	Caldecott, Eliza		Coulson Wiegard, Amelie		Freer, Georgia		
	Kumar, Ashwin G		McLeod, Jack		Murphy, Vincent		
	Newing, Gus		Parker, Rich		Parris, Kirsten		
	Rajesh, Karthik		Ranjan, Aadya		Ranjan, Neelam		
	Reddy, Mahendra		Ross, Angus J		Watson, Alana		

<u>1993-94</u>	<u>1994-95</u>	<u>1995-96</u>	<u>1996-97</u>	<u>1997-98</u>	<u>1998-99</u>	<u>1999-00</u>	<u>2000-01</u>	<u>2001-02</u>	<u>2002-03</u>
53	33	50	44	41	64	65	55	73	66
<u>2003-04</u>	<u>2004-05</u>	<u>2005-06</u>	<u>2006-07</u>	<u>2007-08</u>	<u>2008-09</u>	<u>2009-10</u>	<u>2010-11</u>	<u>2011-12</u>	<u>2012-13</u>
62	65	76	69	63	90	116	88	107	116
<u>2013-14</u>	<u>2014-15</u>	<u>2015-16</u>	<u>2016-17</u>	<u>2017-18</u>	<u>2018-19</u>	<u>2019-20</u>			
109	87	129	130	136	174	215			

# **HOT PIES - MOST RUNS HIT OFF ONE OVER**

The bowlers in the Senior ranks copped a frightful hammering again this season. At least this season there were only 9 overs that went for 20 or more compared with 14 last season and this season had three more teams! For the second time in three years Freddy Stringer took the lead in the award when in round 1 against South Yarra he went for 16. That only lasted the one round when Cheranga Hatangala's first (and only) over in round 2 against the Flemington Colts went for 25. The following week Cheranga bounced back in fine style taking 4-9 off 9 overs against Edinburgh! Late runs were made for the title by Rich Parker (21), Gus Newing (20) and Arvind Bazaz (24) who all conceded 20 or more in the last round of the season.

The fourth X1 had the least number of overs go for more than 12 with it only occurring twice for the season whereas the fifth X1 coped the most stick with 19 overs going for more than 12, a remarkable 10 of those coming in round 17 against Emerald Hill! The top 9 most expensive overs were all owned by the men with Georgia Freer in equal 10<sup>th</sup> overall delivering the most expensive over of the women with an over that went for 19.

Better luck next year guys.

<b>RUNS</b>	<b>BOWLER</b>	<b>OPPOSITION</b>	<b>RND</b>	<b>INNS</b>	<b>X1</b>
25	C Hatangala	vs Flemington Colts	2	1	Sixth
24	A Bazaz	vs Sacred Heart	20	1	Third
22	L Kennedy	vs Sacred Heart	2	1	Fifth
22	D Skate	vs Flemington	5	1	Second
21	R Parker	vs Sacred Heart	20	1	Third
20	T Paglianti-Roberts	vs Sacred Heart	2	1	Fifth
20	S Sinha	vs Melbourne Ramblers	11	1	Sixth
20	A Kumar	vs Indigos	13	1	Second
20	G Newing	vs Melbourne Ramblers	20	1	Seventh
19	E Pizzey	vs Flemington	8	1	Third
19	F Boyle	vs Sacred Heart	10	1	Fifth
19	E Pizzey	vs Flemington	14	1	Fourth
19	M Ryan	vs Melbourne Ramblers	20	1	Seventh
19	G Freer	vs St Andrews Pascoe Vale	8	1	WT20(2)
18	A Bazaz	vs Royal Park Reds	7	1	Second
18	C Hatangala	vs Flemington Colts	10	1	Sixth
18	I Gorman-Andrews	vs Emerald Hill	17	1	Fifth
18	D Jones	vs Pascoe Vale Hadfield	3	1	WT20(1)
18	L Taranto	vs Melbourne Deaf	5	1	WT20(1)
18	G Freer	vs Keilor Park	3	1	WT20(2)
17	M Ryan	vs Thornbury Turf Stokers	2	1	Seventh
17	S Eicher	vs South Yarra	SF	1	Third
17	J Dillon	vs Aberfeldie	8	1	WT20(1)
17	J Guiney	vs Lancfield	4	1	WT20(2)
17	A Ranjan	vs Lancfield	4	1	WT20(2)
16	M Stringer	vs South Yarra	1	1	First
16	A Van Gerrevink	vs Thornbury Turf Stokers	2	1	Seventh
16	R McLeod	vs Barnawartha	8	1	Fifth
16	S Eicher	vs Indigos	13	1	Second
16	D Barrett	vs Flemington Colts	14	1	Fifth
16	A Paevere	vs Emerald Hill	17	1	Fifth
16	I Gorman-Andrews	vs Emerald Hill	17	1	Fifth
16	D Barrett	vs Emerald Hill	17	1	Fifth
16	T Paglianti-Roberts	vs Emerald Hill	17	1	Fifth
16	M Ryan	vs Melbourne Ramblers	SF	1	Seventh
16	K Parris	vs Keilor Park	3	1	WT20(2)
16	J Guiney	vs Lancfield	4	1	WT20(2)
15	B Sadler	vs Burnley CYMS	8	1	Second
15	W Madden	vs Carnegie	10	1	Third
15	L Kennedy	vs Donvale	12	1	Sixth
15	A Kumar	vs Indigos	13	1	Second
15	N Demelis	vs National	14	2	First
15	S Sinha	vs Flemington Colts	15	1	Sixth
15	M Diciro	vs Emerald Hill	17	1	Fifth
15	D Jones	vs St Andrews Pascoe Vale	1	1	WT20(1)
15	S Newing	vs Melbourne Deaf	5	1	WT20(1)
15	J Dillon	vs Pascoe Vale Central	9	1	WT20(1)
15	J Dillon	vs Lancfield	11	1	WT20(1)
15	D Jones	vs Preston Druids	10	1	WT20(1)



# **BEST SENIOR PARTNERSHIPS FOR EACH OF THE ELEVENS**

\*Minimum 25 runs.

## **OVER ALL ELEVENS**

WICKET	P'SHIP	BATTERS	ELEVEN	ROUND	INN	OPPONENT
1	318	Jack Perkins - David Pizzey*	Fourth	11	1	Flemington
2	164	Martin Porter* - Doug Skate	Third	20	1	Sacred Heart
3	144	Ankit Singh - Denith Silva*	Sixth	19	1	Burnley CYMS
4	117	Tarun Talwar - Denith Silva*	Sixth	13	1	Youlden Parkville McAlister
5	116	Tarun Talwar* - Ankit Singh	Sixth	14	1	Donvale
6	82	Shaz Rana - Fergal Walter*	First	6	1	Parkville District
7	48	Angus Ross - Andrew Phillips*	Third	GF	1	Powerhouse
8	69	Shaz Rana* - Karthik Rajesh	First	12	1	Flemington
9	50	Simon Eicher - Imad Khan*	Fourth	7	1	Flemington
10	60	Michael Stringer - Jasper Paevere*	First	13	1	Yarra-United

## **FIRST ELEVEN**

WICKET	P'SHIP	BATTERS	ROUND	INN	OPPONENT
1	87	David Heddle - Alex Avraam*	12	1	Flemington
2	70	David Heddle* - Elliott Miller	6	1	Parkville District
3	107	David Heddle* - Shaz Rana	2	1	Yarra-United
4	95	Alex Avraam* - William Mott	3	1	South Yarra
5	59	Shaz Rana* - Nicholas Demelis	9	1	Sacred Heart
6	82	Shaz Rana - Fergal Walter*	6	1	Parkville District
7	47	Fergal Walter - Shayan Ali*	6	1	Parkville District
8	69	Shaz Rana* - Karthik Rajesh	12	1	Flemington
9	37*	Shayan Ali* - Karthik Rajesh*	14	1	National
10	60	Michael Stringer - Jasper Paevere*	13	1	Yarra-United

## **OTHER PARTNERSHIPS OF 50 RUNS AND OVER (1<sup>st</sup> X1)**

WICKET	P'SHIP	BATTERS	ROUND	INN	OPPONENT
1	68	David Heddle* - Alex Avraam	8	1	Indigos
1	63	David Heddle - Alex Avraam*	3	1	South Yarra
1	60	David Heddle - Alex Avraam*	5	1	Flemington
2	66	David Heddle* - Elliott Miller	1	1	South Yarra
2	56	Alex Avraam* - Sibisish Rout	7	1	Sacred Heart
3	78	Elliott Miller - Shaz Rana*	12	1	Flemington
3	68	Alex Avraam - Shaz Rana*	14	1	National
3	54	David Heddle* - Shaz Rana	SF	1	Parkville District
4	69	Alex Avraam* - Siddhant Godbole	10	1	Indigos

## **SECOND ELEVEN**

WICKET	P'SHIP	BATTERS	ROUND	INN	OPPONENT
1	82	Andrew Skate - William Madden*	9	1	Royal Park Reds
2	77	Martin Porter* - Siddhant Godbole	7	2	Royal Park Reds
3	50	Jack Perkins* - Tabark Kabier	10	1	Burnley CYMS
4	35	Andrew Skate - Martin Porter*	1	1	South Yarra
5	85*	Derek Dewey* - Doug Skate*	9	1	Royal Park Reds
6	61*	Nicholas Demelis* - Derek Dewey*	8	1	Burnley CYMS
7	45	Andrew Skate* - James Maiden	5	1	Flemington
8		No partnerships of 25 runs or greater			
9		No partnerships of 25 runs or greater			
10	37	David Burley - Muhammad Kashif*	3	1	South Yarra

### OTHER PARTNERSHIPS OF 50 RUNS AND OVER (2<sup>nd</sup> XI)

WICKET	P'SHIP	BATTERS	ROUND	INN	OPPONENT
5	65	Andrew Skate – Nicholas Demelis*	8	1	Burnley CYMS

### THIRD ELEVEN

WICKET	P'SHIP	BATTERS	ROUND	INN	OPPONENT
1	103	Doug Skate - Angus Ross*	10	1	Carnegie
2	164	Martin Porter* - Doug Skate	20	1	Sacred Heart
3	57	Marcus Grose* - Tom Watson	3	1	Sacred Heart
4	68	Rich Parker* - Tom Watson	SF	1	South Yarra
5	36	David Heddle* - Jasper Paevere	9	1	South Yarra
6	35	Derek Dewey - Arvind Bazaz*	2	1	Carnegie
7	48	Angus Ross - Andrew Phillips*	GF	1	Powerhouse
8		No partnerships of 25 runs or greater			
9	26	Sidhaarthaa Veeravalli - Harrison Newlands*	18	1	Power House
10		No partnerships of 25 runs or greater			

Note: The 2<sup>nd</sup> Wicket partnership between Martin Porter and Doug Skate is a new record for the 2<sup>nd</sup> wicket in the 3<sup>rd</sup> XI. It bettered the previous record of 160, which was held by Glen Gamble and Paul T Sinclair (not to be confused with current president Paul G Sinclair) against Flemington Kensington in 1991/92.

### OTHER PARTNERSHIPS OF 50 RUNS AND OVER (3<sup>rd</sup> XI)

WICKET	P'SHIP	BATTERS	ROUND	INN	OPPONENT
1	67	Nicholas Madden* - Tabark Kabier	2	1	Carnegie
2	113	Marcus Grose - Rich Parker*	7	1	Powerhouse
2	86	Martin Porter - Shaz Rana* - Alex Avraam* – Jai Kiran*	13	1	Powerhouse
2	65	Marcus Grose* - Doug Skate	19	1	Melbourne Falcons
2	59	Angus Ross - William Madden*	10	1	Carnegie
2	57	Marcus Grose - Rich Parker*	1	1	Melbourne Falcons

### FOURTH ELEVEN

WICKET	P'SHIP	BATTERS	ROUND	INN	OPPONENT
1	318	Jack Perkins - David Pizzey*	11	1	Flemington
2	76	John Pearce - Oliver Panozzo*	20	1	National
3	103	Akshith Sriram* - Oliver Panozzo	14	1	Flemington
4	49	Louis Grist* - Gregory Banova	10	1	Parkville District
5	27	Piyush Pemmaraju - Hamish Pearce*	17	1	National
6	30	David Pizzey* - Eamon Pizzey	9	1	Moonee Valley
7	26	Matthew Perkins - Rajit Kapoor*	13	1	Royal Park Reds
8	26	Oliver Panozzo* - Gregory Banova	3	1	National
8	26	Hamish Pearce* - Matthew Watson	SF	1	Indigos
9	50	Simon Eicher - Imad Khan*	7	1	Flemington
10		No partnerships of 25 runs or greater			

Note: The 1<sup>st</sup> Wicket partnership between Jack Perkins and David Pizzey is a new record for all wickets for YPCC. It bettered the previous 4<sup>th</sup> XI 1<sup>st</sup> wicket partnership of 170 unbeaten (which was also the overall 1<sup>st</sup> wicket partnership record) between Bruce Maplestone and Graham Whitson against Aberfeldie Park in 1998/99, and the overall partnership record of 244 between William Madden and Sam Crimmins in the 3<sup>rd</sup> XI against Burnley CYMS last season.

### OTHER PARTNERSHIPS OF 50 RUNS AND OVER (4<sup>th</sup> XI)

WICKET	P'SHIP	BATTERS	ROUND	INN	OPPONENT
3	87	John Pearce - Siddhant Godbole*	15	1	Parkville District
3	59	John Pearce* - David Pizzey	3	1	National
3	54	David Pizzey - Sam Crimmins*	19	1	Indigos
3	51	David Pizzey - Gabriel Banova*	13	1	Royal Park Reds

### **FIFTH ELEVEN**

WICKET	P'SHIP	BATTERS	ROUND	INN	OPPONENT
1	37	Tristan Paglianiti-Roberts* - Vincent Murphy	15	1	Sacred Heart
2	32	Imad Khan* - Gregory Banova	13	1	South Yarra
3	81	Shaun Newing - Vincent Murphy*	8	1	Barnawartha North
4	38	Matthew Perkins* - Anthony Steward	19	1	Reds
5	42	Vincent Murphy - Jack Murphy*	20	1	Emerald Hill
6	34	Daniel Boyle - Albert Chapman*	7	1	Flemington Colts
7	32*	Daniel Boyle* - Ignatius Gorman-Andrews*	10	1	Sacred Heart
8		No partnerships of 25 runs or greater			
9	41*	Manas Gautam* - Jack Murphy*	15	1	Sacred Heart
10		No partnerships of 25 runs or greater			

### **OTHER PARTNERSHIPS OF 50 RUNS AND OVER (5th XI)**

WICKET	P'SHIP	BATTERS	ROUND	INN	OPPONENT
3	54	Vincent Murphy – Finn Boyle*	11	2	Flemington Colts

### **SIXTH ELEVEN**

WICKET	P'SHIP	BATTERS	ROUND	INN	OPPONENT
1	37	Gaurav Arora* - Ankit Singh	20	1	Edinburgh
2	52	Ankit Singh - Lasantha Weeraratne*	8	1	Thornbury Turf Stokers
3	144	Ankit Singh - Denith Silva*	19	1	Burnley CYMS
4	117	Tarun Talwar - Denith Silva*	13	1	YP McAlister
5	116	Tarun Talwar* - Ankit Singh	14	1	Donvale
6	61*	Denith Silva* - Tarun Talwar*	8	1	Thornbury Turf Stokers
7		No partnerships of 25 runs or greater			
8	29	Tarun Talwar - Imad Khan*	11	1	Melbourne Ramblers
9	30	Ankit Singh* - Sanjeev Sinha	6	1	Donvale
10	32*	Imad Khan* - Sanjeev Sinha*	11	1	Melbourne Ramblers

Note: The 3<sup>rd</sup> wicket stand of 144 between Ankit Singh and Denith Silva bettered previous record for the 3<sup>rd</sup> wicket in the 6<sup>th</sup> XI of 89 between Alan Yang and Denith Silva against Canterbury last season.

The 5<sup>th</sup> wicket stand of 116 between Tarun Talwar and Ankit Singh bettered previous record for the 3<sup>rd</sup> wicket in the 6<sup>th</sup> XI of 64 between Peter Holt and Sanjeev Sinha against Canterbury last season.

### **OTHER PARTNERSHIPS OF 50 RUNS AND OVER (6th XI)**

WICKET	P'SHIP	BATTERS	ROUND	INN	OPPONENT
3	63	Ashish Thakur* - Tarun Talwar	15	2	Flemington Colts
4	90	Albert Chapman* – Denith Silva	12	1	Donvale
4	72	Denith Silva – Tarun Talwar*	4	1	Burnley CYMS
5	88	Anthony Steward* - David Pizzey	5	1	Thornbury Turf Stokers
5	63	Tarun Talwar* - Denith Silva	16	1	Melbourne Ramblers

## **SEVENTH ELEVEN**

<b>WICKET</b>	<b>P'SHIP</b>	<b>BATTERS</b>	<b>ROUND</b>	<b>INN</b>	<b>OPPONENT</b>
1	39	Aden Van Gerrevink* - William Aldridge	15	1	Thornbury Turf Stokers
2	45	Rod Aldridge - Shaun Newing*	11	1	Edinburgh
2	45	William Aldridge* - Rod Aldridge	19	1	Donvale
3	59	Shaun Newing - Freddie Newing*	3	1	Melbourne Ramblers
4	100*	Rod Aldridge* - John Sadler* - Joe Watson*	19	1	Donvale
5	63	Shaun Newing - Peter Holt*	6	1	Burnley CYMS
6	52	Shaun Newing* - Rod Aldridge	15	1	Thornbury Turf Stokers
7	25	Peter Holt - Piyush Pemmaraju*	6	1	Burnley CYMS
8	44	Piyush Pemmaraju - John Corrigan*	6	1	Burnley CYMS
9	41	Rod Aldridge - Mark Ryan*	SF	1	Melbourne Ramblers
10		No partnerships of 25 runs or greater			

Note: Being 1<sup>st</sup> seasons of the 7<sup>th</sup> X1 all of the above partnerships are records for the grade.

## **OTHER PARTNERSHIPS OF 50 RUNS AND OVER (6th XI)**

<b>WICKET</b>	<b>P'SHIP</b>	<b>BATTERS</b>	<b>ROUND</b>	<b>INN</b>	<b>OPPONENT</b>
4	60	Siddhant Godbole* - Albert Chapman	2	1	Thornbury Turf Stokers
5	52	Freddie Newing* - Rod Aldridge	20	1	Melbourne Ramblers
5	50	Darcy Shepherd* - Ari Paevere	8	1	Flemington Colts
6	50	Rod Aldridge* - Daniel Boyle	18	1	YP Ryder



# **BEST SENIOR BATTING PARTNERSHIPS FOR EACH WICKET**

## **OVER ALL ELEVEN**

318	1st	DS Pizzey (161*) / J. Perkins (159)	Vs. Flemington	MCA C North	4th Eleven	2019/20
173*	2nd	JD Cofield (101*) / IJ Robertson (56*)	Vs. Reds	MCA C Grade	4th Eleven	2008/09
244	3rd	W Madden (71*) / SB Crimmins (140)	Vs. Burnley CYMS	MCA B Grade	3rd Eleven	2018/19
219	4th	AM Brodie (202*) / DG Wright (69)	Vs. Highett	Senior A1	1st Eleven	2002/03
168	5th	AN Skate (83) / N Demelis (126)	Vs. Bentleigh	MCA A Res	2nd Eleven	2015/16
134	6th	TE Archbold (163) / MB Walshe (36)	Vs. Seddon	North C1	3rd Eleven	2002/03
138*	7th	TE Archbold (86*) / DJ Shirley (75*)	Vs. Spotswood	Senior A2	2nd Eleven	2002/03
126	8th	JE Moran (91) / AR Paulett (41)	Vs. Keilor	Senior Div.	1st Eleven	2003/04
110*	9th	KR Spargo (80) / AJ Steward (29)	Vs. Altona North	North B	2nd Eleven	1993/94
107	10th	SD Vance (38*) / MA Stringer (62)	Vs. Sunshine Druids	Snr Cntrl 2nds	2nd Eleven	2008/09

## **FIRST ELEVEN**

145	1st	DJ Skate (63) / DP Biggs (50) / BA Coffey (28)	Vs. McKinnon	Senior Div		2006/07
151	2nd	JG Pearce (72) / SJ Womersley (87)	Vs. Highett	Senior A1		1997/98
185*	3rd	Y Iqbal (104*) / JS Godrich (76*)	Vs. Powerhouse	MCA A Grade		2014/15
219	4th	AM Brodie (202*) / DG Wright (69)	Vs. Highett	Senior A1		2002/03
167*	5th	SG Moloney (107) / CT Smith (55)	Vs. Flemington Kensington	North A		1986/87
116	6th	W Mott (58) / J McCartney (68)	Vs. Monash University	MCA A Grade		2016/17
99	7th	MG Malatt (29) / SG Moloney (94)	Vs. Flemington Kensington	North A1		1994/95
126	8th	JE Moran (91) / AR Paulett (41)	Vs. Keilor	Senior Div		2003/04
70	9th	PT Wayman (41) / TD Woolcock (26)	Vs. Newport East	North A		1978/79#
82	10th	JE Moran (81) / KJ Rodgers (22*)	Vs. Old Essendon Grammar	Senior Div		2003/04

## **SECOND ELEVEN**

167	1st	LA La Fontaine (103) / IJ Robertson (54)	Vs. Sunshine Druids	Snr Cntrl 2nds		2007/08
153	2nd	DP Biggs (99) / DS Baker (64)	Vs. Chelsea	Senior 2nds		2003/04
176*	3rd	JV Harrington (62*) / JD Cofield (112*)	Vs. Nth Caulfield/Glenhuntly	Senior A2		2002/03
192	4th	SB Crimmins (178) / IR Gilbert (72)	Vs. Hoppers Crossing	Senior A2		2002/03#
168	5th	AN Skate (83) / N Demelis (126)	Vs. Bentleigh	MCA A Res		2015/16
92	6th	JG Pearce (50) / KJ Rodgers (44)	Vs. South Caulfield	Senior 2nds		2003/04
138*	7th	TE Archbold (86*) / DJ Shirley (75*)	Vs. Spotswood	Senior A2		2002/03
84	8th	C. Kent (40) / AH Phillips (74*)	Vs. Coles Sharks	MCA A Res		2014/15§
110*	9th	KR Spargo (80) / AJ Steward (29)	Vs. Altona North	North B		1993/94
107	10th	SD Vance (38*) / MA Stringer (62)	Vs. Sunshine Druids	Snr Cntrl 2nds		2008/09

### **THIRD ELEVEN**

157	1st	DJ Skate (102) / A. Avraam (65)	Vs. Reds	MCA B Grade	2017/18^
164	2nd	M Porter (67*) / DJ Skate (97)	Vs. Sacred Heart	MCA C Grade	2019/20
244	3rd	SB Crimmins (140) / W Madden (71*)	Vs. Burnley CYMA	MCA B Grade	2018/19
168	4th	DG Wooles (144) / BJ Wild (95)	Vs. Spotswood	North C1	1999/00§
130	5th	M Grose (141*) / S Ali (53)	Vs. Ashwood	MCA B Grade	2018/19
134	6th	TE Archbold (163) / MB Walshe (36)	Vs. Seddon	North C1	2002/03
129	7th	IK Kalubovila (100*) / AJ Steward (33)	Vs. Flemington	North C2	2006/07
111*	8th	J. Rubio (36) / RR Gratton (61)	Vs. Royal Park Brunswick	North C	1983/84
65	9th	JR Marriott (35) / SR Zelez (12)	Vs. Hoppers Crossing	North C2	2006/07
55	10th	GC Down (54*) / AJ Steward (9)	Vs. Spotswood	North C2	2006/07

### **FOURTH ELEVEN**

318	1st	DS Pizzey (161*) / J. Perkins (159)	Vs. Flemington	MCA C North	2019/20
173*	2nd	JD Cofield (101*) / IJ Robertson (56*)	Vs. Reds	MCA C Grade	2008/09
128	3rd	DJ Haines (42) / BJJ O'Reilly (76)	Vs. Flemington	North C2	2003/04
178	4th	RD Clancy (110) / JG Pearce (92)	Vs. Reds	MCA C Grade	2008/09
149	5th	PG Sinclair (77) / MJ Perkins (73)	Vs. East Malvern Tooronga	MCA C Grade	2012/13
109	6th	S Newing (57) / RJ Phelps (51)	Vs. Carnegie	MCA D Grade	2013/14
100*	7th	RJ Phelps (71*) / J. Perkins (20*)	Vs. Old Camberwell Gram	MCA C Grade	2016/17
74	8th	G Arnold (45*) / MJ Merrigan (31)	Vs. Sacred Heart	MCA D Grade	2012/13
63	9th	SQ Reza Ali (23) / PA Bernays (20)	Vs. Parkville District	North C2	2003/04
49*	10th	GC Down (30*) / RJ Hudson (29*)	Vs. Flemington	North E	1998/99

### **FIFTH ELEVEN**

161	1st	J Corrigan (70) / M Sagoe-Crentsil (80)	Vs. South Yarra	MCA D Sun Grade	2015/16
114	2nd	RJ Phelps (57) / LA La Fontaine (56)	Vs. South Yarra	MCA D Sun Grade	2015/16
112	3rd	V Murphy (47) / DS Pizzey (72)	Vs. Carnegie	MCA D Grade	2016/17
114	4th	KD Silva (134) / J Douglas (22)	Vs. South Yarra	MCA D Sun Grade	2015/16
147*	5th	DS Pizzey (165*) / E Pizzey (14*)	Vs. Power House	MCA D Grade	2016/17
75	6th	P Holt (80) / M Peric (30*)	Vs. Reds	MCA D Grade	2018/19
52	7th	MJ Perkins (39) / R Kapoor (17)	Vs. South Yarra	MCA D Grade	2017/18
67*	8th	S Paleri (47*) / A Chapman (24*)	Vs. Sacred Heart	MCA D Grade	2016/17
43	9th	A Sehgal (9) / P Grist (29)	Vs. Toorak-Prahran	MCA D Sun Grade	2015/16
29	10th	J Corrigan (6) / S Nandury (14*)	Vs. Monash University	MCA D Sun Grade	2015/16

## **SIXTH ELEVEN**

39	1st	V Murphey (13) / AJ Steward (48)	Vs. Flemington Colts	MCA D Sun Grade	2018/19
99	2nd	G Aurora (29) / AJ Steward (72*)	Vs. Thornbury Turf Stokers	MCA D Sun Grade	2018/19
144	3rd	A Singh (88) / D Silva (91)	Vs. Burnley CYMS	MCA D Sun Grade	2019/20
124	4th	KD Silva (96) / S Paleri (90)	Vs. Carnegie	MCA D Sun Grade	2017/18
116	5th	T Talwar (42) / A Singh (74)	Vs. Donvale	MCA D Sun Grade	2019/20
83	6th	T Talwar (35) / S Paleri (60)	Vs. Canterbury	MCA D Sun Grade	2017/18
50	7th	M Reddy (36) / F Shaik (23)	Vs. Canterbury	MCA D Sun Grade	2018/19
60	8th	A Yang (25) / T Talwar (35)	Vs. Thornbury Turf Stokers	MCA D Sun Grade	2018/19
63	9th	S Paleri (91*) / S Nandury (28)	Vs. Thornbury Turf Stokers	MCA D Sun Grade	2017/18
45	10th	M Perkins (22) / AJ Steward (25*)	Vs. East Malvern Tooronga	MCA D Sun Grade	2018/19

## **SEVENTH ELEVEN**

39	1st	A Van Gerrevink (20) / W Aldridge (12)	Vs. Thornbury Turf Stokers	MCA D Sun Grade	2019/20
45	2nd	R Aldridge (33) / S Newing (31*)	Vs. Edinburgh	MCA D Sun Grade	2019/20
45	2nd	W Aldridge (8) / R Aldridge (80*)	Vs. Donvale	MCA D Sun Grade	2019/20
59	3rd	S Newing (33) / F Newing (33)	Vs. Melbourne Ramblers	MCA D Sun Grade	2019/20
100*	4th	R Aldridge (80*) / J Sadler (36*) / J Watson (6*)	Vs. Carnegie	MCA D Sun Grade	2019/20
63	5th	S Newing (23) / PT Holt (54)	Vs. Burnley CYMS	MCA D Sun Grade	2019/20
52	6th	S Newing (68) / R Aldridge (15)	Vs. Thornbury Turf Stokers	MCA D Sun Grade	2019/20
25	7th	PT Holt (54) / P Pemmaraju (24)	Vs. Burnley CYMS	MCA D Sun Grade	2019/20
44	8th	P Pemmaraju (24) / J Corrigan (22*)	Vs. Burnley CYMS	MCA D Sun Grade	2019/20
41	9th	R Aldridge (46) / M Ryan (35)	Vs. Melbourne Ramblers	MCA D Sun Grade	2019/20§
22	10th	M Ryan (35) / L Hopcraft (3*)	Vs. Melbourne Ramblers	MCA D Sun Grade	2019/20§

## **OTHER PARTNERSHIPS OF 100 AND OVER**

170*	1st	BP Maplestone (101*) / G. Whitson (45*)	Vs. Aberfeldie Park	North E	4th Eleven	1998/99
161	1st	JD Cofield (110) / SA Jones (42)	Vs. Flemington	North D1	4th Eleven	2006/07
141	1st	D. Heddle (71) / J Murtagh (84*)	Vs. Flemington Colts	MCA A Grade	1st Eleven	2017/18
141	1st	JG Pearce (49) / M Grose (83)	Vs. Indigos	MCA B Grade	3rd Eleven	2018/19
137	1st	IJ Robertson (112*) / W Mwayenga (67)	Vs. Carnegie	MCA C Grade	4th Eleven	2008/09
136	1st	E. Muscella (59) / ID Graham (54)	Vs. Old Paradians	North C	3rd Eleven	1983/84
136	1st	DJ Dewey (82) / AJ Steward (73)	Vs. Carnegie	MCA C Grade	3rd Eleven	2009/10
135	1st	W Daniell (74) / G Diciro (50)	Vs. Indigos	MCA A Reserve	2nd Eleven	2014/15
131	1st	SPB Ovenden (99) / DJ Haines (46)	Vs. Royal Park / Brunswick	North C2	4th Eleven	2003/04
130	1st	MC Trotter (52) / AF Focken (86)	Vs. Altona North	Senior A2	2nd Eleven	1997/98
127	1st	G. Gamble (56) / JD Cofield (67)	Vs. Ajax	North D	3rd Eleven	1991/92
126	1st	JE Moran (106) / DP Biggs (36)	Vs. Glenroy Amateurs	Senior A1	1st Eleven	2002/03

125	1st	TJ Young (64) / L Mitchell (67)	Vs. Royal Park / Brunswick	VTCA T20	T20 Eleven	2013/14
122	1st	SA Jones (45) / PJ Carroll (122*)	Vs. Seddon	North C2	4th Eleven	2002/03
122	1st	SB Crimmins (66) / PG Sinclair (52)	Vs. Glenroy Amateurs	Senior A1	1st Eleven	2001/02
117	1st	DJ Haines (39) / DA Lane (88)	Vs. Spotswood	North C1	3rd Eleven	2000/01
117	1st	AJ Steward (53) / MJ Perkins (90)	Vs. Monash University	MCA D Grade	4th Eleven	2015/16
115	1st	R. Jones (64) / PT Wayman (46)	Vs. St. Bernards	North A	1st Eleven	1981/82
114	1st	JG Pearce (66*) / DS Pizzey (41)	Vs. Sacred Heart	MCA C Grade	3rd Eleven	2014/15
113	1st	RE Chapman (40) / JP Iverson (52)	Vs. Spotswood	North D	3rd Eleven	1989/90
111	1st	SJ Womersley (68) / BA Coffey (40)	Vs. Glenroy	North A	1st Eleven	1993/94
110	1st	AR Hodder (48) / DP Biggs (75)	Vs. Parkville District	North A2	2nd Eleven	1995/96
110	1st	J. Davies (47) / RR Gratton (54)	Vs. Werribee	North D	3rd Eleven	1979/80
109	1st	DP Biggs (46) / DJ Skate (64)	Vs. Chelsea	Senior Div	1st Eleven	2005/06
107	1st	AF Focken (38) / IJ Robertson (57)	Vs. Parkville District	North C	3rd Eleven	1998/99
107	1st	JE Moran (94) / AR Paulett (34)	Vs. Highett	Senior A1	1st Eleven	1999/00
107	1st	IJ Robertson (69) / RM Dwyer (19)	Vs. Melbourne City	MCA C Grade	3rd Eleven	2012/13
106	1st	G. Gamble (24) / P. Bragagnolo (64)	Vs. State Bank	North B	2nd Eleven	1989/90
106	1st	GA Anderson (27) / DP Biggs (72)	Vs. Keilor	North A2	2nd Eleven	1994/95
105	1st	D. Moloney (70) / JH Ryan (29)	Vs. Newport East	North C	3rd Eleven	1992/93
105	1st	D. Heddle (68) / E Miller (69)	Vs. Monash University	MCA A Grade	1st Eleven	2016/17
103	1st	DJ Skate (62) / AJ Ross (55)	Vs. Carnegie	MCA C Grade	3rd Eleven	2019/20
103	1st	KE Sutherland (64) / RL Marks (54)	Vs. Williamstown CYMS	Senior Div	1st Eleven	2009/10
103	1st	MJ Perkins (50*) / JG Pearce (76)	Vs. Burnley CYMS	MCA D Grade	4th Eleven	2013/14
103	1st	CM Brown (56) / AR Paulett (66)	Vs. Royal Park / Brunswick	Senior A2	2nd Eleven	1996/97
102	1st	AJ Steward (65) / DJ Dewey (52)	Vs. Parkville District	MCA C Grade	3rd Eleven	2009/10
101	1st	DJ Dewey (43) / AJ Steward (47)	Vs. Parkville District	MCA C Grade	3rd Eleven	2009/10
101	1st	GH Perraton (54) / S. Hibbert (45)	Vs. La Trobe University	North A	1st Eleven	1984/85
101	1st	M Rush (59) / T Patterson (51)	Vs. Barnawartha North	MCA D Grade	4th Eleven	2012/13
163	2nd	JT Altus (105) / RG Degnan (60)	Vs. Old Paradians	North C2	4th Eleven	2002/03
160	2nd	PT Sinclair (97) / G. Gamble (53)	Vs. Flemington Kensington	North D	3rd Eleven	1991/92#
154	2nd	GP Smith (42) / BJJ O'Reilly (103)	Vs. Old Essendon Grammar	North C	3rd Eleven	1994/95
151	2nd	DG Wooles (74) / BJ Wild (90)	Vs. Sunshine YCW	North C1	3rd Eleven	1999/00
146	2nd	D Heddle (60) / TR Watson (75)	Vs. Power House	MCA A Reserve	2nd Eleven	2016/17
151	2nd	DA Blake (82) / DA Lane (69)	Vs. Seddon	North C1	3rd Eleven	2000/01
143	2nd	J McCartney (71) / Y Iqbal (79)	Vs. Carnegie	MCA A Grade	1st Eleven	2014/15
138	2nd	IJ Robertson (94) / OB Jones (64)	Vs. Maccabi Ajax	MCA C Grade	3rd Eleven	2011/12
127	2nd	BT Usher (40) / P. Bragagnolo (84)	Vs. Newport East	North B	2nd Eleven	1989/90
127	2nd	E Smith (88) / E Miller (62)	Vs. Monash Uni	MCA A Grade	1st Eleven	2015/16
123	2nd	AN Skate (79) / RL Marks (61)	Vs. Melbourne High School Old Boys	South Div	1st Eleven	2010/11
123	2nd	G Dicio (72) / AN Skate (57*)	Vs. Parkville Districts	MCA A Reserve	2nd Eleven	2016/17
119	2nd	JG Pearce (76) / TR Watson (79)	Vs. Ashwood	MCA B Grade	3rd Eleven	2018/19
118	2nd	PG Sinclair (63) / SJ Womersley (69*)	Vs. Watsonia	Senior A1	1st Eleven	1996/97
118	2nd	ID Graham (70) / LJ Aylward (46)	Vs. La Trobe University	North B	2nd Eleven	1980/81
117	2nd	DJ Skate (84) / JG Pearce (26*)	Vs. Melbourne Falcons	MCA B Grade	3rd Eleven	2017/18
117	2nd	A Avraam (86) / TR Watson (49)	Vs. Royal Park Reds	MCA A Reserve	2nd Eleven	2018/19
115	2nd	TJ Collits (59) / LJ Clancy (47)	Vs. Ajax	North D	3rd Eleven	1987/88
114	2nd	W Daniell (180*) / PG Sinclair (28)	Vs. Burnley CYMS	MCA D Grade	4th Eleven	2014/15
114	2nd	RJ Phelps (57) / LA La Fontaine (56)	Vs. South Yarra	MCA D Grade	5th Eleven	2015/16



113	2nd	M Grose (54) / R Parker (80)	Vs. Powerhouse	MCA C Grade	3rd Eleven	2019/20
113	2nd	AJ Sharrock (46) / AF Morrison (108*)	Vs. Newport East	Senior A2	2nd Eleven	1997/98
110	2nd	BJJ O'Reilly (86) / J Challis (40)	Vs. State Bank	North A	1st Eleven	1987/88
110	2nd	DM Gallagher (82) / DL Callinan (56)	Vs. Reds	MCA D Grade	4th Eleven	2009/10
108	2nd	CJ Markwell (69) / D Vaughan (75)	Vs. Sacred Heart	MCA D Grade	5th Eleven	2017/18
105	2nd	ID Graham (48) / B. Fry (60)	Vs. Werribee	North B	2nd Eleven	1981/82
105	2nd	GH Perraton (50) / CW Hudson (45)	Vs. La Trobe University	North B	2nd Eleven	1985/86
105	2nd	D Heddle (57) / E Smith (59*)	Vs. Burnley CYMS	MCA A Grade	1st Eleven	2015/16
100	2nd	DP Biggs (47) / DG Wright (68)	Vs. Mentone	Senior Div	1st Eleven	2004/05
100	2nd	ZA Cameron (44) / DJ Tettman (55)	Vs. Williamstown CYMS	Senior 2nds	2nd Eleven	2009/10
100	2nd	A Avraam (47) / SB Crimmins (60)	Vs. Sacred Heart	MCA B Grade	3rd Eleven	2016/17
179	3rd	PG Sinclair (102) / SJ Womersley (107*)	Vs. Old Essendon Grammarians	Senior A1	1st Eleven	1996/97
150	3rd	M Porter (72) / DJ Skate (89)	Vs. Indigos	MCA A Reserve	2nd Eleven	2018/19
148	3rd	Y Iqbal (161) / JS Godrich (65)	Vs. Parkville Districts	MCA A Grade	1st Eleven	2014/15
147	3rd	JD Cofield (100*) / PJ Hodgson (70)	Vs. Old Paradians	North C1	3rd Eleven	2001/02
133	3rd	GB Hotton (38) / PA Dudderidge (86)	Vs. Glenroy Amateurs	North A	1st Eleven	1992/93
132	3rd	B. Fry (44) / GH Perraton (86)	Vs. Old Essendon Grammarians	North A	1st Eleven	1978/79
128	3rd	DA Clements (120) / DP Biggs (59)	Vs. Seddon	Senior A2	2nd Eleven	2000/01
123	3rd	PF Staindl (67) / LJ Clancy (51)	Vs. Royal Park Brunswick	North D	3rd Eleven	1985/86
123	3rd	AR Paulett (70) / W. Mwayenga (78)	Vs. Tullamarine	North Div	1st Eleven	2011/12
122	3rd	DJ Shirley (73) / IJ Robertson (54)	Vs. Old Essendon Grammarians	North C2	3rd Eleven	2003/04
122	3rd	J Sadler (51) / DS Pizzey (82)	Vs. Gunbower United	MCA C Grade	4th Eleven	2018/19
121	3rd	AM Brodie (68) / BJ Wild (62)	Vs. Seddon	Senior A2	2nd Eleven	2001/02
120	3rd	J Perkins (102) / GD Banova (31)	Vs. South Yarra	MCA C Grade	4th Eleven	2018/19
119	3rd	GH Moloney (74) / C. Macrae (45)	Vs. Highett	Senior Div	1st Eleven	1973/74
118	3rd	AM Brodie (79) / AJ Fowler (74*)	Vs. Melbourne High School Old Boys	Snr Central	2nd Eleven	2005/06
117*	3rd	Y Iqbal (77*) / JS Godrich (51*)	Vs. South Yarra	MCA A Grade	1st Eleven	2014/15
117	3rd	E Miller (33) / Y Iqbal (89)	Vs. South Yarra	MCA A Grade	1st Eleven	2014/15
113	3rd	GH Perraton (66) / B. Fry (40)	Vs. Old Paradians	North A	1st Eleven	1978/79
110	3rd	DP Biggs (78) / AM Brodie (72)	Vs. Royal Park Brunswick	Senior A1	1st Eleven	2002/03
109	3rd	SJ Johnson (54*) / RL Marks (56)	Vs. Royal Park Brunswick	North	1st Eleven	2012/13
107	3rd	D Heddle (43*) / S Rana (67)	Vs. Yarra United	MCA A Grade	1st Eleven	2019/20
107	3rd	L. Tennant (35) / X. Tanner (66)	Vs. Royal Park Brunswick	North A	1st Eleven	1983/84
106	3rd	L Mitchell (167*) / J Lane (26)	Vs. Seddon	North A2	2nd Eleven	2013/14
106	3rd	M Porter (65) / DJ Skate (71)	Vs. Indigos	MCA A Reserve	2nd Eleven	2018/19
103	3rd	A Sriram (66*) / O Panozzo (49)	Vs. Flemington	MCA C North	4th Eleven	2019/20
103	3rd	SJ Womersley (60) / JA Henry (52)	Vs. Beaumaris	Senior A1	1st Eleven	1997/98
102	3rd	MD Hotton (45) / MJ McIntosh (57)	Vs. Williamstown CYMS	Senior Div	1st Eleven	2009/10
101	3rd	PJ O'Dwyer (57) / AR Hodder (38)	Vs. Strathmore	North A2	2nd Eleven	1994/95
101	3rd	TJ Young (52) / L Mitchell (55)	Vs. Sunshine Druids	North A1	1st Eleven	2013/14
100	3rd	GP Wriedt (58) / PA Dudderidge (28)	Vs. Hoppers Crossing	North A	1st Eleven	1992/93
100	3rd	GH Moloney (84) / TD Woolcock (16)	Vs. Frankston	Senior Div	1st Eleven	1973/74
100	3rd	Y Iqbal (130) / C Courtney (45)	Vs. Burnley CYMS	MCA A Grade	1st Eleven	2014/15#
100	3rd	D Heddle (89) / W Madden (67)	Vs. Sacred Heart	MCA A Grade	1st Eleven	2018/19
156	4th	TJ Young (114) / B Matthews (79*)	Vs. St Andrews	North A1	1st Eleven	2013/14
145	4th	SB Crimmins (74) / IR Gilbert (101*)	Vs. Sunshine United	Senior A2	2nd Eleven	2002/03§
137	4th	J. Farrell (56) / AJ Sharrock (69)	Vs. Hoppers Crossing	North A1	1st Eleven	1995/96§

136	4th	SJ Chappell (64) / A Langmaid (89)	Vs. Seddon	North C2	3rd Eleven	2007/08
135	4th	KP Steinmuller (117) / GC Down (29)	Vs. Yarraville Club	North C2	4th Eleven	2002/03
133	4th	AJ Sharrock (49) / BJJ O'Reilly (69)	Vs. Flemington Kensington	North A2	2nd Eleven	1995/96
129	4th	CA Hutton (65) / DA Harris (63)	Vs. Old Paradians	North E	4th Eleven	1998/99
122	4th	J. Rubio (37) / G. Scott (81)	Vs. North Carlton	North D	3rd Eleven	1979/80
120	4th	PJ O'Dwyer (71) / MC Trotter (63)	Vs. Aberfeldie	North B1	3rd Eleven	1996/97
118	4th	L Mitchell (167*) / G Arnold (23)	Vs. Seddon	North A2	2nd Eleven	2013/14
117	4th	T Talwar (57) / KDK Silva (71*)	Vs. YP McAlister	MCA D Sunday	6th Eleven	2019/20
114	4th	KD Silva (134) / J Douglas (22)	Vs. South Yarra	MCA D Grade	5th Eleven	2015/16
110	4th	GH Moloney (57) / P. Wayman (48)	Vs. Brunswick District	Senior Div	1st Eleven	1973/74
109*	4th	AM Brodie (33*) / PJ Hodgson (79*)	Vs. Sunshine United	Senior A1	1st Eleven	2002/03§
108	4th	GH Moloney (52) / RR Gratton (49)	Vs. Spotswood	North C	3rd Eleven	1984/85
107	4th	B. Fry (52) / N. Challis (51)	Vs. Carnegie	Senior 2nds	2nd Eleven	1977/78
106	4th	N Demelis (102) / LR McBrien (36)	Vs. Footscray United	North Seconds	2nd Eleven	2012/13
106	4th	DM Kirby (85) / AJ Waddell (44)	Vs. Hoppers Crossing	North C2	4th Eleven	2000/01
105	4th	C Courtney (76) / Cal Kent (45)	Vs. Coles Sharks	MCA A Reserve	2nd Eleven	2014/15§
104	4th	GH Moloney (64) / C. Macrae (37)	Vs. Glenhuntly	Senior Div	1st Eleven	1974/75
104*	4th	PT Wayman (56) / CT Smith (46)	Vs. Flemington Kensington	North A	1st Eleven	1980/81
102	4th	SJ Womersley (103*) / AJ Sharrock (49)	Vs. Altona North	Senior A1	1st Eleven	1997/98
101	4th	G Preston (34) / BJJ O'Reilly (91)	Vs. Spotswood	North A	1st Eleven	1986/87
100	4th	R Woodburn (68) / W Mott (80)	Vs. Yarra United	MCA A Grade	1st Eleven	2016/17
167*	5th	SG Moloney (107) / CT Smith (55)	Vs. Flemington Kensington	North A	1st Eleven	1986/87
165	5th	BL Gunn (104) / R. Kelly (53)	Vs. Flemington Kensington	North B	2nd Eleven	1985/86
163	5th	BJJ O'Reilly (95) / X. Tanner (66)	Vs. Kensington District	North A	1st Eleven	1984/85
137	5th	S Noss (99*) / KD Silva (80)	Vs. Carnegie	MCA D Grade	5th Eleven	2015/16§
130	5th	SG Moloney (50) / LG Myles (76)	Vs. South Yarra	North A1	1st Eleven	1994/95
128	5th	B. Wayman (65) / L. Tennant (56)	Vs. Old Paradians	North A	1st Eleven	1983/84
124*	5th	GH Moloney (79) / R. Nicholson (53)	Vs. Royal Park	Senior Div	1st Eleven	1974/75
123	5th	Y Iqbal (132) / JS Godrich (55)	Vs. Yarra United	MCA A Grade	1st Eleven	2014/15
122*	5th	DA Lane (121*) / SPB Ovenden (58*)	Vs. Parkville District	North E	4th Eleven	1998/99
120	5th	PT Wayman (64) / W. Parker (51)	Vs. Kensington United	North A	1st Eleven	1979/80
119*	5th	JD Cofield (141*) / BJ Wild (50*)	Vs. Albion	North C1	3rd Eleven	1999/00
118	5th	R. Jakobi (53) / GH Perraton (62)	Vs. Newport	North A	1st Eleven	1979/80
113	5th	SB Crimmins (93) / PJ O'Dwyer (52*)	Vs. Parkville District	North C	3rd Eleven	1998/99
112	5th	BP Maplestone (88) / NJ Merrigan (17)	Vs. Aberfeldie	North C2	4th Eleven	2005/06
110	5th	SA Liuzzi (77) / GC Down (29*)	Vs. Spotswood	North C2	4th Eleven	2002/03
108	5th	A Kayser (79) / N Demelis (70)	Vs. Flemington Colts	MCA A Reserve	2nd Eleven	2015/16#
107	5th	BJJ O'Reilly (72) / GH Moloney (35)	Vs. Newport East	North A	1st Eleven	1981/82#
106	5th	JG Pearce (54) / AR Paulett (68)	Vs. Chelsea	Senior A2	2nd Eleven	2001/02
103	5th	GH Moloney (46) / R. Nicholson (55)	Vs. Brunswick United	Snr. Div	1st Eleven	1974/75
101*	5th	DM Kirby (102*) / JD Cofield (59*)	Vs. Spotswood	North C	3rd Eleven	1998/99
101	5th	TD Woolcock (38) / B. Lake (57)	Vs. Glenhuntly	Snr. Div	1st Eleven	1972/73
101	5th	M. Birch (34) / TD Woolcock (55)	Vs. Old Essendon Grammar	North B	2nd Eleven	1978/79
100	5th	PJ O'Dwyer (38) / CT Smith (56)	Vs. South Yarra	North B	2nd Eleven	1992/93
115*	6th	BJJ O'Reilly (63) / E. Muscella (45)	Vs. Newport East	North A	1st Eleven	1984/85
108	6th	GH Moloney (29) / A. Smith (73)	Vs. Royal Park Brunswick	North D	3rd Eleven	1988/89
106	6th	SG Moloney (66) / LG Myles (35)	Vs. Hoppers Crossing	North A1	1st Eleven	1995/96

105	6th	IJ Robertson (102) / MR Theobald (24)
102	6th	KD Silva (107) C Markwell (10)
130*	7th	CT Smith (52) / R. Kelly (73)
118	7th	N. McRae (55) / BL Gunn (57)
117	8th	KR Spargo (45) / GH Moloney (70)
100	9th	RD Clancy (70) / A. Aylward (23)

Vs. Sacred Heart
Vs. Reds
Vs. Kensington District
Vs. Nth Caulfield Glenhuntly
Vs. Seddon
Vs. Newport

MCA D Grade	4th Eleven	2009/10
MCA C North	4th Eleven	2016/17
North B	2nd Eleven	1985/86
Senior 2nds	2nd Eleven	1976/77
North A	1st Eleven	1981/82
North B	2nd Eleven	1987/88

# Indicates a GF, ^ Denotes a Preliminary Final, § Denotes a Semi Final



David Pizzey and Jack Perkins broke the Club partnership record for any wicket when the put on 318 for the first wicket against Flemington in the 4<sup>th</sup> X1 this season. David finished 161\* whilst Jack made 159.

# YOULDEN PARKVILLE CRICKET CLUB Inc.

## THE JOHN T. RACKSTRAW HONOUR BOARD

SEASON	1ST ELEVEN				2ND ELEVEN				3RD ELEVEN			
	BATTING		BOWLING		BATTING		BOWLING		BATTING		BOWLING	
1972-73	GH MOLONEY	(58.1)	MJ NICHOLLS	(12.7)	D LOCKHART	(26.3)	A O'SHEA	(12.6)	Graeme GREEVES	(31.8)	G CROSBY	(15.7)
1973-74	GH MOLONEY	(39.1)	PT WAYMAN	(15.6)	G LENNOX	(15.6)	A O'SHEA	(16.0)	D LOCKHART		Graeme GREEVES	
1974-75	GH MOLONEY	(39.3)	PT WAYMAN	(12.9)	T HARRINGTON	(40.0)	N McRAE	(24.4)	G OSBORNE	(18.4)	G OSBORNE	(13.3)
1975-76	ID GRAHAM	(32.5)	TD WOOLCOCK	(13.9)	RD BURNELL	(32.2)	N CHALLIS	(13.8)	N JENKINS	(13.0)	RC SEIDEL-DAVIES	(15.4)
1976-77	G LENNOX	(25.7)	R BOXHALL	(15.8)	BL GUNN	(31.6)	N McRAE	(12.9)	T HARRINGTON	(23.1)	R STUBBS	(7.5)
1977-78	GH MOLONEY	(40.0)	M PARKER	(13.0)	BL GUNN	(21.9)	MJ NICHOLLS	(12.8)	JT RACKSTRAW	(14.7)	Gary GREEVES	(14.7)
1978-79	GH PERRATON	(30.9)	W PARKER	(12.4)	EK COFFEY	(20.5)	P CASSELL	(13.0)	Gary GREEVES	(19.9)	Gary GREEVES	(7.3)
1979-80	W PARKER	(34.7)	W PARKER	(10.5)	M HIBBERT	(36.6)	G PRESTON	(9.5)	RR GRATION	(39.3)	I HILL	(6.2)
1980-81	PT WAYMAN	(69.3)	G PRESTON	(18.2)	ID GRAHAM	(27.3)	TD WOOLCOCK	(19.9)	PR PHILLIPS	(19.6)	T McCULLOUGH	(12.6)
1981-82	GH MOLONEY	(55.6)	PT WAYMAN	(12.8)	CT SMITH	(32.8)	I HILL	(15.5)	M DOOLAN	(26.3)	T McCULLOUGH	(12.3)
1982-83	PT WAYMAN	(42.3)	JL WOOD	(23.4)	B WAYMAN	(37.7)	A PITSON	(12.9)	M RYAN	(38.0)	J GRANT	(11.4)
1983-84	X TANNER	(32.5)	JL WOOD	(16.2)	GH PERRATON	(29.7)	G PRESTON	(11.5)	J RUBIO	(25.8)	SG MOLONEY	(12.4)
1984-85	X TANNER	(50.8)	KR SPARGO	(15.2)	ID GRAHAM	(23.6)	A WEBSTER	(21.4)	RR GRATION	(35.0)	I HILL	(14.7)
1985-86	T CARR	(39.3)	JL WOOD	(15.0)	R KELLY	(50.8)	SK CARROLL	(15.6)	RR GRATION	(26.5)	I HILL	(17.4)
1986-87	BJJ O'REILLY	(32.2)	KM WRIEDT	(15.7)	B FRY	(15.8)	RW LETHBORG	(14.7)	PR PHILLIPS	(31.8)	I HILL	(10.2)
1987-88	SG MOLONEY	(27.4)	G PRESTON	(20.8)	A AYLWARD	(15.2)	C TEMPLETON	(21.9)	RR GRATION	(22.0)	S TALMAGE	(17.2)
1988-89	SG MOLONEY	(26.4)	SG MOLONEY	(17.1)	PR PHILLIPS	(34.1)	SK CARROLL	(13.5)	G GAMBLE	(28.7)	VP JONES	(18.1)
1989-90	B CARTER	(27.1)	SG MOLONEY	(12.4)	P BRAGAGNOLO	(43.0)	KR SPARGO	(19.1)	JP IVERSON	(23.8)	J MAGILL	(10.8)
1990-91	T McPHEE	(21.8)	SJ EGAN	(17.1)	MG MALATT	(25.0)	KR SPARGO	(10.2)	C SKIDMORE	(23.6)	JJ O'CONNOR	(15.3)
1991-92	PA DUDDERIDGE	(30.8)	SK CARROLL	(16.5)	KR SPARGO	(32.7)	A AYLWARD	(16.3)	PT SINCLAIR	(42.2)	VP JONES	(9.9)
1992-93	PA DUDDERIDGE	(27.3)	DS BAKER	(15.6)	CT SMITH	(28.1)	VP JONES	(14.8)	D MOLONEY	(27.2)	AJ STEWARD	(19.0)
1993-94	BA COFFEY	(25.8)	JF TIERNEY	(16.5)	RJ TIERNEY	(71.2)	SK CARROLL	(15.0)	A AYLWARD	(41.7)	SR BIGGS	(14.2)
1994-95	SG MOLONEY	(34.3)	PG SINCLAIR	(19.0)	DP BIGGS	(52.4)	BJ MAXWELL	(18.4)	BJJ O'REILLY	(41.0)	KR SPARGO	(11.7)
1995-96	AJ SHARROCK	(32.1)	SJ EGAN	(9.6)	DP BIGGS	(31.9)	AF FOCKEN	(12.3)	AJ STEWARD	(20.3)	SP WHITESIDE	(14.2)
1996-97	SJ WOMERSLEY	(45.2)	JE MORAN	(14.5)	DP BIGGS	(24.1)	A MAZZONI	(17.3)	PJ O'DWYER	(19.9)	AJ STEWARD	(13.6)
1997-98	SJ WOMERSLEY	(48.7)	TF APPEL	(14.8)	AF FOCKEN	(31.0)	D DUTTON	(12.7)	CM BROWN	(39.8)	MJ WEDDING	(13.2)
1998-99	SJ WOMERSLEY	(25.8)	TFX STONEY	(13.6)	MC TROTTER	(25.9)	SJ SQUIRE	(12.9)	DA BLAKE	(22.1)	D ZANELLA	(10.9)
1999-2000	JM KREUTZBERGER	(28.1)	AH PHILLIPS	(17.3)	GA ANDERSON	(24.0)	SD VANCE	(11.3)	JD COFIELD	(51.6)	PJ O'DWYER	(13.6)
2000-01	JE MORAN	(21.4)	JE MORAN	(14.8)	BJ WILD	(33.7)	BP MAPLESTONE	(12.6)	SC MAJOR	(46.5)	CA COWLAND	(11.6)
2001-02	DG WRIGHT	(30.1)	JE MORAN	(13.2)	JD COFIELD	(35.7)	JG PEARCE	(10.1)	SPB OVENDEN	(20.1)	AJ STEWARD	(14.4)
2002-03	AM BRODIE	(50.4)	DG WRIGHT	(10.8)	SB CRIMMINS	(64.7)	DS BAKER	(11.0)	SC MAJOR	(21.6)	CA COWLAND	(20.9)
2003-04	DG WRIGHT	(34.6)	JE MORAN	(16.7)	CM SINCLAIR	(37.7)	KJ RODGERS	(15.3)	AC SCOTT	(19.6)	MA STRINGER	(16.9)
2004-05	DG WRIGHT	(28.6)	AH PHILLIPS	(20.2)	IK KALUBOVILA	(16.2)	DS BAKER	(12.6)	AC SCOTT	(26.9)	AJ STEWARD	(11.3)
2005-06	DJ SKATE	(29.8)	DJ SKATE	(11.7)	MJ McINTOSH	(42.5)	MA STRINGER	(19.0)	DP WALSHE	(23.8)	DP WALSHE	(19.8)
2006-07	AN SKATE	(35.0)	SJ MATTHEWS	(17.2)	DS BAKER	(21.7)	MA STRINGER	(16.1)	AJ STEWARD	(19.0)	AJ STEWARD	(13.1)
2007-08	BA COFFEY	(29.4)	SJ MATTHEWS	(14.4)	MJ O'KEEFE	(40.0)	MA STRINGER	(17.1)	DJ DEWEY	(24.9)	AJ STEWARD	(13.7)
2008-09	DJ SKATE	(38.3)	AH PHILLIPS	(16.0)	DT VOGELS	(37.3)	MA STRINGER	(17.5)	S ANCHEN	(18.9)	MR SMITH	(18.7)
2009-10	MD HOTTON	(28.1)	RL MARKS	(23.6)	J D'ALESSANDRO	(22.9)	MA STRINGER	(26.3)	IJ ROBERTSON	(50.7)	SG HERBERT	(13.9)
2010-11	AN SKATE	(24.5)	W MWAYENGA	(19.2)	IJ ROBERTSON	(19.0)	AH PHILLIPS	(21.5)	RM RANAWEERA	(22.0)	KD SILVA	(13.4)
2011-12	W MWAYENGA	(31.0)	W MWAYENGA	(17.9)	AH PHILLIPS	(20.8)	AJ STEWARD	(24.2)	IJ ROBERTSON	(38.4)	S NANDURY	(9.1)



# YOULDEN PARKVILLE CRICKET CLUB Inc.

## THE JOHN T. RACKSTRAW HONOUR BOARD (cont)

SEASON	1ST ELEVEN (cont)				2ND ELEVEN (cont)				3RD ELEVEN (cont)			
	BATTING		BOWLING		BATTING		BOWLING		BATTING		BOWLING	
2012-13	S JOHNSON	(24.3)	W MWAYENGA	(21.4)	N DEMELIS	(23.6)	AJ STEWARD	(20.3)	IJ ROBERTSON	(29.9)	P VENKATESH	(21.7)
2013-14	TJ YOUNG	(32.8)	MA STRINGER	(14.6)	LS MITCHELL	(35.4)	JP NORTH	(28.6)	W DANIELL	(46.5)	A CAIRNES	(13.8)
2014-15	Y IQBAL	(87.7)	J McARTNEY	(13.6)	B PROUD	(37.9)	DL BURLEY	(12.4)	JG PEARCE	(30.9)	CM CAIRNES	(6.1)
2015-16	J MATTHEWS	(34.3)	W MWAYENGA	(13.6)	N DEMELIS	(37.0)	K MITCHELL	(10.8)	JG PEARCE	(16.5)	M DICIERO	(11.8)
2016-17	R WOODBURN	(41.8)	I AZAM	(18.4)	T WATSON	(39.5)	SR AKHTAR	(16.4)	SB CRIMMINS	(34.5)	JG PEARCE	(10.9)
2017-18	J MURTAGH	(34.7)	G WEATHERALL	(16.2)	T KABIER	(24.4)	N DEMELIS	(19.7)	DJ SKATE	(54.9)	AH PHILLIPS	(13.3)
2018-19	D HEDDLE	(41.6)	MA STRINGER	(18.8)	DJ SKATE	(43.3)	N DEMELIS	(13.5)	M GROSE	(46.0)	A BAZAZ	(13.5)
2019-20	A AVRAAM	(44.7)	S RANA	(11.7)	AS SKATE	(23.0)	A KUMAR	(16.6)	R PARKER	(54.8)	A BAZAZ	(14.0)

SEASON	4TH ELEVEN				5TH ELEVEN				6TH ELEVEN			
	BATTING		BOWLING		BATTING		BOWLING		BATTING		BOWLING	
1998-99	DA LANE	(49.8)	AJ STEWARD	(11.0)								
1999-2000	PJ CARROLL	(20.6)	CA COWLAND	(11.5)								
2000-01	BJJ O'REILLY	(20.7)	MA STRINGER	(11.5)								
2001-02	BJJ O'REILLY	(45.8)	P VALPIED	(13.7)								
2002-03	KP STEINMULLER	(38.8)	ML MITCHELL	(13.5)								
2003-04	SPB OVENDEN	(29.0)	CA COWLAND	(16.1)								
2004-05	DA BLAKE	(33.0)	AS PEEBLES	(13.8)								
2005-06	CA COWLAND	(25.8)	CA COWLAND	(15.3)								
2006-07	SA JONES	(24.3)	E AMATO	(12.7)								
2007-08												
2008-09	IJ ROBERTSON	(54.7)	MJ MERRIGAN	(19.4)								
2009-10	MJ MERRIGAN	(14.4)	MJ MERRIGAN	(16.2)								
2010-11	RD CLANCY	(15.0)	MJ MERRIGAN	(11.2)								
2011-12	PT HOLT	(31.8)	MJ MERRIGAN	(13.1)								
2012-13	PG SINCLAIR	(43.3)	MJ MERRIGAN	(15.4)								
2013-14	MJ PERKINS	(26.2)	AJ CAMPBELL	(14.7)								
2014-15	RM DWYER	(14.4)	MT LEEDER	(12.3)								
2015-16	S NOSS	(48.8)	T MCGREGOR	(11.7)	DS PIZZEY	(30.9)	KD SILVA	(16.7)				
2016-17	MJ PERKINS	(13.6)	SG HERBERT	(16.3)	DS PIZZEY	(41.0)	KD SILVA	(10.2)				
2018-19	DS PIZZEY	(17.3)	EE PIZZEY	(11.9)	V MURPHY	(31.0)	T PAGLIANITI-ROBERTS	(14.1)	S PALERI	(51.7)	M REDDY	(9.9)
2018-19	J SADLER	(22.1)	B ANGLIN	(23.6)	I KHAN	(18.4)	S PEMMERAJU	(10.8)	AJ STEWARD	(33.3)	T TALWAR	(10.4)
2019-20	DS PIZZEY	(32.1)	M WATSON	(9.7)	V MURPHY	(15.6)	P PEMMERAJU	(11.5)	A SINGH	(28.7)	KD SILVA	(11.5)

SEASON	7TH ELEVEN				WOMENS 1ST TEAM				WOMENS 2ND TEAM			
	BATTING		BOWLING		BATTING		BOWLING		BATTING		BOWLING	
2019-20	R ALDRIDGE	(32.0)	F NEWING	(10.8)	K OFFER	(136.3)	M STONEHOUSE	(16.3)	N NCUBE	(46.3)	A COULSON-WIEGARD	(8.9)

# YOULDEN PARKVILLE CRICKET CLUB Inc.

## THE JOHN T. RACKSTRAW HONOUR BOARD (cont)

	BEST CLUBPERSON	CLUB CHAMPION	RISING STAR	PLAYERS AWARD
SEASON	TOM HARRINGTON MEMORIAL TROPHY	GEORGE MOLONEY JR. TROPHY	JUSTIN J. O'CONNOR MEMORIAL TROPHY	JOHN T. RACKTRAW MEDAL
1989-90	GH MOLONEY			
1990-91	KR SPARGO			
1991-92	JT RACKSTRAW	C CLISSOLD - 657 PTS		
1992-93	GC DOWN	PA DUDDERIDGE - 550 PTS		
1993-94	GC DOWN	BA COFFEY - 601 PTS		
1994-95	SJ EGAN	SG MOLONEY - 604 PTS		
1995-96	JT RACKSTRAW	SP WHITESIDE - 562 PTS		
1996-97	E ROBINSON	PG SINCLAIR - 509 PTS		
1997-98	GM SINCLAIR	SJ WOMERSLEY - 627 PTS		
1998-99	M SINCLAIR	D ZANELLA - 463 PTS	CA COWLAND	
1999-2000	G MYCONOS	JE MORAN - 485 PTS	SD VANCE	
2000-01	PJ MERRIGAN	JE MORAN - 597 PTS	MJ MCINTOSH	
2001-02	PJ MERRIGAN	JG PEARCE - 623 PTS	IR GILBERT	
2002-03	GA ANDERSON	AM BRODIE - 634 PTS	DA JACKSON	
2003-04	DA BLAKE	DG WRIGHT - 549 PTS	ME KERR	
2004-05	AH PHILLIPS	DG WRIGHT - 517 PTS	AS PEEBLES	
2005-06	GA ANDERSON	DJ SKATE - 620 PTS	AN SKATE	DJ SKATE
2006-07	AH PHILLIPS	MA STRINGER - 672 PTS	LA LA FONTAINE	MA STRINGER
2007-08	PG SINCLAIR	AJ STEWARD - 566 PTS	ND ROSE	DJ SKATE
2008-09	G MYCONOS / AH PHILLIPS	IJ ROBERTSON - 585 PTS	KE SUTHERLAND	IJ ROBERTSON
2009-10	SD VANCE	DJ DEWEY - 562 PTS	AJ GREANEY	RL MARKS
2010-11	RM DWYER	RL MARKS - 378 PTS	JS GODRICH	W MWAYENGA
2011-12	MJ PERKINS	RL MARKS - 752 PTS	G & M DICIERO	W MWAYENGA
2012-13	MJ PERKINS	SJ JOHNSON - 548 PTS	J DOUGLAS	SJ JOHNSON
2013-14	CB ANDERSON	TJ YOUNG – 546 PTS	R DODSON	W MWAYENGA
2014-15	R DODSON	Y IQBAL – 982 PTS	E MILLER	Y IQBAL
2015-16	E MILLER	W MWAYENGA – 590 PTS	SR AKHTAR	W MWAYENGA
2016-17	S NEWING	DS PIZZEY – 468 PTS	W MOTT	DS PIZZEY
2017-18	AH PHILLIPS	B PROUD – 535 PTS	K RAJESH	S PALERI
2018-19	C BOYLE	N DEMELIS – 566 PTS	A AVRAAM	AJ STEWARD
2019-20	DS PIZZEY	KDK SILVA – 719 PTS	D JONES	KDK SILVA

	JUNIOR VOLUNTEER AWARD	CLUB CHAMPION	PLAYERS AWARD
SEASON	ALICIA BLAY MEMORIAL TROPHY	PAUL SINCLAIR TROPHY	LESLEY RHODES MEDAL
2017-18	B & Y JOHNSON		
2018-19	R & T ALDRIDGE		
2019-20	H SANDPEARL	K OFFER – 520 PTS	K OFFER

# 2019-20 FINAL LADDER POSITIONS

## First X1 – MCA A Grade

Rank	Team	P	W2	W1	D	L1	L2	WKTS LOST	RUNS FOR	WKTS TAKEN	RUNS AGST	Points
1	South Yarra #	14	2	7	2	3	0	104	2241	131	1990	44
2	Parkville District %	15	0	9	4	2	0	78	1675	111	1652	42
<b>3</b>	<b><u>Youlden Parkville</u></b>	<b>14</b>	<b>0</b>	<b>8</b>	<b>3</b>	<b>3</b>	<b>0</b>	<b>102</b>	<b>2281</b>	<b>126</b>	<b>2036</b>	<b>38</b>
4	Yarra-United	15	2	4	3	5	1	133	2573	151	2425	35
5	Flemington	14	1	3	3	6	1	110	1758	116	2145	24
6	Sacred Heart	15	0	5	3	6	1	136	2002	109	1877	22
7	National	15	1	2	2	9	1	155	2206	116	2319	16
8	Indigos	14	0	3	2	7	2	137	1754	95	2046	15

## Second X1 – MCA A Reserve

Rank	Team	P	W2	W1	D	L1	L2	WKTS LOST	RUNS FOR	WKTS TAKEN	RUNS AGST	Points
1	Royal Park Reds %	15	2	6	4	3	0	75	1744	120	1787	41
2	Parkville District	16	0	9	5	2	0	92	1810	109	1664	40
3	Indigos #	21	0	10	6	5	0	115	2285	129	1956	38
4	South Yarra	16	0	8	4	4	0	92	1669	108	1896	35
5	Flemington Colts	15	0	6	3	6	0	97	1965	95	1831	26
<b>6</b>	<b><u>Youlden Parkville</u></b>	<b>15</b>	<b>0</b>	<b>3</b>	<b>4</b>	<b>7</b>	<b>1</b>	<b>111</b>	<b>1936</b>	<b>100</b>	<b>1993</b>	<b>20</b>
7	Burnley CYMS	17	1	1	6	9	0	114	1888	102	1919	19
8	Flemington	15	0	1	4	8	2	131	1560	64	1811	11

## Third X1 - MCA C Grade

Rank	Team	P	W2	W1	D	L1	L2	WKTS LOST	RUNS FOR	WKTS TAKEN	RUNS AGST	Points
1	South Yarra	20	0	11	7	2	0	96	1668	125	1520	58
<b>2</b>	<b><u>Youlden Parkville %</u></b>	<b>20</b>	<b>0</b>	<b>9</b>	<b>4</b>	<b>7</b>	<b>0</b>	<b>116</b>	<b>2252</b>	<b>151</b>	<b>2203</b>	<b>44</b>
3	Carnegie	20	0	9	4	7	0	136	2579	147	2336	44
4	Power House #	20	1	8	3	8	0	158	2552	173	2484	44
5	Sacred Heart	20	0	7	6	7	0	130	1986	106	1776	40
6	Flemington	20	0	7	5	7	1	146	1827	132	1965	37
7	Melbourne City	20	0	6	6	8	0	145	1950	134	1924	36
8	Melbourne Falcons	20	0	3	3	14	0	156	1988	115	2594	18

## Fourth X1 - MCA C North Grade

Rank	Team	P	BYE	W1	D	L1	L2	WKTS LOST	RUNS FOR	WKTS TAKEN	RUNS AGST	Points
1	National	20	1	9	5	5	0	101	1837	132	1805	56
2	La Trobe CBD #	20	1	9	7	3	0	107	2365	121	1575	50
3	Indigos %	20	0	10	6	4	0	107	1815	105	1792	50
<b>4</b>	<b><u>Youlden Parkville</u></b>	<b>20</b>	<b>0</b>	<b>10</b>	<b>4</b>	<b>6</b>	<b>0</b>	<b>134</b>	<b>2298</b>	<b>153</b>	<b>1768</b>	<b>48</b>
5	Moonee Valley	20	0	10	1	9	0	115	2235	169	2351	46
6	Royal Park Reds	20	0	8	5	7	0	122	2079	122	2069	42
7	Parkville District	20	0	3	5	12	0	133	1716	76	1931	20
8	Flemington	20	0	0	5	13	2	148	1374	89	2428	8

## Fifth X1 - MCA D Grade

Rank	Team	P	W2	W1	D	L1	L2	WKTS LOST	RUNS FOR	WKTS TAKEN	RUNS AGST	Points
1	Flemington Colts	20	0	11	7	2	0	81	1723	129	1598	58
2	South Yarra %	20	0	10	5	5	0	123	2436	123	2259	50
3	Emerald Hill	20	0	8	7	5	0	105	2095	113	1870	46
4	Barnawartha North #	20	0	9	3	8	0	142	2716	127	2331	42
5	Sacred Heart	20	0	7	6	7	0	111	1693	114	1959	40
6	Gunbower United	20	0	5	5	10	0	109	2131	112	2059	30
7	Reds	20	0	3	9	8	0	116	1917	95	2112	30
<b>8</b>	<b><u>Youlden Parkville</u></b>	<b>20</b>	<b>0</b>	<b>4</b>	<b>4</b>	<b>12</b>	<b>0</b>	<b>155</b>	<b>1821</b>	<b>129</b>	<b>2344</b>	<b>24</b>

# Denotes Premiers % Denotes Runners Up

## Sixth and Seventh X1s - MCA D Sunday

Rank	Team	P	W2	W1	D	L1	L2	WKTS LOST	RUNS FOR	WKTS TAKEN	RUNS AGST	Points
1	Donvale #	15	0	12	1	2	0	65	2391	120	2132	60
2	Flemington Colts	20	2	10	3	5	0	118	2459	190	2178	58
3	Melbourne Ramblers %	20	0	13	3	4	0	138	2534	156	2487	58
<b>4</b>	<b><u>Youlden Parkville McAlister</u></b>	<b><u>19</u></b>	<b><u>0</u></b>	<b><u>11</u></b>	<b><u>2</u></b>	<b><u>6</u></b>	<b><u>0</u></b>	<b><u>127</u></b>	<b><u>2380</u></b>	<b><u>125</u></b>	<b><u>2153</u></b>	<b><u>50</u></b>
<b>5</b>	<b><u>Youlden Parkville Ryder</u></b>	<b><u>20</u></b>	<b><u>0</u></b>	<b><u>9</u></b>	<b><u>2</u></b>	<b><u>9</u></b>	<b><u>0</u></b>	<b><u>181</u></b>	<b><u>2767</u></b>	<b><u>150</u></b>	<b><u>2347</u></b>	<b><u>40</u></b>
6	Edinburgh	20	0	7	3	10	0	134	2434	135	2441	34
7	Thornbury Turf Stokers	20	0	4	3	12	1	168	2393	128	2886	22
8	Burnley CYMS	20	0	1	1	18	0	183	2243	119	3007	6

## NMWCA – Women's T20 (1)

Rank	Team	P	W2	W1	D	L1	L2	WKTS LOST	RUNS FOR	WKTS TAKEN	RUNS AGST	Points
1	Burnside Springs	12	0	10	0	2	0	49	1514	62	1164	60
2	Lancefield %	12	0	8	1	3	0	38	1534	58	1205	51
3	Aberfeldie	12	0	8	1	3	0	40	1515	59	1260	51
<b>4</b>	<b><u>Youlden Parkville #</u></b>	<b><u>12</u></b>	<b><u>0</u></b>	<b><u>8</u></b>	<b><u>0</u></b>	<b><u>4</u></b>	<b><u>0</u></b>	<b><u>53</u></b>	<b><u>1498</u></b>	<b><u>56</u></b>	<b><u>1513</u></b>	<b><u>48</u></b>
5	Maribyrnong Park St Marys	12	0	5	0	7	0	59	1589	53	1588	30
6	Preston Druids	12	0	5	0	7	0	36	1484	28	1426	30
7	Pascoe Vale Central	12	0	4	0	8	0	39	1363	39	1596	24
8	Flemington	12	0	4	0	8	0	51	1231	28	1422	24

## NMWCA – Women's T20 (2)

Rank	Team	P	BYE	W1	D	L1	L2	WKTS LOST	RUNS FOR	WKTS TAKEN	RUNS AGST	Points
1	Keilor Park #	11	1	11	0	0	0	14	1497	56	863	72
<b>2</b>	<b><u>Youlden Parkville</u></b>	<b><u>11</u></b>	<b><u>1</u></b>	<b><u>7</u></b>	<b><u>0</u></b>	<b><u>4</u></b>	<b><u>0</u></b>	<b><u>44</u></b>	<b><u>1415</u></b>	<b><u>53</u></b>	<b><u>1238</u></b>	<b><u>48</u></b>
3	Melbourne Deaf %	11	1	6	0	5	0	49	1417	42	1464	42
4	St Andrews Pascoe Vale	12	0	6	0	6	0	58	1487	37	1567	36
5	Haig Fawkner/East Coburg	11	1	4	0	7	0	44	744	21	1303	30
6	Westmeadows	12	0	4	0	8	0	46	1174	35	1338	24

## NWMCA – Under 16(1) Friday

Rank	Team	P	W2	W1	D	L1	L2	WKTS LOST	RUNS FOR	WKTS TAKEN	RUNS AGST	Points
1	Aberfeldie %	11	0	7	4	0	0	47	1629	61	765	51
2	Keilor #	11	0	6	5	0	0	41	1713	64	1031	51
3	Doutta Stars	11	0	4	5	2	0	51	1107	59	1266	39
4	Strathmore	11	0	3	5	3	0	39	1086	69	1460	33
<b>5</b>	<b><u>Youlden Parkville</u></b>	<b><u>11</u></b>	<b><u>0</u></b>	<b><u>2</u></b>	<b><u>5</u></b>	<b><u>4</u></b>	<b><u>0</u></b>	<b><u>52</u></b>	<b><u>1259</u></b>	<b><u>34</u></b>	<b><u>1156</u></b>	<b><u>27</u></b>
6	Sydenham/Hillside	11	0	2	5	4	0	54	1003	37	1303	27
7	Moonee Valley	11	0	2	4	5	0	49	807	48	1506	21
8	Flemington	11	0	0	3	8	0	57	667	13	571	15

## NWMCA – Under 15 – Catherine Morrow Shield

Rank	Team	P	BYE	W2	W1	D	L1	L2	WKTS LOST	RUNS FOR	WKTS TAKEN	RUNS AGST	Points
1	Greenvale Roos #	12	1	0	10	1	1	0	34	1318	65	741	69
2	Pascoe Vale Hadfield #	11	2	0	8	1	2	0	30	920	46	638	60
3	West Coburg	11	2	0	7	2	2	0	35	1162	55	822	57
4	Craigieburn	11	2	0	6	1	4	0	32	626	25	694	51
5	Doutta Stars/St Francis	10	3	0	1	2	7	0	39	607	26	1087	30
<b>6</b>	<b><u>Youlden Parkville</u></b>	<b><u>11</u></b>	<b><u>2</u></b>	<b><u>0</u></b>	<b><u>1</u></b>	<b><u>2</u></b>	<b><u>8</u></b>	<b><u>0</u></b>	<b><u>46</u></b>	<b><u>746</u></b>	<b><u>20</u></b>	<b><u>910</u></b>	<b><u>24</u></b>
7	Strathmore Heights	12	1	0	1	1	10	0	45	632	22	1065	15

# Denotes Premiers % Denotes Runners Up



**NWMCA – Under 14A – EBKCA Shield**

Rank	Team	P	W2	W1	D	L1	L2	WKTS LOST	RUNS FOR	WKTS TAKEN	RUNS AGST	Points
1	Strathmore #	11	0	8	1	2	0	74	2099	84	1239	51
2	Craigieburn	11	0	8	1	2	0	75	1806	79	1122	51
3	Greenvale Roos %	11	0	7	1	3	0	47	1273	78	1494	45
4	Burnside Springs	11	0	7	1	3	0	52	1116	74	1386	45
<b>5</b>	<b><u>Youlden Parkville</u></b>	<b>11</b>	<b>0</b>	<b>5</b>	<b>1</b>	<b>5</b>	<b>0</b>	<b>76</b>	<b>1504</b>	<b>88</b>	<b>1498</b>	<b>33</b>
6	Aberfeldie Park	11	0	4	1	6	0	87	1700	62	1682	27
7	Sydenham / Hillside	11	0	2	0	9	0	92	1384	67	1688	9
8	Taylors Lakes	11	0	0	0	11	0	76	1168	47	1703	3

**NWMCA – Under 14(1) Friday**

Rank	Team	P	W2	W1	D	L1	L2	WKTS LOST	RUNS FOR	WKTS TAKEN	RUNS AGST	Points
<b>1</b>	<b><u>Youlden Parkville #</u></b>	<b>11</b>	<b>0</b>	<b>7</b>	<b>4</b>	<b>0</b>	<b>0</b>	<b>35</b>	<b>1778</b>	<b>70</b>	<b>843</b>	<b>54</b>
2	Greenvale Roos #	11	0	6	4	1	0	38	1274	66	938	48
3	Aberfeldie	11	1	3	4	3	0	46	1248	66	1008	43
4	Keilor Park	11	0	3	5	3	0	64	998	53	1423	33
5	Maribyrnong Park St Marys	11	0	3	3	5	0	54	1061	38	1069	27
6	Oak Park/St Francis	11	0	3	4	4	0	45	867	44	1243	27

**NWMCA – Under 14(2) – Friday**

Rank	Team	P	BYE	W2	W1	D	L1	L2	WKTS LOST	RUNS FOR	WKTS TAKEN	RUNS AGST	Points
1	Westmeadows #	11	0	0	6	5	0	0	47	1492	65	817	51
2	St Bernard's OC	11	0	1	4	5	1	0	52	1528	78	1109	49
3	Kensington Junior %	11	0	0	6	4	1	0	41	1307	62	783	48
4	Essendon	11	0	0	5	5	1	0	53	1145	44	960	45
5	Aberfeldie	11	0	0	3	5	3	0	38	1027	41	634	33
6	St Andrews Pascoe Vale	11	0	0	4	3	3	1	54	997	57	1302	30
7	West Coburg	11	0	1	1	4	5	0	68	955	57	1342	28
8	Sydenham/Hillside	10	1	0	2	2	6	0	69	908	58	1044	24
9	Preston Druids	11	0	0	1	3	7	0	76	971	44	1490	18
<b>10</b>	<b><u>Youlden Parkville</u></b>	<b>11</b>	<b>0</b>	<b>0</b>	<b>0</b>	<b>4</b>	<b>7</b>	<b>0</b>	<b>51</b>	<b>884</b>	<b>52</b>	<b>1640</b>	<b>12</b>

**NWMCA – Under 13 Girls**

Rank	Team	P	BYE	W2	W1	D	L1	L2	WKTS LOST	RUNS FOR	WKTS TAKEN	RUNS AGST	Points
1	Haig Fawkner %	10	2	0	8	1	1	0	62	1681	99	1099	63
2	Brunswick #	11	1	0	7	1	3	0	51	1650	67	1245	51
3	West Coburg	11	1	0	7	1	3	0	66	1251	77	1102	51
4	Darebin Falcons	11	1	0	5	0	6	0	70	1492	78	1539	36
5	Pascoe Vale United	8	2	0	3	1	4	0	46	851	34	1050	33
6	PVH/Westmeadows	11	1	0	3	1	7	0	72	1216	74	1270	27
<b>7</b>	<b><u>Youlden Parkville</u></b>	<b>10</b>	<b>2</b>	<b>0</b>	<b>0</b>	<b>1</b>	<b>9</b>	<b>0</b>	<b>100</b>	<b>660</b>	<b>38</b>	<b>1496</b>	<b>15</b>

**NWMCA – Under 12A – Kurle Shield**

Rank	Team	P	W2	W1	D	L1	L2	WKTS LOST	RUNS FOR	WKTS TAKEN	RUNS AGST	Points
1	Glenroy #	13	1	11	1	0	0	44	2349	103	1243	69
<b>2</b>	<b><u>Youlden Parkville %</u></b>	<b>13</b>	<b>0</b>	<b>10</b>	<b>1</b>	<b>2</b>	<b>0</b>	<b>75</b>	<b>1964</b>	<b>88</b>	<b>1192</b>	<b>63</b>
3	Burnside Springs	13	1	8	1	3	0	63	1604	101	1411	61
4	Craigieburn	13	0	5	1	6	1	74	1620	82	1534	33
5	Brunswick	13	0	5	1	7	0	83	1661	66	1747	33
6	Coburg	13	0	3	1	9	0	102	988	88	1839	21
7	Greenvale Kangaroos	13	0	2	1	9	1	106	1088	64	1582	15
8	St Albans	13	0	2	1	10	0	99	1124	54	1850	15

# Denotes Premiers % Denotes Runners Up

# NWMCA – Under 12C

Rank	Team	P	BYE	W2	W1	D	L1	L2	WKTS LOST	RUNS FOR	WKTS TAKEN	RUNS AGST	Points
1	Burnside Springs #	8	2	0	6	1	1	0	38	858	44	693	51
2	Craigieburn %	8	2	0	6	1	1	0	43	796	42	689	51
3	Taylor's Lakes	7	3	0	3	1	3	0	32	783	38	755	39
4	Gladstone Park	8	2	0	1	2	5	0	47	673	29	804	24
<b>5</b>	<b><u>Youlden Parkville</u></b>	<b>9</b>	<b>1</b>	<b>0</b>	<b>1</b>	<b>1</b>	<b>7</b>	<b>0</b>	<b>49</b>	<b>775</b>	<b>56</b>	<b>944</b>	<b>15</b>

# NWMCA – Under 12(1) Friday

Rank	Team	P	W2	W1	D	L1	L2	WKTS LOST	RUNS FOR	WKTS TAKEN	RUNS AGST	Points
1	Kensington Junior %	13	0	9	4	0	0	44	1595	60	666	66
2	Brunswick #	13	1	7	4	1	0	68	1723	75	805	64
3	Westmeadows	13	0	5	5	2	1	49	886	65	1208	45
4	Essendon White	13	0	5	4	4	0	54	960	77	1216	42
5	East Keilor	13	0	4	5	4	0	67	1134	61	1216	39
6	Strathmore	13	0	3	4	6	0	51	772	46	858	30
7	Aberfeldie	13	1	2	4	6	0	63	935	53	1054	24
<b>8</b>	<b><u>Youlden Parkville</u></b>	<b>13</b>	<b>0</b>	<b>0</b>	<b>6</b>	<b>6</b>	<b>1</b>	<b>58</b>	<b>805</b>	<b>39</b>	<b>1334</b>	<b>18</b>

# Denotes Premiers % Denotes Runners Up

## Milestones

### Anthony Steward – 350 Games

Anthony "Fooley" Steward arrived at YPCC after responding to an advert in the local paper back in 1987. The current season was his 33rd at the Club. His career boasts 3 years on the committee, 2 duck awards, 9 bowling awards, 3 batting awards, seven Ryder Awards, the John T Rackstraw Medal and a Club Champion Award. In 2018-19 he was voted by the umpires as the Player of the Season in D Sunday in the MCA. His 4909 runs at 18.39 and 487 wickets at 16.54 give him true all rounder status. Only Michael 'Freddy' Stringer has more wickets than Anthony in the history of the Club.

Fooley also holds the highest 9th wicket partnership in the history of the Club (for any Eleven) with an undefeated stand of 110\* with Ken Spargo being in the Second Eleven against Altona North in 93/94. He holds a further six Club batting partnership records; highest 7th wicket partnership in the 3rd Eleven (129 with IK Kalubovila vs Flemington in 2006/07); highest 10th wicket in the 3rd Eleven (55 with GC Down Vs Spotswood in 2006-07); highest for the 7th wicket in the Fourth Eleven (80 with CA Cowland vs. Old Essendon Grammarians in 2005-06); highest 1st wicket partnership in the 6th Eleven (39 with V Murphy vs Flemington Colts in 2018/19); highest 2nd wicket partnership in the 6th Eleven (99 with G Arora vs Thornbury Turf Stokers in 2018/19); and the highest 10th wicket partnership in the 6th Eleven (45 with M Perkins vs East Malvern Tooronga in 2018/19).

His YPCC career is comfortably longer than the lives of many of the current playing group. He is very much part of the YPCC furniture, albeit that ornate and creaky chair in the corner, that is uncomfortable to sit on.

This season Fooley played his 353rd match which is the record for the most matches for the Club and 52 more than the next highest Brian O'Reilly. In the game that he equalled Brian's record he became a premierships player for the first time, a premierships to which he contributed greatly winning the Ryder award in that team. We congratulate Fooley on this remarkable achievement and look forward to building on his games record and pushing towards 400!



Matches	Runs	Average	High Score	Wickets	Average	Best Bowling	Catches	Runouts (stumpings)
353	4909	18.39	133	487	16.54	6-50	137	19(4)

# John Pearce – 200 Games

Johnny Pearce joined YPCC at the beginning of the 1994-95 season, after being coerced to come down by David Baker and Steve Moloney. In the years since, YPCC links have formed well into his family life. He first met his now wife, the very lovely Meaghan, at the YPCC Clubrooms. His father, Graeme, was a Committee member at YPCC; and both his sons, Hamish and Archie are involved with the Powerful Owls Junior program. The 25 year association only broken by a two year stint when he relocated to Perth, in the mid-2000s

Johnny himself has also had a stint on the Club Committee and has also captained the Second XI for a couple of seasons in the early 2000s. He has won the Third X1 Ryder and batting awards twice (2014-15 and 2015-16) and has picked up the Third X1 bowling award once in 2016-17). In 2014-15 JP was voted by the MCA umpires as the player of the season in C Grade, which was our Third X1 at the time. JP's finest season was in 2001-02 where he won the Ryder and bowling awards for the Second X1, was a member of the Second X1 Premiership team and also won the Club Champion. The next season he became a dual Premiership player being part of YPCCs sole 1st XI flag. For his service and achievements at YP John has been awarded Life Membership.



He came to the Club as a fast-medium bowler who could bat a bit, but re-invented himself as a top order bat after being used as a night-watchman late in his first season and scoring a classy 65 to nearly get us home against Doughty Stars.

He holds three partnership records for the club which are the 2nd wicket in the First Eleven (151 with Stu Womersley vs Highett in 1997-98), the 6th wicket partnership in the Seconds (92 with Keiran Rodgers vs Sth Caulfield in 2003-04), and the 4th wicket partnership in the Fourths (178 with Rob Clancy vs Red in 2008-09)

He has scored 4456 runs for YPCC at 19.29 with a highest score of 117 against Murrumbene in 1999-00 and has 23 more fifties to go with that hundred. Although not gracing the bowling crease much in the last couple of years he has also taken 200 wickets at 15.56 with two five wicket hauls with a best bowling of 6/32, destroying a hapless Glenroy back in 2001-02.

One of his finest knocks may not stand out in many stats sheets. In a one dayer in January of 1997, Murrumbene posted a very challenging 1/233 against the First Eleven from their allocated 45 overs. The top order (including current President Paul Sincalir) did a great job getting us thereabouts, but a late spout of run outs saw JP on strike to face his first ball with four needed from the last two balls. Johnny nonchalantly stroked the next ball for four to give us the win. Then he hit the next to the boundary to rub salt into a broken opposition.

Congratulation to JP on achieving 250 matches for YPCC. We hope his contribution (and the Pearce family connection) continues well into the future.

Matches	Runs	Average	High Score	Wickets	Average	Best Bowling	Catches	Runouts
251	4456	19.29	117	200	15.56	6-32	76	22

# Matthew Perkins – 150 Games

After watching his son Jack have a ball in the In2Cricket and Super 8 Junior programs Matt Perkins (he of the YPCC blazer) decided he would take up the game for the first time, at the age of 41, part way through the 2009-10 season. Ten seasons later Matt joins the list of players who have represented the Club in 150 or more games!

For someone who had not played the game before at a competitive level, Matt's achievements at the Club are remarkable. He has 2245 runs at 17.01 with eight fifties and a top score of 90 not out in 2015-16. He also has 87 wickets at 16.78 with a best bowling effort of 5-33. In 2013-14 he won both the 4th X1 batting trophy and the Ryder award for the best player in that team. He also won the 4<sup>th</sup> X1 batting in 2016-17. He holds three partnership records being; the highest 5<sup>th</sup> wicket partnership for the 4<sup>th</sup> X1 with Paul Sinclair of 149 in 2012-13; the highest 7<sup>th</sup> wicket partnership for the 5<sup>th</sup> X1 with Rajit Kapoor of 52 against South Yarra in 2017-18; and the highest 10th wicket partnership in the 6th Eleven (45 with Anthony Steward vs East Malvern Tooronga in 2018/19);



Matt is a two time premiership player. In his first premiership he was part of the two largest partnerships for the game. His partnership of 55 for the seventh wicket with Adam Tucker in the second innings dragged the 3rd X1 from effectively 6-12 overnight to a score that could later be defended. In 2015-16 Matt took over as captain of the 4th X1 and led them to their first flag.

Off the field Matt has put in a power of work as part of the committee, previously as Junior Cricket Development Co-ordinator, and now as Social Secretary and Vice President. His work (along with his fantastic partner Tracey) on the social events has been key to keeping the social side of the club ticking along. His off field work saw Matt awarded the Tom Harrington Memorial Trophy as Best Clubperson both 2011-12 and 2012-13.


Congratulations Matt of achieving the 150 game milestone. May there be many more to come.

<b>Bowling</b>	<b>Overs</b> 395.3	<b>Maidens</b> 56	<b>Runs</b> 1460	<b>Wickets</b> 87	<b>5WI</b> 1	<b>BBI</b> 5/33	<b>AVE</b> 16.78	<b>SR</b> 27.28
<b>Fielding</b>	<b>Catches</b> 52	<b>Catches (WK)</b> 27	<b>Stumpings</b> 6	<b>Runouts UnAss</b> 5	<b>Runouts Ass</b> 7			
<b>Batting</b>	<b>Matches</b> 165	<b>NOs*</b> 21	<b>100s</b> 0	<b>50s</b> 8	<b>Ducks</b> 21	<b>HS</b> 90*	<b>Runs</b> 2245	<b>AVE</b> 17.01



## David Burls – 150 Games

Burls arrived at YPCC at the start of the 2001/02 season and announced himself with a bang taking 8 for 41 in his second game against a shell shocked Old Essendon Grammarians in the 3<sup>rd</sup> X1! David Haines the 3<sup>rd</sup> X1 captain on the day described the spell as the “best fast bowling he had seen”. Not surprisingly that 8 for 41 remains his best figures for YPCC, however he has since taken five more Michelle’s (one being his lovely wife) amongst his haul of 260 wickets at 17.58. In the final round of 2016-17 with the 2nds needing to win against the top team to make the finals and with two bowlers injured mid week, Burls took the last three wickets as a hat trick to secure victory. Those 260 wickets place him equal 11<sup>th</sup> on the list of wicket takers for YPCC.



Burls has consistently charged in and given his all with the ball. He has been rewarded with 3<sup>rd</sup> X1 Ryder award in 2003-04 as that teams best player and in 2014-15 took out the bowling award for the 2<sup>nd</sup> X1. Last season Burls became a premiership player as part of the 2<sup>nd</sup> X1 MCA A Reserve premiership.

Despite moving to Gisborne a few seasons back Burls has continued to play almost every game (when not injuring himself with chainsaws) and has demonstrated what a great clubman he is by housing and supplying work for the odd English gap year player visiting YPCC.

Congratulations Burls on reaching the 150 game milestone. May there be many more games to come.

Matches	Runs	Average	High Score	Wickets	Average	Best Bowling	Catches	Runouts
151	430	6.23	28*	260	17.58	8-41	41	8

## Andrew Skate – 150 Games

Dragged down to YPCC upon his return from living in the UK by his twin brother Doug, Andy has been a mainstay of the top two elevens ever since. In his first season at the Club (when his better half Hayley was still in the UK for the first half of the season), Andy won the JOC for the best first year player for that season for his contributions both on the field and socially off it.

On the field Andy has made 3472 runs at 22.99 which includes 16 fifties and a top score of 97. That top score was in the first X1 against Sunshine Druids in 2012-13 in the only game the 1<sup>st</sup> X1 won that season. He has won the 1<sup>st</sup> X1 batting award in 2006-07 and in 2010-11, and the 2<sup>nd</sup> X1 batting this season. His 5<sup>th</sup> wicket partnership of 168 with Nick Demelis against Benthleigh in the seconds in 2015-16 is a record for any X1 for YPCC!



A more than useful “straight break” bowler Andy has collect 78 wickets with his best haul of 4-20 off 10 overs coming this season in the 2<sup>nd</sup> X1 against arch enemies Parkville District.

Andy has also been voted the best player in the 2<sup>nd</sup> X1 three times, as voted by his team mates. In the 2015-16 season the MCA umpires voted him joint player of the season for A Reserve, an honour he shared with Nick Demelis. He has been vice captian of the 2<sup>nd</sup> X1 for the last two season and has captained admirably in Nick’s frequent absences due to 1<sup>st</sup> X1 selection. Last season Andy became a premiership player as part of the 2<sup>nd</sup> X1 MCA A Reserve premiership.


Congratulations Andy on playing 150 games. We can no longer call you the the steak knives that rocked up with Doug!

Matches	Runs	Average	High Score	Wickets	Average	Best Bowling	Catches	Runouts
151	3472	22.99	97	71	24.76	4-20	78	13

## Nicholas Demelis – 150 Games

After playing his junior cricket at Edinburgh CC, “Junior” joined YPCC at the start of the 2007-08 season on the recommendation of his Brunswick Secondary College teacher Freddy Stringer. In his thirteenth season after joining the Club he joins the list of players to have played 150 games for YPCC.

Nick has made 2611 runs at 18.26 with 2 centuries, 5 fifties and a top score of 126, which came against Bentleigh in the seconds in 2015-16. In that same game his 5<sup>th</sup> wicket partnership of 168 with Andy Skate is a record for any X1 for YPCC! He has won the 2<sup>nd</sup> X1 batting award in 2012-13 and in 2015-16.



A more than useful slow to medium bowler. Nick has claimed 171 wickets at 22.49 with two 5 wicket hauls and best figures of 6-42 which was achieved in a man of the match performance in last years 2<sup>nd</sup> X1 grand final victory against the Indigos. He won the 2<sup>nd</sup> X1 bowling in both the 2017-18 and 2018-19 seasons.

Nick was voted the best player in the 2<sup>nd</sup> X1 by his team mates in 2009-10, 2017-18 and 2018-19. In the 2018-19 season Nick claimed his first Club Champion Award. In the 2015-16 season the MCA umpires voted him joint player of the season for A Reserve, an honour he shared with Andy Skate.

Officially Nick has been captain of the 2<sup>nd</sup> X1 for six seasons. Unofficially he has led the 2<sup>nd</sup> X1 for at least a couple more seasons when the originally appointed captain was unavailable for large parts of those seasons due to injury or selection in the 1<sup>st</sup> X1. In the last six seasons he has captained the 2<sup>nd</sup> X1 to the Grand Final on four occasions, finishing runners up in the first three before becoming a premierships captain last season.

Congratulations Nick on racking up 150 games. May there be many more games to come.

Matches	Runs	Average	High Score	Wickets	Average	Best Bowling	Catches	Runouts
150	2611	18.26	126	171	22.49	6-42	60	14

## John Corrigan – 100 Games

John Corrigan arrived at YP in 2010-11 after initially contacting Parkville District about playing there. Parkville never returned John’s call and as a result John rocked up to a YP training session the next week, had a chat to Nick Demelis and from that point on has been a fixture at YP ever since. This season John racked up his 100<sup>th</sup> game for the club.

Whilst John’s 644 runs at 6.51 don’t look like much he actually holds three partnership records at YP. The first and most impressive was a partnership of 161 with Matt Sagoe-Crentsil against South Yarra in 2015-16 for the first wicket in the fifth X1. In that game John made his top score of 70. Also in 2015-16 John combined with Subramanyam Nandury for 29 runs for the 10<sup>th</sup> wicket record in the fifth X1. Finally this season John and Piyush Pemmeraju put on 44 for the 8<sup>th</sup> wicket in the 7<sup>th</sup> X1 against Burnley CYMS to set the record for that wicket.



Over the last three seasons Corro has taken over the captaincy of the fifth X1 where he has been exceptional at leading a whole new generation of YP players in their first season(s) of Senior cricket. An active social contributor at YP, John’s leadership has not just been on the field but also off it where he has captained his trivia team to 5 YP trivia night titles!

Congratulations John on racking up 100 games. May there be many more games to come.

Matches	Runs	Average	High Score	Wickets	Average	Best Bowling	Catches	Runouts
113	644	6.51	70	15	36.20	2-12	35	4

# 2019-20 SENIOR SEASON RESULTS

## FIRST ELEVEN - WON 8 LOST 4 DRAWN 3

Round	Dates	Home Team	V	Away Team	Venue
1	5 Oct 19	<b>Youlden Parkville</b>  114 E Miller 40 D Heddle 21 R Hanna 4/12 T Rawlinson 3/10 A Coetzee 2/33	def by	<b>South Yarra</b>  5/146(cc) A Macpherson 54* T Rawlinson 34 T Moore 28 N Demelis 3/20	Fawkner Park 4
2	12 Oct 19	<b>Youlden Parkville</b>  3/123 S Rana 67 D Heddle 43*	def	<b>Yarra-United</b>  122 I Pal 46 S SIDHU 35 S Rana 4/11 J Paevere 2/5 W Mott 2/25	Ryder Oval
3	19 Oct 19 26 Oct 19	<b>South Yarra</b>  193 S Chapman 55 A Coetzee 37 K Alev 25 A Macpherson 23 MA Stringer 3/18 F Walter 3/54 S Ali 2/11	def by	<b>Youlden Parkville</b>  4/196 A Avraam 102* W Mott 44 D Heddle 26 A Coetzee 2/50	Como Park (West Oval)
4	2 Nov 19	<b>Youlden Parkville</b>	drew	<b>Parkville District</b>	Ryder Oval
5	9 Nov 19	Flemington  9/186(cc) T Peiris 50 J Little 40 J Crook 20* F Walter 3/34 MA Stringer 2/26 S Rana 2/29	def	<b>Youlden Parkville</b>  126 A Avraam 34 D Heddle 33 S Molligoda 4/13 T Peiris 2/12 SM Taylor 2/17	Walter Street Reserve
6	16 Nov 19 23 Nov 19	<b>Parkville District</b>  227 L Catlow 46 S Peiris 45 C Hynam 31 N Green 31 MA Stringer 4/29 J Paevere 2/48 S Rana 2/55	def by	<b>Youlden Parkville</b>  253 S Rana 71 F Walter 62 D Heddle 43 E Miller 39 S Ali 21 N Green 4/66 D Mulligan 2/42	Brens Oval
7	30 Nov 19 7 Dec 19	<b>Youlden Parkville</b>  202 A Avraam 58 W Mott 33 F Walter 25 SP Buttigieg-Clarke 4/60 N Fonseka 3/27	def	<b>Sacred Heart</b>  116 J Ryan 47 F Walter 4/46 MA Stringer 3/36 S Rana 2/12	Ryder Oval
8	15 Dec 19	<b>Indigos</b>  83 MA Stringer 3/11 S Ali 3/25 S Rana 2/6  and 4/88 H Lakhani 28* J Sakhare 22	def by	<b>Youlden Parkville</b>  5/211(cc) W Mott 63* D Heddle 45 A Avraam 33 S Godbole 20* SA Adiraju 3/36 S Billa 2/37	Flemington Road Oval
9	21 Dec 19	<b>Sacred Heart</b>  8/169(cc) SP Buttigieg-Clarke 61* J Ryan 46 J Paevere 3/33 S Ali 2/17 K Rajesh 2/19	def	<b>Youlden Parkville</b>  152 S Rana 58 N Demelis 21 T Blackwell 3/32 J Painter 2/23 SP Buttigieg-Clarke 2/34 X Ellis 2/40	Fawkner Park 3 (Cordner Oval)
10	11 Jan 20 18 Jan 20	<b>Youlden Parkville</b>  9/242(cc) A Avraam 110* S Godbole 32 MA Stringer 23 H Valavanur Shekar 2/13 R Reddy 2/35 MB Kembasaram 2/47	def	<b>Indigos</b>  133 S Dalwadi 40 VS Ravi 27 R Reddy 26 MA Stringer 5/33 W Mott 2/12	Ryder Oval
11	25 Jan 20 1 Feb 20	<b>National</b>  167 M Reddy Katam 65 A Pant 23 C Fozdar 22 K Singh 20 S Rana 4/21 W Mott 2/33 S Ali 2/33	drew	<b>Youlden Parkville</b>  4/47 A Avraam 24* M Reddy Katam 3/12	Fawkner Park 5
12	8 Feb 20 15 Feb 20	<b>Youlden Parkville</b>  9/275(cc) S Rana 76 D Heddle 57 E Miller 57 K Rajesh 25 A Avraam 25 SM Taylor 4/69 S Molligoda 2/54	drew	<b>Flemington</b>	Ryder Oval

FIRST ELEVEN - WON 8 LOST 4 DRAWN 3 (Cont.)

Round	Dates	Home Team	V	Away Team	Venue
13	23 Feb 20 1 Mar 20	<b>Yarra-United</b>  <b>108</b> K Singh 29 K Rajesh 4/12 (inc hat-trick) W Mott 2/24 and <b>133</b> R Kumar 27 K Singh 24 M Singh 22 N Demelis 3/33 J Paevere 2/19 S Ali 2/31	def by	<b>Youlden Parkville</b>  <b>130</b> E Miller 42 MA Stringer 39 FS Sandhu 3/13 R Kumar 3/30 S Singh 3/42	Fawkner Park 3 (Cordner Oval)
14	7 Mar 20	<b>Youlden Parkville</b>  <b>8/210(cc)</b> S Rana 48 A Avraam 31 S Ali 30* N Demelis 21 M Reddy Katam 3/52	def	<b>National</b>  <b>165</b> S Chaubey 37 V Killana 29 J Jayaseelan 27 R Ganapatineedi 23* C Fozdar 21 MA Stringer 3/18 S Ali 3/24 S Rana 2/22	Ryder Oval
SF	14 Mar 20 15 Mar 20	<b>Parkville District</b>  <b>370</b> SB Wilson 92 W Tonkin 53 T Wong 40 N Green 39 L Laidlaw 39 C Hynam 32 D Bennett 26 S Rana 5/43 S Ali 2/85	def	<b>Youlden Parkville</b>  <b>136</b> D Heddle 57 R Brown 4/28 A Green 3/28 D Mulligan 2/37	Brens Oval

SECOND ELEVEN - WON 3 LOST 8 DRAW 4

Round	Dates	Home Team	V	Away Team	Venue
1	6 Oct 19	<b>South Yarra</b>  <b>4/104</b> W Richardson 47*	def	<b>Youlden Parkville</b>  <b>6/103(cc)</b> S Rout 29 AN Skate 24	Macleay Park (DS Bull Oval)
2	12 Oct 19	<b>Indigos</b>  <b>5/81</b> N Demelis 2/10	def	<b>Youlden Parkville</b>  <b>80</b> J Perkins 22 J Nallani 4/14 DJ Manukonda 3/26	Crawford Oval
3	19 Oct 19 26 Oct 19	<b>Youlden Parkville</b>  <b>96</b> M Kashif 32* A Sridhar 4/22 M Crane 2/17 S Bryl 2/24 RT Jadhav 2/31	def by	<b>South Yarra</b>  <b>8/99</b> M Crane 38* S Bryl 20 M Kashif 4/34 DL Burley 2/1 K Rajesh 2/36	Ryder Oval
4	2 Nov 19	<b>Parkville District</b>	drew	<b>Youlden Parkville</b>	Brens Oval
5	9 Nov 19	<b>Youlden Parkville</b>  <b>86</b> AN Skate 22 D Congues 2/9 M Mallia 2/13 S Dessmann 2/14 W Attard 2/17	def by	<b>Flemington</b>  <b>7/118(cc)</b> M Mallia 40 J Flaherty 23 A Bazaz 3/24	Ryder Oval
6	16 Nov 19 23 Nov 19	<b>Youlden Parkville</b>  <b>8/204</b> S Rout 46 S Godbole 41 AN Skate 30* J Perkins 27 TR Watson 24 J Roy 2/16 N Shekhar 2/26 Y Naidu 2/49	def	<b>Parkville District</b>  <b>117</b> D Bennett 37 AN Skate 4/20 AG Kumar 2/17 J Maiden 2/31	Ryder Oval
7	30 Nov 19 7 Dec 19	<b>Royal Park Reds</b>  <b>5/224(dec)</b> K Sleeman 89 C Zika 64  and <b>0/15</b>	def	<b>Youlden Parkville</b>  <b>75</b> B Anstey 5/24 M Hutchison 3/19  J Robertson 2/25 and  <b>161</b> S Godbole 54 M Porter 34 A Bazaz 27 M Williams 5/51	Crawford Oval
8	14 Dec 19	<b>Youlden Parkville</b>  <b>5/159</b> N Demelis 69* AN Skate 50 H Singh 4/46	def	<b>Burnley CYMS</b>  <b>157</b> S Leydon 41 W Maloney 33 N Demelis 2/17 K Rajesh 2/24 J Maiden 2/26 B Sadler 2/36	Ryder Oval

**SECOND ELEVEN** - WON 3 LOST 8 DRAW 4 (Cont.)

Round	Dates	Home Team	V	Away Team	Venue
9	21 Dec 19	<b>Youlden Parkville</b>  <b>4/212(cc)</b> DJ Dewey 51* AN Skate 43 W Madden 42 DJ Skate 33* T Kabier 20 M Williams 2/29	def	<b>Royal Park Reds</b>  <b>162</b> C Zika 38 K Sleeman 30 DJ Skate 3/25 AG Kumar 2/36	Ryder Oval
10	12 Jan 20 19 Jan 20	<b>Burnley CYMS</b>  <b>8/104</b> BS Mantripragada 31 E Vivian 22 AG Kumar 3/21 O Panozzo 2/14	drew	<b>Youlden Parkville</b>  <b>178</b> W Madden 39 O Panozzo 38 T Kabier 30 BS Mantripragada 4/26 J McElgunn 2/27	Loughnan Oval
11	25 Jan 20 1 Feb 20	<b>Youlden Parkville</b>  <b>2/60</b> AN Skate 27	drew	<b>Flemington Colts</b>  <b>128</b> DJ Oswald 21* P Shakespeare 21 AG Kumar 3/30 SS Veeravalli 2/24 O Panozzo 2/37	Ryder Oval
12	8 Feb 20 15 Feb 20	<b>Flemington</b>  <b>189</b> M James 78 M O'Neill 25* M Mallia 21 S Eicher 4/13 AN Skate 2/19	drew	<b>Youlden Parkville</b>  <b>1/86</b> R Matewa 44 S Rout 25*	Walter Street Reserve
13	22 Feb 20	<b>Youlden Parkville</b>  <b>105</b> DJ Dewey 29* J Nallani 3/14 R Bhutani 2/15 R Reddy 2/29  <b>and 1/50</b> R Matewa 22	def by	<b>Indigos</b>  2/135(dec) VR Soma 104	Ryder Oval
13	29 Feb 20	<b>Youlden Parkville</b>  <b>7/134(cc)</b> R Matewa 54 J Paevere 25* R Bhutani 2/20 J Nallani 2/26 S Kuraparthi 2/29	def by	<b>Indigos</b>  <b>172</b> VR Soma 62 P Batta 26 PP Pemmaraju 4/18 AG Kumar 4/45	Ryder Oval
14	7 Mar 20	<b>Flemington Colts</b>  <b>2/188(cc)</b> J Ladzik 101* PT Smith 54	def	<b>Youlden Parkville</b>  <b>8/147(cc)</b> S Rout 56 J Maiden 26* DJ Oswald 3/20 P Sutherland 2/18	JJ Holland Park

**THIRD ELEVEN** - WON 10 LOST 8 DRAW 5

Round	Dates	Home Team	V	Away Team	Venue
1	6 Oct 19	<b>Melbourne Falcons</b>  <b>5/120(cc)</b> R Patankar 34 V Jagdale 29 D Gunasekar 23 HR Newlands 2/13 A Bazaz 2/29	def	<b>Youlden Parkville</b>  <b>5/112</b> R Parker 52 M Grose 30 D Gunasekar 2/12	Fawkner Park 1
2	13 Oct 19	<b>Youlden Parkville</b>  <b>8/160(cc)</b> N Madden 40 T Kabier 36 DJ Dewey 26 TR Watson 21 P Knight 3/20	def	<b>Carnegie</b>  <b>133</b> R Parekh 24 V Chaturvedi 23 L Bremner 20* HR Newlands 3/21 AG Kumar 2/10 A Bazaz 2/18 J Maiden 2/29	Ryder Oval
3	19 Oct 19	<b>Sacred Heart</b>  <b>90</b> JM Clarke 29 T Redwood 24 N Madden 4/5 AG Kumar 2/8	def by	<b>Youlden Parkville</b>  <b>3/91</b> M Grose 50*	Fawkner Park 1
4	26 Oct 19	<b>Melbourne Falcons</b>	drew	<b>Youlden Parkville</b>	Fawkner Park 4
5	2 Nov 19	<b>Flemington</b>	drew	<b>Youlden Parkville</b>	Newmarket Reserve
6	9 Nov 19	<b>Melbourne City</b>  <b>8/79</b> BD Choudhury 30 AG Kumar 3/13 AH Phillips 2/7 GD Banova 2/16	drew	<b>Youlden Parkville</b>  <b>7/88(cc)</b> TR Watson 21 K Elangovan 2/8 S Kabra 2/11 L Ulaganathan 2/12	McAlister Oval
7	16 Nov 19	<b>Youlden Parkville</b>  <b>6/168</b> R Parker 80 M Grose 54 R Goswami 3/32	def	<b>Power House</b>  <b>167</b> S Parmar 78 R Shah 24 A Bazaz 3/20 AH Phillips 3/34 R Parker 2/33	McAlister Oval



# THIRD ELEVEN - WON 10 LOST 8 DRAW 4 (Cont.)

Round	Dates	Home Team	V	Away Team	Venue
8	23 Nov 19	<b>Youlden Parkville</b>  <b>82</b> T Kabier 27 V Kumar 2/6	def by	<b>Flemington</b>  <b>191</b> S Kumar 58 T Singh 48 K Kumar 25 A Koduru 21 A Bazaz 4/18 DJ Dewey 2/11 N Madden 2/41	McAlister Oval
9	30 Nov 19	<b>South Yarra</b>  <b>158</b> J Dixon 25 P Gunn 25 E Gerrard 24 M Richards 22 D Shepherd 3/24 S Eicher 2/10 SS Veeravalli 2/28	def	<b>Youlden Parkville</b>  <b>147</b> D Heddle 68 S Eicher 29 RR McKinnon 2/10 S Asthana 2/27 E Gerrard 2/32 J Dixon 2/33	Waverley Oval
10	7 Dec 19	<b>Carnegie</b>  <b>8/234</b> N Sareen 100* C Shanthappa 51 K Bhagat 27 EE Pizzey 3/33 J Warrington 2/40	def	<b>Youlden Parkville</b>  <b>5/224(cc)</b> DJ Skate 62 AJ Ross 55 W Madden 43 AN Skate 34* A Kumar 2/26 N Sareen 2/39	Princes Park 4 (Caulfield)
11	14 Dec 19	<b>Youlden Parkville</b>  <b>111</b> DJ Skate 31 M Porter 22 K Elangovan 3/9 M Kumar 3/18	def	<b>Melbourne City</b>  <b>80</b> P Ranjan Bhuyan 23 DJ Skate 4/8 A Drysdale 3/7 L Grist 2/7	McAlister Oval
12	21 Dec 19	<b>Youlden Parkville</b>  <b>92</b> DS Pizzey 21 J Farrell 2/10 A Moore 2/11 J Endean 2/17	def by	<b>South Yarra</b>  <b>9/109(cc)</b> R Macaulay 23 J Endean 22 A Bazaz 3/24 S Eicher 2/23	McAlister Oval
13	12 Jan 20	<b>Power House</b>  <b>9/123(cc)</b> S Parmar 73 B Sadler 3/20 HR Newlands 3/25	def by	<b>Youlden Parkville</b>  <b>8/125</b> A Avraam 28* M Porter 25 S Rana 25* S Parmar 3/28	Fawkner Park 5
14	19 Jan 20	<b>Melbourne City</b>  <b>114</b> L Ulaganathan 37 N Kedar 32 R Parker 5/21 HR Newlands 2/9 H Wilmott 2/13	def by	<b>Youlden Parkville</b>  <b>3/116</b> M Porter 26* BE Proud 25* M Grose 24 D Mishra 2/31	Fawkner Park 5
15	25 Jan 20	<b>Youlden Parkville</b>  <b>5/111</b> R Parker 59* N Sareen 3/25	def	<b>Carnegie</b>  <b>110</b> K Bhagat 48 A Callaghan 21 A Bazaz 3/19 R Parker 3/27 EE Pizzey 2/7 GD Banova 2/20	McAlister Oval
16	1 Feb 20	<b>Youlden Parkville</b>  <b>0/50</b> M Grose 34*	drew	<b>South Yarra</b>	McAlister Oval
17	9 Feb 20	<b>Youlden Parkville</b>  <b>6/149</b> AJ Ross 39 BE Proud 27* TR Watson 25 A Macaulay 4/32	def by	<b>Sacred Heart</b>  <b>6/152</b> A Sargeant 48 A Houtas 30 J Bradley 26* EE Pizzey 2/25	Ryder Oval
18	16 Feb 20	<b>Youlden Parkville</b>  <b>98</b> P Vayla 2/7 S Parmar 2/7 P Parikh 2/24	def by	<b>Power House</b>  <b>118</b> S Parmar 38 SS Veeravalli 2/12 EE Pizzey 2/16 HR Newlands 2/20 DJ Skate 2/24	Ryder Oval
19	22 Feb 20	<b>Melbourne Falcons</b>  <b>53</b> J Warrington 3/7 B Sadler 2/9 EE Pizzey 2/11	def by	<b>Youlden Parkville</b>  <b>7/155(cc)</b> M Grose 53 DJ Skate 36 AJ Ross 30* V Madisetty 3/25 RS Bhardwaj 2/23	Fawkner Park 4
20	29 Feb 20	<b>Sacred Heart</b>  <b>6/172(cc)</b> T Foreman 41* M Marszal 37 G Ewers 28 TN Shoesmith 24* DJ Skate 3/16 EE Pizzey 2/25	def by	<b>Youlden Parkville</b>  <b>3/173</b> DJ Skate 97 M Porter 67* ST Rando 2/24	Fawkner Park 1
SF	7 Mar 20	<b>South Yarra</b>  <b>7/175(cc)</b> D Chigwidden 51 P Gunn 41 M Richards 25 SS Veeravalli 2/22	def by	<b>Youlden Parkville</b>  <b>6/178</b> R Parker 70* TR Watson 39 DJ Skate 26 S Asthana 2/34 D Snowball 2/45	Como Park (East Oval)
GF		<b>Youlden Parkville</b>  <b>139</b> AH Phillips 44 M Porter 23 A Ross 21 F Patel 3/16 S Vaghela 2/32 S Parmar 2/35	def by	<b>Powerhouse</b>  <b>197</b> S Parmar 70 F Patel 34 S Vaghela 30 S Eicher 4/26 D Skate 3/44	Ryder Oval

# FOURTH ELEVEN - WON 10 LOST 7 DRAW 4

Round	Dates	Home Team	V	Away Team	Venue
1	5 Oct 19	<b>Indigos</b>	drew	<b>Youlden Parkville</b>	Warwick Armstrong Oval
2	12 Oct 19	<b>Parkville District</b> <b>8/102(cc)</b> J Lovelock 31 S Pemmaraju 5/19	def	<b>Youlden Parkville</b> <b>8/101(cc)</b> MJ Perkins 34 RC Chapman 3/19	Walker East
3	19 Oct 19	<b>Youlden Parkville</b> <b>8/152(cc)</b> O Panozzo 48* JG Pearce 32 DS Pizzey 32 A Saraswat 2/21 J Mohammed 2/29 A Singh 2/37	drew	<b>National</b> <b>7/69</b> GD Banova 2/6 S Pemmaraju 2/14	McAlister Oval
4	26 Oct 19	<b>Youlden Parkville</b> <b>83</b> A Ahmed 3/20 U Vartak 2/2 A Kumar 2/11 U Thathari 2/21	def by	<b>Indigos</b> <b>96</b> V Bhutani 36 GD Banova 3/1 J Warmington 3/12 M Dicioero 2/13	McAlister Oval
5	2 Nov 19	<b>Youlden Parkville</b>	drew	<b>La Trobe CBD</b>	McAlister Oval
6	9 Nov 19	<b>Youlden Parkville</b> <b>52</b> M Lillywhite 2/7 PS Sharma 2/7 L Ingram 2/8 J Woodcock 2/15	def	<b>Royal Park Reds</b> <b>49</b> T Gerardi 22 DK Silva 5/7 M Dicioero 3/7 B Sadler 2/15	McAlister Oval
7	16 Nov 19	<b>Flemington</b> <b>108</b> J Crook 45 S Eicher 3/2 B Anglin 2/13 J Warmington 2/19	def by	<b>Youlden Parkville</b> <b>153</b> JG Pearce 52 S Eicher 28 J Crook 5/22 C Crook 3/24	Newmarket Reserve
8	24 Nov 19	<b>La Trobe CBD</b> <b>8/206(cc)</b> D Kumar 47 R Kumar 37* B Yasendra 34 M Devgan 32 B Sadler 2/30	def	<b>Youlden Parkville</b> <b>110</b> DS Pizzey 61 A Krishna 5/29 M Devgan 2/19	Flemington Road Oval
9	1 Dec 19	<b>Moonee Valley</b>	drew	<b>Youlden Parkville</b> 6/127 AN Skate 48 DS Pizzey 43* M Esmore 2/12 P Bannister 2/22	Ormond Park
10	7 Dec 19	<b>Parkville District</b> <b>119</b> J Lovelock 61 S Hodges 24 L Grist 3/37	def by	<b>Youlden Parkville</b> <b>4/122</b> L Grist 45* DS Pizzey 29	Walker East
11	15 Dec 19	<b>Youlden Parkville</b> <b>1/358(cc)</b> DS Pizzey 161* J Perkins 159	def	<b>Flemington</b> <b>71</b> J Eaves 29 M Watson 5/17 R Kapoor 2/15	Ryder Oval
12	22 Dec 19	<b>Youlden Parkville</b> <b>93</b> GD Banova 35 O Panozzo 27 M Esmore 3/11 S Bhandari 3/11 J Norsetter 2/10	def by	<b>Moonee Valley</b> <b>6/95</b> S Carbone 67* B Anglin 2/10 L Grist 2/23	Ryder Oval
13	12 Jan 20	<b>Royal Park Reds</b> <b>79</b> PS Sharma 26 S Pemmaraju 3/25 M Watson 2/16	def by	<b>Youlden Parkville</b> <b>160</b> DS Pizzey 30 GD Banova 28 N Browning 3/21 PS Sharma 2/21	Walker West
14	18 Jan 20	<b>Flemington</b> <b>63</b> B Edmonds 25 SS Veeravalli 4/6 <b>and 3/26</b> S Pemmaraju 2/2	def by	<b>Youlden Parkville</b> <b>4/147(dec)</b> A Sriram 66* O Panozzo 49 SF Calthorpe 2/31	Newmarket Reserve
15	26 Jan 20	<b>Youlden Parkville</b> <b>3/102</b> JG Pearce 43 S Godbole 39*	def	<b>Parkville District</b> <b>100</b> CB Thomson 27* M Watson 3/11 S Godbole 3/16	Ryder Oval
16	2 Feb 20	<b>Youlden Parkville</b> <b>8/129</b> JG Pearce 37 DS Pizzey 20 S Hussain 3/27 D Jukic 2/21 S Bhandari 2/26	def	<b>Moonee Valley</b> <b>122</b> I Denny 65 DJ Dewey 4/14 R Kapoor 2/19 S Pemmaraju 2/22	Ryder Oval
17	9 Feb 20	<b>National</b> <b>135</b> A Saraswat 35 G Pabinedi 20 PP Pemmaraju 2/22	def	<b>Youlden Parkville</b> <b>77</b> BP Dushi 3/7 G Pabinedi 3/16 S Kapoor 2/7	Fawkner Park 4

## FOURTH ELEVEN - WON 10 LOST 7 DRAW 4 (Cont.)

Round	Dates	Home Team	V	Away Team	Venue
18	16 Feb 20	<b>Royal Park Reds</b>  <b>88</b> S Kroetner 28 S Pemmaraju 5/28 H Pearce 2/1 J Warmington 2/8	def by	<b>Youlden Parkville</b>  <b>7/93</b> DS Pizzey 52 L Ingram 2/2	Walker West
19	22 Feb 20	<b>Youlden Parkville</b>  <b>106</b> DS Pizzey 32 SB Crimmins 28 N Shelar 4/15 GS Dhillon 2/6 A Kumar 2/14	def by	<b>Indigos</b>  <b>5/109</b> U Thathari 31* N Shelar 26* M Watson 2/25	McAlister Oval
20	29 Feb 20	<b>Youlden Parkville</b>  <b>6/133</b> JG Pearce 55 O Panozzo 34 SB Crimmins 20* BP Dushi 3/31 B Pasupuleti 2/26	def	<b>National</b>  <b>131</b> S Shaw 54* A Chakraborty 34 M Watson 3/19 J Warmington 2/20 MV Putsakayala 2/27	McAlister Oval
SF	7 Mar 20	<b>Youlden Parkville</b>  <b>8/122(cc)</b> MJ Perkins 25 H Pearce 24* U Vartak 3/25	def by	<b>Indigos</b>  <b>9/124</b> U Thathari 50* N Shelar 23 J Warmington 3/20 M Watson 3/39	McAlister Oval

## FIFTH ELEVEN - WON 4 LOST 12 DRAW 4

Round	Dates	Home Team	V	Away Team	Venue
1	5 Oct 19	<b>Youlden Parkville</b>	drew	<b>Reds</b>	McAlister Oval
2	12 Oct 19	<b>Sacred Heart</b>  <b>3/89</b> M Langworthy 47* IB Ross 20* S Nandury 2/9	def	<b>Youlden Parkville</b>  <b>85</b> JR Corrigan 25* A Macaulay 4/8 L Ponting 2/11	Fawkner Park 4
3	19 Oct 19	<b>Emerald Hill</b>  <b>7/129</b> D Gurung 50 B Cunningham 30 D Barlow 21 M Watson 4/23 I Gorman-Andrews 2/17	def	<b>Youlden Parkville</b>  <b>128</b> Z Price 3/11 L Miller 3/23 A Hill 2/24 HL Thackray 2/28	Warwick Armstrong Oval
4	26 Oct 19	<b>Reds</b>  <b>133</b> CF Chapman 30 T Meldrum 22 AJ Steward 3/7 PP Pemmaraju 2/14 DJ Barrett 2/30 F Boyle 2/33	drew	<b>Youlden Parkville</b>  <b>7/80</b> S Bogli 2/6 R Johnson 2/21	Walker West
5	3 Nov 19	<b>Barnawartha North</b>  <b>4/63</b>	def	<b>Youlden Parkville</b>  <b>54</b> C Raine 3/7 B Dwyer 3/13 D Sczygiol 3/15	Fawkner Park 2
6	9 Nov 19	<b>South Yarra</b>	drew	<b>Youlden Parkville</b>	Waverley Oval
7	17 Nov 19	<b>Youlden Parkville</b>  <b>74</b> D Boyle 24 D Thakur 4/9 B Alcock 4/19	def by	<b>Flemington Colts</b>  <b>8/170(cc)</b> T Reichert 41 A Devani 37 JT Murphy 2/25	McAlister Oval
8	24 Nov 19	<b>Youlden Parkville</b>  <b>3/113</b> S Newing 61 N Arnold 2/21	def	<b>Barnawartha North</b>  <b>111</b> N Arnold 23* J Sadler 2/10 F Boyle 2/17 RD McLeod 2/38	Ryder Oval
9	30 Nov 19	<b>Youlden Parkville</b>  <b>102</b> C Rowe 3/19 FJ Rowe-Hansen 2/10 G Kwar 2/23	def	<b>Gunbower United</b>  <b>93</b> B Stallard 20* JT Murphy 3/16 T Paglianiti-Roberts 3/38 I Gorman-Andrews 2/1	McAlister Oval
10	7 Dec 19	<b>Youlden Parkville</b>  <b>6/129</b> V Murphy 28 G Arora 27 D Boyle 20* M Marszal 3/29	def by	<b>Sacred Heart</b>  <b>6/131</b> M Marszal 69* PM O'Brien 25 G Arora 3/23	McAlister Oval
11	14 Dec 19	<b>Flemington Colts</b>  <b>7/140(dec)</b> K Fernandez 54 A Hollow 35* D Thakur 23 L Kennedy 2/20	def	<b>Youlden Parkville</b>  <b>63</b> A Devani 3/14 T Alcock 2/5 A McSweeney 2/6 and 3/96 F Boyle 22* G Arora 20 V Murphy 20	JJ Holland Park

**FIFTH ELEVEN** - WON 4 LOST 12 DRAW 4 (Cont.)

Round	Dates	Home Team	V	Away Team	Venue
12	22 Dec 19	<b>Gunbower United</b>  82 D Watson 49 M Watson 3/20 J Sadler 2/16 F Boyle 2/16	def by	<b>Youlden Parkville</b>  88 A Rowe-Hansen 2/10 B Mogford 2/14 M Sandilands 2/22	Fawkner Park 5
13	11 Jan 20	<b>Youlden Parkville</b>  9/91 I Khan 20 F Hughes 3/9 CC McKenna 2/1	def by	<b>South Yarra</b>  9/156(cc) N Martin 34 N Dawson 30 D Narra 23 CC McKenna 21 L Hollis 20 PP Pemmaraju 2/14 F Newing 2/19 F Boyle 2/45	McAlister Oval
14	18 Jan 20	<b>Youlden Parkville</b>  115 S Newing 35 A Scott 3/8 B Alcock 2/11 T Reichert 2/15	def by	<b>Flemington Colts</b>  8/118 T Reichert 27 S Scott 26 PP Pemmaraju 5/13	McAlister Oval
15	25 Jan 20	<b>Sacred Heart</b>  124 J Bradley 37 VR Kumar 23 T Paglianiti-Roberts 4/24 L Kennedy 2/17 PP Pemmaraju 2/31	def by	<b>Youlden Parkville</b>  8/179(cc) MS Gautam 40* V Murphy 27 JR Corrigan 23 JT Murphy 20* K Oppelaar 3/50 JX Murphy 2/20	Fawkner Park 2
16	2 Feb 20	<b>Gunbower United</b>  6/138(cc) J Clayton 51* N Kiernan 31 PP Pemmaraju 2/13 JT Murphy 2/34	def	<b>Youlden Parkville</b>  57 FJ Rowe-Hansen 4/15 W Cumming 2/5 S Sandri 2/10	Fawkner Park 2
17	8 Feb 20	<b>Youlden Parkville</b>  79 JT Murphy 20 D Gurung 5/17 S Adhikari 3/16	def by	<b>Emerald Hill</b>  3/347(cc) D Roberts 188 E Buffon 87 B Cunningham 25	McAlister Oval
18	15 Feb 20	<b>Youlden Parkville</b>	drew	<b>South Yarra</b>	McAlister Oval
19	22 Feb 20	<b>Reds</b>  128 TR Skinner 50 KS Charan 20 MJ Perkins 2/8 AJ Steward 2/15 RJ Phelps 2/21	def	<b>Youlden Parkville</b>  9/127 MJ Perkins 64 TR Skinner 2/15 TP Ivaturi 2/20	Flemington Road Oval
20	1 Mar 20	<b>Emerald Hill</b> 8/192(cc) E Buffon 40 F Cichello 32 B Cunningham 27 D Buegge 22* A Hill 21 S Mawe 20 T Paglianiti-Roberts 3/27 DJ Barrett 2/23	def	<b>Youlden Parkville</b>  161 V Murphy 47 GD Banova 44 M Boyle 2/13 D Buegge 2/17 Y Reddy 2/17 D Gurung 2/35	Fawkner Park 2

**SIXTH ELEVEN** - WON 9 LOST 9 DRAW 2

Round	Dates	Home Team	V	Away Team	Venue
1	6 Oct 19	<b>Burnley CYMS</b>	drew	<b>Youlden Parkville Ryder</b>	Newmarket Reserve
2	13 Oct 19	<b>Flemington Colts</b>  3/92 V Thakkar 33* DK Silva 3/7	def	<b>Youlden Parkville Ryder</b>  91 DK Silva 24 Z Bampton 3/15 S Jensen 2/2 D De Zoete 2/24	JJ Holland Park
3	20 Oct 19	<b>Youlden Parkville Ryder</b>  118 T Talwar 35 DK Silva 26 M Drew 3/19 J Graham 2/20 J Smyth 2/23 H Nunn 2/28	def by	<b>Edinburgh</b>  124 R Hinds 31 H Nunn 28* P Moulday 25 C Hatangala 4/9 M Reddy 2/13 S Nandury 2/14	Ryder Oval
4	27 Oct 19	<b>Youlden Parkville Ryder</b>  9/182(cc) T Talwar 50 DK Silva 33 O Price 3/28 I Irving 3/39 L Hogan 2/25	def	<b>Burnley CYMS</b>  49 S Sinha 4/7 M Reddy 4/18	Ryder Oval
5	3 Nov 19	<b>Youlden Parkville Ryder</b>  126 AJ Steward 53 DS Pizzey 30 P Hargreaves 4/35 N Quon 3/17 MA Gondal 3/29	def	<b>Thornbury Turf Stokers</b>  90 S Khan 31 M Hargreaves 26 DK Silva 4/18 AJ Steward 2/8	Ryder Oval

# SIXTH ELEVEN - WON 9 LOST 9 DRAW 2 (Cont.)

Round	Dates	Home Team	V	Away Team	Venue
6	10 Nov 19	<b>Donvale</b>  <b>5/119</b> Bs Bajwa 70* B Ahmed 20* S Sinha 2/12 T Talwar 2/18	def	<b>Youlden Parkville Ryder</b>  <b>113</b> A Singh 31 AJ Steward 23 H Ahmed 3/14 W Heliotis 2/10 B Mahadeva 2/23	Donvale Reserve (Oval #1)
7	17 Nov 19	<b>Youlden Parkville McAlister</b>  <b>4/87</b> J Sadler 24* S Sinha 2/16	def	<b>Youlden Parkville Ryder</b>  <b>63</b> RD McLeod 4/4 M Ryan 3/23 EE Pizzey 2/13	Ryder Oval
8	24 Nov 19	<b>Thornbury Turf Stokers</b>  <b>95</b> F Ali 31 DK Silva 5/15 <b>and 5/66</b> M Hargreaves 22 DK Silva 3/9	def by	<b>Youlden Parkville Ryder</b>  <b>5/156(dec)</b> A Singh 47 DK Silva 37* T Talwar 25* AJ Steward 20 E Van Duuren 3/29	Corben Oval
9	1 Dec 19	<b>Youlden Parkville Ryder</b>  <b>8/124</b> DK Silva 33 A Thakur 25 F Sheikh 4/15 M Khan 2/13	drew	<b>Melbourne Ramblers</b>	Ryder Oval
10	8 Dec 19	<b>Youlden Parkville Ryder</b>  <b>57</b> T Talwar 30 A McSweeney 5/16 M Harrison 2/13	def by	<b>Flemington Colts</b>  <b>9/133(cc)</b> S Wojniak 40 RC Edwards 25* MV Putsakayala 4/15 G Arora 3/12	Ryder Oval
11	15 Dec 19	<b>Melbourne Ramblers</b>  <b>142</b> JK Prabhakar 59 VA Merupula 26 JT Murphy 3/13 DK Silva 3/29 T Talwar 2/10	def by	<b>Youlden Parkville Ryder</b>  <b>9/180(cc)</b> T Talwar 50 I Khan 40* S Bhosle 21 F Sheikh 2/22 F UI Haq 2/23 S Shouket 2/33	Walker West
12	22 Dec 19	<b>Donvale</b>  <b>4/260</b> A Jafri 69* C Smith 53* A Venugopal 31 Bs Bajwa 27 N Garg 25 D Kallro 21* A Suresh 20* S Nandury 3/59	def	<b>Youlden Parkville Ryder</b>  <b>229</b> DK Silva 47 A Chapman 44 AJ Steward 38* L Weeraratne 20 A Venugopal 3/41 V Khandelwel 2/21 R Derons 2/31	Donvale Reserve (Oval #2)
13	12 Jan 20	<b>Youlden Parkville Ryder</b>  <b>4/152</b> DK Silva 71* T Talwar 57 F Newing 3/40	def	<b>Youlden Parkville McAlister</b>  <b>7/149(cc)</b> A Van Gerrevink 58 F Newing 24 S Nandury 2/25	Ryder Oval
14	19 Jan 20	<b>Youlden Parkville Ryder</b>  <b>215</b> A Singh 74 T Talwar 42 C Waycott 3/27 B Mahadeva 2/22 V Khandelwel 2/27	def	<b>Donvale</b>  <b>94</b> Bs Bajwa 33 AJ Steward 3/12 JT Murphy 3/22	Ryder Oval
15	26 Jan 20	<b>Flemington Colts</b>  <b>117</b> A Cameron 60 S Nandury 6/28  <b>and 5/50</b> DK Silva 2/15 MV Putsakayala 2/30	def	<b>Youlden Parkville Ryder</b>  <b>59</b> A Thakur 24 PC Healey 5/23 A Cameron 3/18 A Devani 2/6  <b>and 6/120(dec)</b> T Talwar 46 A Thakur 26	Newmarket Reserve
16	2 Feb 20	<b>Melbourne Ramblers</b>  <b>6/151(cc)</b> JK Prabhakar 59* UA Khan 33 DJ Barrett 2/27 DK Silva 2/40	def	<b>Youlden Parkville Ryder</b>  <b>149</b> T Talwar 46 DK Silva 29 MV Putsakayala 24 N Kandathil 2/3 JK Prabhakar 2/22 S Shesham 2/26	Walker West
17	9 Feb 20	<b>Edinburgh</b>  <b>8/118</b> J Graham 37 JR Shadbolt 28* DK Silva 4/19	def by	<b>Youlden Parkville Ryder</b>  <b>158</b> A Chapman 41 S Nandury 29 A Singh 20 JR Shadbolt 2/18 J Graham 2/25 T Graham 2/29	WT Peterson Oval (Brunswick S Oval)
18	16 Feb 20	<b>Youlden Parkville McAlister</b>  <b>7/119</b> R Aldridge 32 S Newing 28 A Van Gerrevink 23 M Reddy 2/17 AJ Steward 2/18	def by	<b>Youlden Parkville Ryder</b>  <b>133</b> S Nandury 26 DW Fernando 25 AJ Steward 21 A Van Gerrevink 2/15 F Boyle 2/23	McAlister Oval
19	23 Feb 20	<b>Youlden Parkville Ryder</b>  <b>197</b> DK Silva 91 A Singh 58 A Chaudhari 3/18 O Price 3/23 C Kumar 2/16 MA Irving 2/20	def	<b>Burnley CYMS</b>  <b>8/134</b> F Irving 27 L Hogan 26 DK Silva 3/23	Ryder Oval



**SIXTH ELEVEN** - WON 9 LOST 9 DRAW 2 (Cont.)

Round	Dates	Home Team	V	Away Team	Venue
20	1 Mar 20	<b>Youlden Parkville Ryder</b> 145 T Talwar 36 DK Silva 23 A Singh 23 J Graham 3/27 P Nelson 2/7 M Daphne 2/36	def by	<b>Edinburgh</b>  <b>9/158(cc)</b> M Daphne 41 S Fairweather 41 SJ Olsen 27 S Sinha 3/17 M Reddy 2/21	Ryder Oval

**SEVENTH ELEVEN** - WON 11 LOST 7 DRAW 3

Round	Dates	Home Team	V	Away Team	Venue
1	6 Oct 19	<b>Youlden Parkville McAlister</b>	v	<b>BYE</b>	
2	13 Oct 19	<b>Thornbury Turf Stokers</b>  4/142 N Burhan 58 B Carroll 54 F Newing 2/17	def by	<b>Youlden Parkville McAlister</b>  7/169(cc) S Godbole 107* D Compton 2/16	Corben Oval
3	20 Oct 19	<b>Melbourne Ramblers</b>  9/171(cc) MM Fawwaz 42 S Narava 31 F Sheikh 23 A Van Gerrevink 2/14 F Newing 2/22 L Hopcraft 2/27	def	<b>Youlden Parkville McAlister</b>  115 S Newing 33 F Newing 33 F Sheikh 6/16 N Kandathil 2/8	Walker West
4	27 Oct 19	<b>La Trobe CBD</b>	def by	<b>Youlden Parkville McAlister</b>	Newmarket Reserve
5	3 Nov 19	<b>Flemington Colts</b>	drew	<b>Youlden Parkville McAlister</b>	JJ Holland Park
6	10 Nov 19	<b>Youlden Parkville McAlister</b>  9/177(cc) PT Holt 54 PP Pemmaraju 24 S Newing 23 JR Corrigan 22* A Modi 3/34 I Irving 2/23 T Williams 2/31	def	<b>Burnley CYMS</b>  5/132 MA Irving 59* L Hopcraft 3/19	Ryder Oval
7	17 Nov 19	<b>Youlden Parkville McAlister</b>  4/87 J Sadler 24* S Sinha 2/16	def	<b>Youlden Parkville Ryder</b>  63 RD McLeod 4/4 M Ryan 3/23 EE Pizzey 2/13	Ryder Oval
8	24 Nov 19	<b>Youlden Parkville McAlister</b>  100 D Shepherd 45* A Paevere 22 Lx Mizis 4/9 V Thakkar 2/10	def by	<b>Flemington Colts</b>  6/223(cc) V Thakkar 113 M Fitzpatrick 31 RC Edwards 28* V Bush 2/18 A Paevere 2/54	McAlister Oval
9	1 Dec 19	<b>Edinburgh</b>	drew	<b>Youlden Parkville McAlister</b>  8/137 PT Holt 44* J Sadler 28 J Graham 2/11 T Graham 2/24	WT Peterson Oval (Brunswick S Oval)
10	8 Dec 19	<b>Thornbury Turf Stokers</b>  9/140(cc) MS Ali 31 S Bilney 21 MA Gondal 20* L Hopcraft 3/20 F Boyle 2/12	def by	<b>Youlden Parkville McAlister</b>  8/149 J Sadler 53 R Aldridge 53* AA McKay 5/18 N Quon 3/22	Corben Oval
11	15 Dec 19	<b>Youlden Parkville McAlister</b>  2/91 R Aldridge 33 S Newing 31*	def	<b>Edinburgh</b>  90 J Graham 25 P Moulday 21 F Newing 3/7 PP Pemmaraju 3/9	McAlister Oval
12	22 Dec 19	<b>Youlden Parkville McAlister</b>  116 E Coombes 3/15 O Price 3/31 L Hogan 2/16 J Passante 2/20	def	<b>Burnley CYMS</b>  16 F Newing 5/0 L Hopcraft 4/1  and 3/45	McAlister Oval
13	12 Jan 20	<b>Youlden Parkville Ryder</b>  4/152 DK Silva 71* T Talwar 57 F Newing 3/40	def	<b>Youlden Parkville McAlister</b>  7/149(cc) A Van Gerrevink 58 F Newing 24 S Nandury 2/25	Ryder Oval
14	19 Jan 20	<b>Burnley CYMS</b>  141 MA Irving 82 F Newing 4/21 V Murphy 2/6 PG Sinclair 2/30	def by	<b>Youlden Parkville McAlister</b>  2/144 R Aldridge 75* PG Sinclair 39*	Newmarket Reserve
15	26 Jan 20	<b>Youlden Parkville McAlister</b>  7/176(cc) S Newing 68 A Van Gerrevink 20 J Watson 20 N Quon 2/27	def	<b>Thornbury Turf Stokers</b>  92 M Ryan 3/12 J Watson 2/15 L Hopcraft 2/18	McAlister Oval

**SEVENTH ELEVEN** - WON 11 LOST 7 DRAW 3 (Cont.)

Round	Dates	Home Team	V	Away Team	Venue
16	2 Feb 20	<b>Youlden Parkville McAlister</b>  <b>9/131</b> A Paevere 33 S Newing 30* J Sadler 24 M Daphne 4/22 R Blanch 3/22	def	<b>Edinburgh</b>  <b>7/130(cc)</b> S Fairweather 46* M Daphne 44 G Newing 2/5	McAlister Oval
17	9 Feb 20	<b>Youlden Parkville McAlister</b>  <b>148</b> J Sadler 34 W Aldridge 25 S Newing 22 S Shesham 4/19 M Khan 3/15 F UI Haq 2/12	def	<b>Melbourne Ramblers</b>  <b>97</b> F Sheikh 24 S Patel 20 J Watson 4/30 F Newing 3/13 F Boyle 2/18	McAlister Oval
18	16 Feb 20	<b>Youlden Parkville McAlister</b>  <b>7/119</b> R Aldridge 32 S Newing 28 A Van Gerrevink 23 M Reddy 2/17 AJ Steward 2/18	def by	<b>Youlden Parkville Ryder</b>  <b>133</b> S Nandury 26 DW Fernando 25 AJ Steward 21 A Van Gerrevink 2/15 F Boyle 2/23	McAlister Oval
19	23 Feb 20	<b>Donvale</b>  <b>2/164</b> C Smith 79* J Patel 39* Bs Bajwa 34 F Newing 2/25	def	<b>Youlden Parkville McAlister</b>  <b>3/163(cc)</b> R Aldridge 80* J Sadler 36* J Patel 2/33	Donvale Reserve (Oval #2)
20	1 Mar 20	<b>Melbourne Ramblers</b>  <b>6/222(dec)</b> MM Fawwaz 114* VA Merupula 41 S Shesham 27* F Newing 3/66 L Hopcraft 2/14	def	<b>Youlden Parkville McAlister</b>  <b>145</b> F Newing 35 R Aldridge 33 J Sadler 25 S Shouket 3/22 F UI Haq 2/14 F Sheikh 2/24 S Shesham 2/34  <b>and 4/64</b> J Sadler 22*	Walker West
SF	8 Mar 20	<b>Melbourne Ramblers</b>  <b>5/209(cc)</b> MM Fawwaz 90 S Patel 53	def	<b>Youlden Parkville McAlister</b>  <b>163</b> R Aldridge 46 M Ryan 35 S Newing 26 F Mohamed 2/22 F UI Haq 2/28 S Shesham 2/31	Walker West

**WOMENS FIRST TEAM** - WON 11 LOST 2 BYE 1

Round	Dates	Home Team	V	Away Team	Venue
1	13 Oct 19	<b>St Andrews Pascoe Vale</b>  <b>3/150</b> A Hamilton 34* L Ryan 31*	def by	<b>Youlden Parkville</b>  <b>5/206</b> M Stonehouse 60* K Offer 52*	Cole Reserve (Oval 3 - West)
2	20 Oct 19	<b>Youlden Parkville</b>	v	<b>BYE</b>	
3	27 Oct 19	<b>Pascoe Vale Hadfield</b>  <b>3/114</b> S Thurlow-Cole 33*	def by	<b>Youlden Parkville</b>  <b>3/150</b> E Kuhaupt 64* K Offer 24*	James Martin Reserve
4	10 Nov 19	<b>Youlden Parkville</b>  <b>3/193</b> M Stonehouse 30* K Offer 28* J Dillon 25* E Kuhaupt 24 K T 2/7	def	<b>Gellibrand</b>  <b>84</b> G Freer 2/10 E Caldecott 2/12 E Kuhaupt 2/13	McAlister Oval
5	17 Nov 19	<b>Melbourne Deaf</b>  <b>6/194</b> m kerridge 63 K Trinder-Scacco 21* J Dillon 2/17	def	<b>Youlden Parkville</b>  <b>3/183</b> M Stonehouse 41 E Kuhaupt 28* D Jones 26* M Dibben 25* E Sakellarios 2/23	Digman Reserve (Oval #1)
6	24 Nov 19	<b>Youlden Parkville</b>  <b>1/91</b> M Stonehouse 27* E Kuhaupt 20*	def	<b>Flemington</b>  <b>4/86</b> E Caldecott 3/6	Western Oval
7	1 Dec 19	<b>Maribyrnong Park St Marys</b>  <b>5/150</b> A Beardmore 34* M Stonehouse 3/27	def by	<b>Youlden Parkville</b>  <b>7/197</b> M Stonehouse 62 K Offer 55 A Beardmore 3/39 Z Pedersen 2/36	Maribyrnong Park (Monk Oval)
8	8 Dec 19	<b>Youlden Parkville</b>  <b>7/155</b> K Offer 88* E Rowe 2/9 J Harrison 2/10 J Wade 2/17	def	<b>Aberfeldie</b>  <b>6/150</b> S Eddington 33* J Harrison 28 M Stonehouse 2/17 K Offer 2/19	Ransford Oval
9	2 Feb 20	<b>Pascoe Vale Central</b>  <b>106</b> C Miranda 44* M Stonehouse 2/15	def by	<b>Youlden Parkville</b>  <b>0/107</b> M Stonehouse 25*	Oak Park (North Oval)

**WOMENS FIRST TEAM** - WON 11 LOST 2 BYE 1 (Cont.)

Round	Dates	Home Team	V	Away Team	Venue
10	24 Feb 20	<b>Preston Druids</b> <b>3/136</b> C Hull 23*	def by	<b>Youlden Parkville</b> <b>0/142</b> M Stonehouse 26* K Offer 25* E Caldecott 20*	W.H Robinson Reserve
11	16 Feb 20	<b>Youlden Parkville</b> <b>4/118</b> K Offer 27* E Kuhaupt 21 M Stonehouse 20	def	<b>Lancefield Cricket Club</b> <b>4/114</b> K Carbis 32* B Vandervalk 29* BL Woodburn 20 M Stonehouse 2/19	Ransford Oval
12	23 Feb 20	<b>Burnside Springs 3/107</b>	def	<b>Youlden Parkville 3/86(cc)</b>	Burnside Heights Recreation Reserve (Oval 1)
SF	1 Mar 20	<b>Burnside Springs</b> <b>6/163</b> R O'Riordan 44* J Campbell 20	def by	<b>Youlden Parkville</b> <b>6/171</b> K Offer 50* J Dillon 32* E Kuhaupt 22 M Stonehouse 21 R O'Riordan 3/14 C Negi 2/28	Burnside Heights Recreation Reserve (Oval 1)
GF	15 Mar 20	<b>Lancefield Cricket Club</b> <b>5/138</b> B Vandervalk 50* N Ncube 2/26	def by	<b>Youlden Parkville</b> <b>4/139</b> K Offer 28 N Ncube 25* K Carbis 2/17 B Vandervalk 2/26	Keilor Park Recreational Reserve (Oval 4)

**WOMENS SECOND TEAM** - WON 6 LOST 7 DRAW 0

Round	Dates	Home Team	V	Away Team	Venue
1	13 Oct 19	<b>Youlden Parkville</b> <b>4/193(cc)</b> N Ncube 40* G Freer 33* A Coulson Wiegard 28* G Connelly 28* M GIOUPAS 2/32	def	<b>Haig Fawkner/East Coburg</b> <b>8/97</b> A Coulson Wiegard 3/8 G Connelly 2/3 S Guiney 2/7	Ransford Oval
2	20 Oct 19	<b>Youlden Parkville</b> <b>6/151(cc)</b> N Ncube 41* E Kuhaupt 30* K Offer 27* B Vandervalk 2/16	def	<b>Lancefield</b> <b>6/130(cc)</b> K Carbis 27* E Consiglio 25* M Holman 24	Ransford Oval
3	27 Oct 19	<b>Keilor Park</b> <b>0/158(cc)</b> A Thambi 42* S Simon 31*	def	<b>Youlden Parkville</b> <b>7/116</b> N Ncube 22 A Thambi 2/11 S Simon 2/11	Keilor Park Recreational Reserve (Oval 3)
4	10 Nov 19	<b>Lancefield Cricket Club</b> <b>3/149(cc)</b> E Consiglio 29 B Vandervalk 26* M Holman 25* E Carboon 21*	def	<b>Youlden Parkville</b> <b>90</b> J Guiney 25 K Carbis 2/11 B Vandervalk 2/14	Lancefield Recreation Reserve (Oval 1)
5	17 Nov 19	<b>Youlden Parkville</b> <b>52</b> C Negi 2/13	def by	<b>Burnside Springs</b> <b>6/130</b> J Campbell 32* A Spiteri 24 C Negi 20* N Ncube 2/13	Ransford Oval
6	24 Nov 19	<b>Youlden Parkville</b> <b>1/134(cc)</b> M Gregory 23* G Connelly 20*	def	<b>Haig Fawkner/East Coburg</b> <b>5/108(cc)</b> T Gioupas 22*	Ransford Oval
7	1 Dec 19	<b>Youlden Parkville</b>	def	<b>Westmeadows</b>	Ransford Oval
8	8 Dec 19	<b>St Andrews Pascoe Vale</b> <b>5/147</b> A Hamilton 28* M Styles 21* G Connelly 2/9 G Freer 2/41	def	<b>Youlden Parkville</b> <b>3/137</b> N Ncube 28* G Connelly 24 A Hamilton 2/23	Cole Reserve (Oval 3 - West)
9	2 Feb 20	<b>Youlden Parkville</b> <b>111</b> G Connelly 44 K Trinder-Scacco 2/6	def by	<b>Melbourne Deaf</b> <b>114</b> S McDonald 20 A Ranjan 3/15 A Coulson Wiegard 2/9	Ransford Oval
10	9 Feb 20	<b>St Andrews Pascoe Vale</b> <b>68</b> S Guiney 2/5 E Caldecott 2/9	def by	<b>Youlden Parkville</b> <b>5/95(cc)</b> G Connelly 23*	Cole Reserve (Oval 3 - West)
11	16 Feb 20	<b>Haig Fawkner/East Coburg</b> <b>3/110(cc)</b>	def by	<b>Youlden Parkville</b> <b>6/122(cc)</b> G Connelly 53 S GIOUPAS 2/10 M GIOUPAS 2/11	Charles Mutton Reserve (Oval 1 (East))

**WOMENS SECOND TEAM** - WON 6 LOST 7 DRAW 0 (Cont.)

Round	Dates	Home Team	V	Away Team	Venue
12	23 Feb 20	<b>Youlden Parkville</b> <b>7/84(cc)</b> E Sakellarios 4/4	def by	<b>Melbourne Deaf</b> <b>4/149</b> m kerridge 27* L Sorono 24 G Connolly 2/15	Ransford Oval
SF	1 Mar 20	<b>Youlden Parkville</b> <b>6/107(cc)</b> A Coulson Wiegard 24* G Connolly 21* K Trinder-Scacco 3/24	def by	<b>Melbourne Deaf</b> <b>4/110</b> L Larcombe 23* A Coulson Wiegard 2/6	Ransford Oval



For the first time ever two Youlden Parkville teams competed against each other for premiership points. Peter Holt’s McAlister team took the chocolates in the first instalment with Silva’s Ryder team taking the next two. Above are the players who participated in the first game.



Eamon Pizzey dismissed his father David in the first Derby.

# SEASON SUMMARY 2019-20

## Season batting statistics

Team	Runs	Wkts	Runs/Wkt	Overs	Runrate	100s	50s	Ducks
A Grade	2417	112	21.58	704	3.43	2	10	19
A Reserve	1936	111	17.44	593	3.26	0	6	17
C Grade	2569	132	19.46	751	3.42	0	12	21
C North	2420	142	17.04	694	3.49	2	5	34
D Grade	1821	155	11.75	667	2.73	0	2	36
D Sun Ryder	2767	181	15.29	686	4.03	0	8	45
D Sun McAlister	2543	137	18.56	698	3.64	1	7	25
Women's T20(1)	1938	46	42.13	242	8.00	0	7	7
Women's T20(2)	1392	66	21.09	227	6.13	0	1	11
Under 16(1)	1259	50	25.18	242	5.20	0	5	8
Under 15 Girls	746	46	16.22	169	4.40	0	0	8
Under 14A	1504	76	19.79	312	4.81	0	3	20
Under 14(1) Fri	2139	50	42.78	314	6.80	0	11	6
Under 14(2) Fri	993	61	16.28	257	3.86	0	1	20
Under 13 Girls	738	108	6.83	194	3.80	0	0	1
Under 12A	2209	94	23.50	447	4.94	0	1	13
Under 12C	1038	75	13.84	319	3.25	0	0	28
Under 12(1) Fri	893	63	14.17	251	3.56	0	0	22
<b>Total</b>	<b>31322</b>	<b>1705</b>	<b>18.37</b>	<b>7767</b>	<b>4.03</b>	<b>5</b>	<b>79</b>	<b>341</b>

## Season bowling statistics

Wkts	Runs	Runs/Wkt	Overs	Runrate	FiveW
136	2406	17.69	727	3.31	2
100	1993	19.93	594	3.35	0
168	2575	15.33	728	3.53	1
162	1892	11.68	658	2.87	4
129	2344	18.17	605	3.87	1
150	2347	15.65	699	3.35	2
130	2362	18.17	627	3.77	1
63	1692	28.86	256	6.61	0
60	1470	24.50	235	6.27	0
44	1320	30.00	252	5.23	0
20	910	45.50	151	6.01	0
84	1498	17.83	318	4.71	0
72	1019	14.15	272	3.74	0
60	1985	33.08	294	6.75	0
43	1663	38.67	194	8.57	0
105	1399	13.32	409	3.42	0
68	1356	19.94	303	4.48	0
44	1511	34.34	225	6.71	0
<b>1638</b>	<b>31742</b>	<b>19.38</b>	<b>7547</b>	<b>4.21</b>	<b>11</b>

## Season win/loss record

Team	Mat	W1	W2	Draw	L1	L2	%Win
A Grade	15	8	0	3	4	0	53%
A Reserve	15	3	0	4	7	1	20%
C Grade	22	10	0	4	8	0	45%
C North	21	10	0	4	7	0	48%
D Grade	20	4	0	4	12	0	20%
D Sun Ryder	20	9	0	2	9	0	45%
D Sun McAlister	20	11	0	2	7	0	55%
Women's T20(1)	13	11	0	0	2	0	85%
Women's T20(2)	13	6	0	0	7	0	46%

## Season win/loss record

Team	Mat	W1	W2	Draw	L1	L2	%Win
Under 16(1)	11	2	0	5	4	0	18%
Under 15 Girls	11	1	0	2	8	0	9%
Under 14A	11	5	0	1	5	0	45%
Under 14(1) Fri	13	8	0	5	0	0	62%
Under 14(2) Fri	11	0	0	4	7	0	0%
Under 13 Girls	11	0	0	1	10	0	0%
Under 12A	16	12	0	1	3	0	75%
Under 12C	13	1	0	1	11	0	8%
Under 12(1) Fri	14	0	0	6	7	1	0%
<b>Total</b>	<b>270</b>	<b>101</b>	<b>0</b>	<b>49</b>	<b>118</b>	<b>2</b>	<b>37%</b>





Proudly sponsored by:



CITY OF MELBOURNE



[www.ypcc.org.au](http://www.ypcc.org.au)