

YOULDEN

CRICKETER'S ALMANAC

2012-13



**A STATISTICAL REVIEW OF
YOULDEN PARKVILLE C.C.
FOR THE SEASON 2012-13**

FOREWORD

The 2012-13 season was the 90th anniversary for the Club originally started by the late book maker Harry Youlden in 1922. It was a season, after last season winning a flag in the Thirds and the First X1 only just missing the finals, where great things were expected across all X1's on the field. Unfortunately those expectations were not met, with no sides making the finals and the indignity of the 1st X1 winning only the single game and being relegated for the second time in 4 years. Not everything was a disaster though. The Clubs 90th celebrations were a great night with players both past and present enjoying a great night at the Fitzroy Town Hall. Other social events were also extremely well attended by both Club members and guests, producing a great atmosphere around the Club for all those in attendance.

While the senior X1's struggled, the juniors involved in the Powerful Owls program built on last years success to again feature in the finals. As of writing, the Under 12 Ryder team had successfully qualified for the Grand Final after beating the previously unbeaten Taylors Lakes in the Semi Final. The Under 12 McAlister team were unlucky not to progress to the Grand Final after having a tie in the Semi Final against the higher ranked team. The under 14 team unfortunately fell out of the finals after a final round loss and the under 10 team, despite not being allowed to officially score etc, had a great time and apparently would have won a lot of games if scoring was indeed allowed. Waddy, with the assistance of Rachel Neill and Dekka, continued to run a successful In2Cricket program for 5 to 8 year olds, the breeding ground for the junior teams. Overall there were about 80 juniors involved in the Powerful Owls program. Of these, Jacob Bau, quickly followed by Eugene Thomas, were the first two juniors to 'graduate' from the Powerful Owls to represent a senior X1, giving the Club a brief taste of the bright future the junior program is providing the Club.


There were a whopping 102 senior players who strutted their stuff for YPs (up from 91 from last season) and all of them are featured in this almanac. As has been the case for a number of seasons, many were only transient contributions (36 players played two matches or less.) We had 30 players who made their YPCC debuts this season, including 5 from the SportLived program (Andrew Kirwin, Tom Gurney, Johnny Wright, Stephen Bliss and Sean Latham) and another one of Scott Boswell's former students in Sam Johnson. Some moved on immediately, however 14 of those played 4 games or more. Hopefully those remaining in Australia come back and build on this next year. I look forward to further development in the careers of Lachlan McBrien, Greg Arnold, Muneeb Khan, Pradeep Venkatesh, James Douglas, Matthew Sagoe-Crentsil, Ben Beagley and Shaun Newing.

Special individual highlights were somewhat few and far between, particularly with the bat, however Colin Cairnes did take 7-58 in the 3rds against the top side (Bentleigh) in the last round to go with his 6-40 in the 4ths, also against the top side (Barnawartha North) in round 11. Stuart Herbert took 6-26 against Power House in round 10 in the 4ths which also included a hat trick. Finally Ian Robertson had a day out against Monash Uni Gryphons in round 12.1 in the 3rds where he opened the bowling (that is not a typo) and preceded to take 6-14 off 9 overs before peeling off 54 of the required 69 runs to win in the chase! There was only one hundred made for the Club during the season. Nicholas Demelis made his maiden hundred (102) for YPCC in the 2nd X1's first win of the season in round 9.

President Paul Sinclair again led the Committee with aplomb. He was well supported by the Committee as we continue to push to sure-up our future both on and off the field. There are so many more stories to come out of 2012-13, so read on to refresh your memory. – Barney

YOULDEN RISING STAR – James Douglas **The Justin J. O'Connor Memorial Trophy**

This is a trophy to uphold youthful exuberance and talent, and at the same time pay our respects to an old friend who was taken from us so young. James Douglas joined the Club just before the Christmas break after moving to Melbourne from Perth to study at The University of Melbourne. He made an instant impact in the Thirds and Fourths with his more than handy leggies, hard hitting batting and his youthful exuberant in the field helping to offset some of the more 'aged' members of the lower X1's lack of mobility. If not for the VTCA's clearance rules he would have finished the year in the Seconds where his leggies would have been a real asset in two day cricket. James continues the fine calibre of young player to win this award.



Note: In the absence of picture of James we have instead used one of James "Buster" Douglas who famously knocked out the previously undefeated Mike Tyson to take become the undisputed heavy weight boxing champion.

BEST CLUBPERSON – Matthew Perkins

The Tom Harrington Memorial Trophy


Matt becomes only the third person to go back to back with the best Clubperson award. Matt continued on in his role as Junior Development Co-ordinator with the juniors continuing to run smoothly and the social interaction between the junior parents and senior players improving once more. Not content with this work Matt also took a leading role in the organising of the ball to celebrate the Clubs 90th anniversary, and went on a grant winning spree picking up thousands of dollars worth of grants from various government agencies. All his efforts are recognised here. Well done Matt, thanks for all your efforts. Well deserved.



CLUB CHAMPION – 547.84 POINTS

The George Moloney Jnr. Trophy

Samuel Johnson



Well Sam may not have known how to use a vacuum cleaner, rice cooker or pad lock, but he did know how to accumulate Club Champion points! The third graduate from Scott Boswell's tuition in Nottingham to spend a season at YPCC knocked up the second most runs for the Club (400) this season, along with taking 15 wickets, 6 catches and completing 2 run outs. Sam won comfortably from Anthony Steward and Paul Sinclair who finished 2nd and 3rd in the Clubs 2nd most important award. Congratulations Sam.

BATTING AND BOWLING WINNERS

FIRST ELEVEN

Brian O'Reilly Trophy	Batting	Samuel J. Johnson	24.31
Max Nicholls Trophy	Bowling	Waddington Mwayenga	21.41

SECOND ELEVEN

Armstrong Biggs & Co. Trophy	Batting	Nicholas Demelis	23.55
John Wood Memorial Trophy	Bowling	Anthony J. Steward	20.32

THIRD ELEVEN

Bob Gration Snr. Trophy	Batting	Ian J. Robertson	29.86
Ken Spargo Trophy	Bowling	Pradeep Venkatesh	21.69

FOURTH ELEVEN

George Moloney Snr. Trophy	Batting	Paul G. Sinclair	43.33
Steven Carroll Trophy	Bowling	Matthew J. Merrigan	15.40

The JOHN T. RACKSTRAW MEDAL

Voted by the Players for the Players

Samuel Johnson – 129.66 votes

Johnno's snatch and grab on the Clubs trophies this season also included the John T. Rackstraw medal (to go with the 1st X1 Ryder Award). Sam's ability to both take wickets and make runs gave him plenty of chances to get himself into games, a fact that shows in that he polled votes in nine out of the twelve games (including the first seven) he played. Johnno won in a close count from two evergreens in Fooey (2nd X1 Ryder Award) and Sinkers (4th X1 Ryder Award) with 124 and 122.84 votes respectively. Congratulations Johnno!!!

CLUB CHAMPIONSHIP STANDINGS - SEASON 2012-13

Rank	Player	Matches	Points	Last Season	Rank	Player	Matches	Points	Last Season
1	Johnson, Samuel J	12	547.84		52	Leeder, Mark T	7	59.38	40
2	Steward, Anthony J	10	449.00	14	53	Patterson, Todd	2	58.58	
3	Sinclair, Paul G	14	380.67	75	54	Ross, Glen	12	51.26	34
4	Demelis, Nicholas	9	377.00	17	55	Daniell, Wayne	1	42.92	68
5	Mwayenga, Waddington	7	369.00	2	56	Cairnes, Cameron J	7	39.68	67
6	Paulett, Andy R	11	339.00	5	57	Mackay, Chris K	12	38.30	55
7	Stringer, Michael A	11	310.00	21	58	Beagley, Ben	7	36.11	
8	Pattichis, Peter	17	291.20	23	59	Merrigan, Nick J	4	35.75	r/e
9	Marks, Russell L	7	288.00	1	60	Pearce, John G	2	35.12	69
10	Jones, Owen B	10	270.33	6	61	Crimmins, Sam B	1	34.10	r/e
11	Dewey, Derek J	11	259.00	25	62	Rush, Martin	1	32.45	
12	Cairnes, Colin M	11	246.04	54	63	Newing, Shaun	6	30.16	
13	Phillips, Andrew H	11	240.00	4	64	Diciero, Max	10	30.12	36
14	Skate, Andrew N	6	214.96	48	65	Tiruchunapalli, Raman	1	26.00	38
15	Merrigan, Matthew J	15	209.55	19	66	Fogarty, Nick	2	23.78	81
16	Kirwin, Andrew	11	203.54		67	Wood, David R	2	23.06	84
17	Diciero, George	11	199.00	24	68	Beckton, Gerald L	2	22.62	r/e
18	Burley, David L	9	191.00	29	69	Trevaskis, Steven J	17	19.95	r/e
19	Herbert, Stuart G	13	182.74	r/e	70	Corrigan, John R	10	17.71	58
20	Robertson, Ian J	8	182.12	3	71	Nardino, Benson J	3	17.44	57
21	Perkins, Matthew J	13	177.64	22	72	Latham, Sean M	1	17.40	
22	Tucker, Adam	7	175.48	28	73	Martinoski, Mario	2	17.40	
23	Clancy, Robert D	14	174.58	32	74	Lenehan, James	5	15.70	26
24	McBrien, Lachlan R	7	169.27		75	Coxon, Selby	10	15.15	88
25	Arnold, Greg	7	165.40		76	Coventry, Kristopher D	4	14.50	
26	Ranaweera, Ranaweera	7	160.58	30	77	Anchen, Samuel	1	14.00	64
27	Bliss, Stephen A	7	151.02		78	Palani, Sendhil	1	12.18	
28	Silva, Kavirathna D	9	148.69	11	79	Sagoe-Crentsil, Jonathan	1	12.18	
29	Bonaddio, Patrick	12	146.17	52	80	Sheik Nabi, Shafi A	2	12.18	49
30	Dwyer, Rohan M	18	145.02	31	81	Katsumata, Ryohei	2	11.00	70
31	Khan, Muneeb	8	142.76		82	Down, Gavin C	2	9.07	r/e
32	Pizzey, David S	13	129.09	13	83	Gallagher, Dean M	1	8.25	r/e
33	Venkatesh, Pradeep	9	127.60		84	Workman, Dane	1	7.54	
34	Phelps, Rohan J	9	127.33	20	85	Bau, Jacob	1	6.60	
35	Douglas, James	8	126.60		86	Clements, Dean A	1	4.95	r/e
36	Vogels, Dominic T	7	124.45	44	87	Isbahen, Arkam	1	4.95	41
37	Anderson, Corey B	10	113.20	45	88	Ferris, Tim	1	4.06	
38	Nandury, Subramanyam	9	105.37	8	89	Wyatt, Alistair	1	4.06	
39	Gurney, Tom	8	97.00		90	Biggs, Davin P	1	3.85	r/e
40	Jackson, David A	11	93.03	51	91	Templer, Nathan	1	3.85	
41	Shepherd, Michael P	9	90.75	56	92	Bergin, John	1	3.48	
42	Vance, Shaun D	5	85.55	9	93	Coleman, Steve	1	2.32	
43	Holt, Peter T	12	81.82	12	94	Anderson, Chris	1	1.65	
44	Wright, Peter J	5	76.00		95	Trotter, Marc C	2	1.65	r/e
45	Blake, David A	6	75.86	63	96	Sonnberg, Craig	1	1.16	91
46	Sagoe-Crentsil, Matthew	4	67.86		97	Fotheringham, Alec T	1	0.58	
47	Hodgson, Paul J	3	64	r/e	98	Thomas, Eugene	1	0.55	
48	Markwell, Clinton J	8	63.5	47	99	Claffey, Kale	1	0	37
49	Walsh, Matt	2	63	7	100	D'Alessandro, John	1	0	35
50	Theobald, Mark R	6	60.14	59	101	Pattnaik, Sambeet	1	0	61
51	van Run, Matthew W	6	59.96	43	102	Weerakoon, Hiran N	1	0	r/e

CRITERIA USED FOR THE CLUB CHAMPION

It's based on a points system as follows:-

1. One point for each run scored.
2. Fourteen points for an unassisted wicket, eg. Bowled, LBW, Caught and Bowled, Hit wicket.
3. Seven points for an assisted wicket, eg. Caught, Stumped, Run Out. In the case of an assisted wicket, seven points each goes to both the bowler and the fielder involved.
4. Fourteen points for a direct hit for a run out which is essentially an unassisted wicket.

NB: as the 3rd & 4th XI played more matches, a factor of 0.58 & 0.55 was applied to any points earned in the Threes and Fours respectively.

The Club Champion voting does not include the finals but only up until the end of the home and away games. If all four teams make the finals, then this would be included in the Club Champion voting. In this case it would also depend on whether four sides played in the Grand Finals on whether the votes in that game would be included also.

CLUB BROWNLOWS - RYDER AWARDS

FOR BEST PLAYER IN EACH OF THE THREE ELEVENS

All players give votes (3, 2 and 1) at the completion of each game (can't vote for themselves). Like the Brownlow Medal, votes are given only for the home and away games.

FIRST ELEVEN

Samuel Johnson
114 votes



SECOND ELEVEN

Anthony Steward
124 votes




THIRD ELEVEN

Robert Clancy
135 votes



FOURTH ELEVEN

Paul Sinclair
178 votes



RYDER AWARDS – Vote Breakdown

1st X1 Ryder Votes

Johnson, Samuel J	114
Mwayenga, Waddington	104
Kirwin, Andrew	98
Stringer, Michael A	95
Paulett, Andy R	91
Skate, Andrew N	36
Gurney, Tom	32
Phillips, Andrew H	29
Walsh, Matt	24
Dewey, Derek J	23
Wright, Peter J	21
Marks, Russell L	18
McBrien, Lachlan R	14
Khan, Muneeb	7
Diciero, George	6
Burley, David L	4
Jones, Owen B	3
Hodgson, Paul J	1

2nd X1 Ryder Votes

Steward, Anthony J	124
Demelis, Nicholas	74
Burley, David L	45
Jones, Owen B	43
Dewey, Derek J	40
Bliss, Stephen A	38
Anderson, Corey B	35
Arnold, Greg	33
Diciero, George	30
Marks, Russell L	27
Tucker, Adam	23
Wright, Peter J	20
Phelps, Rohan J	19
Ranaweera, Ranaweera	19
Khan, Muneeb	17
Pattichis, Peter	17
Silva, Kavirathna D	8
McBrien, Lachlan R	5
Vogels, Dominic T	5
Nandury, Subramanyam	3
van Run, Matthew W	3
Dwyer, Rohan M	2
Katsumata, Ryohei	2
Markwell, Clinton J	2

3rd X1 Ryder Votes

Clancy, Robert D	135
Venkatesh, Pradeep	106
Robertson, Ian J	91
Leeder, Mark T	47
Sinclair, Paul G	43
Bonaddio, Patrick	42
Vance, Shaun D	42
Cairnes, Colin M	36
Theobald, Mark R	30
Nandury, Subramanyam	29
Holt, Peter T	28
Tucker, Adam	28
Johnson, Samuel J	27
Ranaweera, Ranaweera M	27
Jackson, David A	26
Daniell, Wayne	24
Sagoe-Crentsil, Matthew	24
Herbert, Stuart G	23
Perkins, Matthew J	23
Newing, Shaun	21
Pizzey, David S	21
Anderson, Corey B	20
Silva, Kavirathna D	17
Diciero, Max	16
Dwyer, Rohan M	16
McBrien, Lachlan R	16
Pearce, John G	12
Vogels, Dominic T	12
Patterson, Todd	10
Beckton, Gerald L	9
Khan, Muneeb	9
Jones, Owen B	8
Martinoski, Mario	8
Sagoe-Crentsil, Jonathan	8
Corrigan, John R	7
Fogarty, Nick	6
Latham, Sean M	6
Coxon, Selby	5
Pattichis, Peter	5
Down, Gavin C	4
Lenehan, James	3
Phelps, Rohan J	3
Douglas, James	2
Shepherd, Michael P	2
Trevaskis, Steven J	2
Wood, David R	2
Bliss, Stephen A	1
Coventry, Kristopher D	1
Kirwin, Andrew	1
Skate, Andrew N	1
Workman, Dane	1

4th X1 Ryder Votes

Sinclair, Paul G	178
Cairnes, Colin M	130
Herbert, Stuart G	114
Merrigan, Matthew J	93
Pattichis, Peter	78
Douglas, James	68
Blake, David A	56
Arnold, Greg	50
Perkins, Matthew J	49
Mackay, Chris K	42
Pizzey, David S	41
Dwyer, Rohan M	33
Sheik Nabi, Shafi A	30
Tucker, Adam	30
Vogels, Dominic T	30
Crimmins, Sam B	27
Leeder, Mark T	24
Markwell, Clinton J	21
Cairnes, Cameron J	19
Jackson, David A	19
McBrien, Lachlan R	19
Nandury, Subramanyam	19
Rush, Martin	19
Jones, Owen B	17
Ross, Glen	16
Bau, Jacob	15
Patterson, Todd	11
Pearce, John G	10
Holt, Peter T	9
Bonaddio, Patrick	8
Merrigan, Nick J	8
Vance, Shaun D	7
Biggs, Davin P	6
Clements, Dean A	4
Trevaskis, Steven J	4
Anderson, Corey B	3
Bliss, Stephen A	3
Theobald, Mark R	2
Lenehan, James	1
Thomas, Eugene	1

The TOP 30 in the JOHN T. RACKSTRAW MEDAL

1	Johnson, Samuel J	129.66	16	Tucker, Adam	55.74
2	Steward, Anthony J	124.00	17	Robertson, Ian J	52.78
3	Sinclair, Paul G	122.84	18	Merrigan, Matthew J	51.15
4	Mwayenga, Waddington	104.00	19	Burley, David L	49.00
5	Kirwin, Andrew	98.58	20	Anderson, Corey B	48.25
6	Stringer, Michael A	95.00	21	Marks, Russell L	45.00
7	Paulett, Andy R	91.00	22	Venkatesh, Pradeep	42.92
8	Herbert, Stuart G	76.04	23	Wright, Peter J	41.00
9	Cairnes, Colin M	74.98	24	Leeder, Mark T	40.46
10	Demelis, Nicholas	74.00	25	Perkins, Matthew J	40.29
11	Clancy, Robert D	67.28	26	Bliss, Stephen A	40.23
12	Dewey, Derek J	63.00	27	McBrien, Lachlan R	38.73
13	Pattichis, Peter	62.80	28	Douglas, James	38.56
14	Arnold, Greg	60.50	29	Skate, Andrew N	36.58
15	Jones, Owen B	59.99	30	Diciero, George	36.00


NB: Due to the fact that the Third & Fourth Eleven played many more matches than the other three elevens, a factor of 0.58 & 0.55 were applied to any votes earned in the Third and Fourth Eleven s respectively prior to totalling up to decide the Rackstraw Medal.



Above: - Rackstraw's Raiders take a First Innings Lead to put YPCC in the box seat to win YPCC's first Premiership in 1979-80

COACH'S AWARD – MICHAEL STRINGER

Freddy's contributions to the running of training sessions and his reliability and consistency cannot be understated. On many occasions Freddy took the reigns to set up, run warm ups and fielding drills and every session he bowled his heart out, even when the brain was telling the body it had other ideas! A completely selfless player, Freddy often sacrificed his own batting time in the nets for the benefit of his team mates. He freely admits that in the ideal world there would be more suited 1st XI cricketers, but Freddy is a key figure in the Clubs current transition and excellent at working with kids. He has infinite value as a role model to not only his younger team mates but the Junior Club as a whole. Well done Freddy!



THE "QUACKER" PERFORMANCES FOR 2012-13

What a shocker. The 2012-13 saw the Club equal the season record for fat ones of 116 set back in 2009-10. With 5 ducks Dekka wins this award on count back from Max (2nd last year as well) by virtue of the fact he made the Clubs 3rd King Pair, joining Nick Merrigan and Nick Demelis, in round 9, along with another pair against Laverton in round 4. Gone are the heady days of most of the “noughties” where almost half the number of ducks were “achieved”!

G = Golden Duck (1st ball) S = Silver Duck (2nd ball) B = Bronze Duck (3rd ball) P = A Pair (2 in 1 match)
 D = Diamond Duck (0 balls faced) F* = A Fools Gold Duck K = A Golden Pair R = Royal Duck (1st ball of match)
 * a fools gold duck is one in which the batsman survives their first ball, however is then dismissed runout without facing a further delivery (cf. Diamond duck).
 Russ Degnan was the First to coin this phrase, and as far as we know Fooey was the first to make one at YPCC back in 2001.

<u>No. of Quacks</u>		<u>Players</u>				
5	Dewey, Derek J	KPS	Diciero, Max	PGGS		
4	Kirwin, Andrew	PDGB	Khan, Muneeb	PGS	Pattichis, Peter	PS
3	Dwyer, Rohan M	PR	Phillips, Andrew H	PG	Holt, Peter T	GSS
	Mwayenga, Waddington	GS	Ross, Glen	GS	Cairnes, Colin M	G
	Gurney, Tom	G	Perkins, Matthew J	SSB	Herbert, Stuart G	SS
	Coxon, Selby	S	Pizzey, David S			
2	D'Alessandro, John	PS	Markwell, Clinton J	P	Bonaddio, Patrick	DB
	Steward, Anthony J	RG	Nandury, Subramanyam	GG	Burley, David L	GB
	Douglas, James	GB	Diciero, George	G	Mackay, Chris K	G
	McBrien, Lachlan R	SS	Cairnes, Cameron J	S	Corrigan, John R	S
	Coventry, Kristopher D	B	Beagley, Ben		Trevaskis, Steven J	
	Wright, Peter J					
1	Claffey, Kale	G	Latham, Sean M	G	Merrigan, Nick J	G
	Pattnaik, Sambeet	G	Sheik Nabi, Shafi A	G	Skate, Andrew N	G
	Stringer, Michael A	G	van Run, Matthew W	G	Anchen, Samuel	S
	Biggs, Davin P	S	Jackson, David A	S	Templer, Nathan	S
	Newing, Shaun	B	Paulett, Andy R	B	Walsh, Matt	B
	Blake, David A		Clancy, Robert D		Ferris, Tim	
	Fogarty, Nick		Jones, Owen B		Marks, Russell L	
	Merrigan, Matthew J		Nardino, Benson J		Phelps, Rohan J	
	Robertson, Ian J		Silva, Kavirathna D		Theobald, Mark R	
	Trotter, Marc C		Wyatt, Alistair			

The best YPCC effort was 1994-95 with 33 ducks.

<u>1993-94</u>	<u>1994-95</u>	<u>1995-96</u>	<u>1996-97</u>	<u>1997-98</u>	<u>1998-99</u>	<u>1999-00</u>	<u>2000-01</u>	<u>2001-02</u>	<u>2002-03</u>
53	33	50	44	41	64	65	55	73	66
<u>2003-04</u>	<u>2004-05</u>	<u>2005-06</u>	<u>2006-07</u>	<u>2007-08</u>	<u>2008-09</u>	<u>2009-10</u>	<u>2010-11</u>	<u>2011-12</u>	<u>2012-13</u>
62	65	76	69	63	90	116	88	107	116

1st XI BATTING PERFORMANCES

	Player	MAT	INN	NO	100s	50s	0s	4s	6s	HS	RUNS	AVE
1	<u>Johnson, Samuel J</u>	<u>11</u>	<u>15</u>	<u>2</u>	<u>0</u>	<u>2</u>	<u>0</u>	<u>37</u>	<u>1</u>	<u>74</u>	<u>316</u>	<u>24.31</u>
2	Paulett, Andy R	11	14	0	0	1	1	20	0	66	234	16.71
3	Mwayenga, Waddington	7	11	1	0	2	3	13	0	62	173	17.30
4	Skate, Andrew N	5	6	0	0	1	1	10	0	97	159	26.50
5	Stringer, Michael A	11	14	1	0	0	1	9	7	31	142	10.92
6	Phillips, Andrew H	11	14	1	0	0	3	17	1	38	135	10.38
7	Marks, Russell L	6	9	0	0	1	1	12	1	56	132	14.67
8	Kirwin, Andrew	9	13	2	0	0	3	6	0	25	98	8.91
9	Gurney, Tom	8	11	1	0	0	3	5	0	22	76	7.60
10	Diciero, George	9	12	1	0	0	2	5	0	16	65	5.91
11	Dewey, Derek J	7	10	1	0	0	4	5	0	35	63	7.00
12	Hodgson, Paul J	3	4	0	0	0	0	3	0	20	36	9.00
13	Walsh, Matt	2	2	0	0	0	1	4	1	35	35	17.50
14	Jones, Owen B	4	5	0	0	0	1	2	0	10	18	3.60
15	McBrien, Lachlan R	1	2	1	0	0	0	0	0	14	18	18.00
16	Demelis, Nicholas	1	1	0	0	0	0	0	0	6	6	6.00
17	Khan, Muneeb	4	5	2	0	0	3	1	0	6*	6	2.00
18	Wright, Peter J	4	4	2	0	0	2	0	0	3*	4	2.00
19	Burley, David L	3	3	1	0	0	2	0	0	1*	1	0.50
20	Diciero, Max	3	4	1	0	0	2	0	0	1	1	0.33
21	Beagley, Ben	1	2	1	0	0	1	0	0	1*	1	1.00

1st XI BOWLING PERFORMANCES

	Player	MAT	O	M	R	W	5Wi	10Wm	BBI	AVE.	STR.	ECN.
1	<u>Mwayenga, Waddington</u>	<u>7</u>	<u>108</u>	<u>21</u>	<u>364</u>	<u>17</u>	<u>1</u>	<u>0</u>	<u>5/28</u>	<u>21.41</u>	<u>38.12</u>	<u>3.37</u>
2	Johnson, Samuel J	11	107	15	468	15	0	0	3/61	31.20	42.80	4.37
3	Stringer, Michael A	11	120	26	465	14	0	0	4/32	33.21	51.43	3.88
4	Kirwin, Andrew	9	69.1	14	224	10	0	0	3/24	22.40	41.50	3.24
5	Phillips, Andrew H	11	64	16	204	8	0	0	1/6	25.50	48.00	3.19
6	Khan, Muneeb	4	59	5	256	7	0	0	3/62	36.57	50.57	4.34
7	Marks, Russell L	6	44	10	163	6	0	0	2/43	27.17	44.00	3.70
8	McBrien, Lachlan R	1	4.5	0	42	3	0	0	3/42	14.00	9.67	8.69
9	Gurney, Tom	8	15	3	60	3	0	0	3/32	20.00	30.00	4.00
10	Burley, David L	3	16	2	81	3	0	0	1/19	27.00	32.00	5.06
11	Wright, Peter J	4	36	11	141	3	0	0	2/22	47.00	72.00	3.92
12	Walsh, Matt	2	17	1	69	2	0	0	2/38	34.50	51.00	4.06
13	Skate, Andrew N	5	10.1	1	69	2	0	0	1/32	34.50	30.50	6.79
14	Beagley, Ben	1	2	0	10	0	0	0	0/10	NA	NA	5.00
15	Diciero, Max	3	11	1	54	0	0	0	0/9	NA	NA	4.91



2nd XI BATTING PERFORMANCES

	Player	MAT	INN	NO	100s	50s	0s	4s	6s	HS	RUNS	AVE
1	<u>Demelis, Nicholas</u>	<u>8</u>	<u>11</u>	<u>0</u>	<u>1</u>	<u>0</u>	<u>0</u>	<u>31</u>	<u>3</u>	<u>102</u>	<u>259</u>	<u>23.55</u>
2	Steward, Anthony J	10	13	2	0	0	2	18	4	42*	183	16.64
3	Jones, Owen B	3	4	0	0	1	0	19	1	84	137	34.25
4	Dewey, Derek J	4	4	0	0	1	1	17	1	72	119	29.75
5	Bliss, Stephen A	4	5	0	0	0	0	18	0	46	112	22.40
6	Arnold, Greg	2	2	2	0	1	0	7	0	65*	95	NA
7	Diciero, George	2	3	2	0	1	0	12	1	51*	92	92.00
8	Anderson, Corey B	6	8	2	0	0	0	8	2	27	83	13.83
9	Ranaweera, Ranaweera M	5	5	1	0	0	0	12	0	25*	75	18.75
10	McBrien, Lachlan R	2	2	0	0	0	0	3	0	36	48	24.00
11	Tucker, Adam	4	5	0	0	0	0	3	0	22	47	9.40
12	Marks, Russell L	1	1	0	0	0	0	6	0	44	44	44.00
13	Silva, Kavirathna D	4	6	0	0	0	1	4	0	16	42	7.00
14	Pattichis, Peter	6	6	0	0	0	2	7	0	14	39	6.50
15	van Run, Matthew W	3	4	0	0	0	1	6	0	14	32	8.00
16	Phelps, Rohan J	5	4	1	0	0	1	3	0	16	27	9.00
17	Pizzey, David S	3	3	1	0	0	0	5	0	14	25	12.50
18	Beagley, Ben	3	4	1	0	0	0	1	0	7	22	7.33
19	Vogels, Dominic T	1	1	0	0	0	0	2	0	20	20	20.00
20	Wood, David R	1	1	0	0	0	0	1	0	19	19	19.00
21	Tiruchunapalli, Raman	1	2	1	0	0	0	2	0	8*	12	12.00
22	Khan, Muneeb	3	4	0	0	0	1	1	1	7	12	3.00
23	Lenehan, James	1	1	0	0	0	0	2	0	8	8	8.00
24	Burley, David L	5	1	1	0	0	0	0	0	8*	8	NA
25	Mackay, Chris K	2	2	1	0	0	0	0	0	4*	5	5.00
26	Perkins, Matthew J	3	3	0	0	0	1	0	0	4	5	1.67
27	Katsumata, Ryohei	2	2	1	0	0	0	0	0	3*	4	4.00
28	Markwell, Clinton J	2	4	1	0	0	2	0	0	2	3	1.00
29	Wright, Peter J	1	1	0	0	0	0	0	0	2	2	2.00
30	Bonaddio, Patrick	1	1	0	0	0	0	0	0	1	1	1.00
31	Diciero, Max	6	3	0	0	0	3	0	0	0	0	0.00
32	Kirwin, Andrew	1	1	0	0	0	1	0	0	0	0	0.00
33	Nandury, Subramanyam	1	1	0	0	0	1	0	0	0	0	0.00
34	Dwyer, Rohan M	1	2	0	0	0	2	0	0	0	0	0.00
35	D'Alessandro, John	1	2	0	0	0	2	0	0	0	0	0.00
36	Anchen, Samuel	1	1	0	0	0	1	0	0	0	0	0.00



2nd XI BOWLING PERFORMANCES

	Player	MAT	O	M	R	W	5Wi	10Wm	BBI	AVE.	STR.	ECN.
1	<u>Steward, Anthony J</u>	<u>10</u>	<u>150.4</u>	<u>39</u>	<u>386</u>	<u>19</u>	<u>0</u>	<u>0</u>	<u>4/7</u>	<u>20.32</u>	<u>47.58</u>	<u>2.56</u>
2	Burley, David L	5	49.5	9	132	12	1	0	5/68	11.00	24.92	2.65
3	Pattichis, Peter	6	36	4	192	8	0	0	4/91	24.00	27.00	5.33
4	Tucker, Adam	4	41.4	11	147	6	0	0	3/35	24.50	41.67	3.53
5	Phelps, Rohan J	5	47	7	196	5	0	0	3/116	39.20	56.40	4.17
6	Demelis, Nicholas	8	64	14	198	5	0	0	3/25	39.60	76.80	3.09
7	Wright, Peter J	1	22.4	9	32	4	0	0	4/32	8.00	34.00	1.41
8	Marks, Russell L	1	25.1	4	67	4	0	0	3/55	16.75	37.75	2.66
9	Silva, Kavirathna D	4	35	11	110	4	0	0	3/23	27.50	52.50	3.14
10	Khan, Muneeb	3	27	4	121	4	0	0	2/9	30.25	40.50	4.48
11	Anchen, Samuel	1	7	1	29	2	0	0	2/19	14.50	21.00	4.14
12	Nandury, Subramanyam	1	23	8	68	2	0	0	2/37	34.00	69.00	2.96
13	van Run, Matthew W	3	35	9	120	2	0	0	1/34	60.00	105.00	3.43
14	Diciero, Max	6	44.1	12	147	2	0	0	1/4	73.50	132.50	3.33
15	Anderson, Corey B	6	3	1	6	1	0	0	1/6	6.00	18.00	2.00
16	Bonaddio, Patrick	1	10	2	32	1	0	0	1/32	32.00	60.00	3.20
17	Pizzey, David S	3	14	3	34	1	0	0	1/8	34.00	84.00	2.43
18	Bliss, Stephen A	4	14	3	50	1	0	0	1/15	50.00	84.00	3.57
19	Wood, David R	1	1	0	7	0	0	0	0/7	NA	NA	7.00
20	D'Alessandro, John	1	2	0	11	0	0	0	0/11	NA	NA	5.50
21	Lenehan, James	1	5	0	18	0	0	0	0/18	NA	NA	3.60
22	Beagley, Ben	3	3	0	19	0	0	0	0/6	NA	NA	6.33
23	Perkins, Matthew J	3	7	3	21	0	0	0	0/21	NA	NA	3.00
24	McBrien, Lachlan R	2	2	0	24	0	0	0	0/24	NA	NA	12.00
25	Dewey, Derek J	4	2	0	25	0	0	0	0/25	NA	NA	12.50
26	Kirwin, Andrew	1	8	2	30	0	0	0	0/11	NA	NA	3.75



3rd XI BOWLING PERFORMANCES

	Player	MAT	O	M	R	W	5Wi	10Wm	BBI	AVE.	STR.	ECN.
1	Venkatesh, Pradeep	9	83	7	282	13	0	0	3/21	21.69	38.31	3.40
2	Bonaddio, Patrick	9	28.3	1	111	12	0	0	4/15	9.25	14.25	3.89
3	Clancy, Robert D	14	71	15	197	12	0	0	3/13	16.42	35.50	2.77
4	Robertson, Ian J	8	40	1	139	10	1	0	6/14	13.90	24.00	3.48
5	Cairnes, Colin M	2	25.4	2	100	8	1	0	7/58	12.50	19.25	3.90
6	Vance, Shaun D	2	17	5	84	6	0	0	4/51	14.00	17.00	4.94
7	Sagoe-Crentsil, Matthew	4	12	0	70	4	0	0	3/38	17.50	18.00	5.83
8	Tucker, Adam	2	9	5	16	3	0	0	3/16	5.33	18.00	1.78
9	Jackson, David A	4	9.5	0	25	3	0	0	2/3	8.33	19.67	2.54
10	Nandury, Subramanyam	6	37	5	136	3	0	0	2/6	45.33	74.00	3.68
11	Pearce, John G	1	7	2	11	2	0	0	2/11	5.50	21.00	1.57
12	Fogarty, Nick	2	5	2	12	2	0	0	2/4	6.00	15.00	2.40
13	Sheik Nabi, Shafi A	2	4	0	28	2	0	0	2/28	14.00	12.00	7.00
14	Cairnes, Cameron J	3	8.5	0	29	2	0	0	1/0	14.50	26.50	3.28
15	McBrien, Lachlan R	2	9	2	37	2	0	0	2/37	18.50	27.00	4.11
16	Sinclair, Paul G	3	19	5	39	2	0	0	1/15	19.50	57.00	2.05
17	Perkins, Matthew J	4	7	0	40	2	0	0	2/17	20.00	21.00	5.71
18	Khan, Muneeb	1	9	1	44	2	0	0	2/44	22.00	27.00	4.89
19	Herbert, Stuart G	3	21	4	55	2	0	0	1/16	27.50	63.00	2.62
20	Jones, Owen B	2	2	0	11	1	0	0	1/11	11.00	12.00	5.50
21	Diciero, Max	1	9	0	36	1	0	0	1/36	36.00	54.00	4.00
22	Latham, Sean M	2	12	0	43	1	0	0	1/32	43.00	72.00	3.58
23	Phelps, Rohan J	2	9	0	44	1	0	0	1/24	44.00	54.00	4.89
24	Corrigan, John R	4	10	1	59	1	0	0	1/17	59.00	60.00	5.90
25	Leeder, Mark T	5	33	9	65	1	0	0	1/10	65.00	198.00	1.97
26	Douglas, James	2	19	3	86	1	0	0	1/22	86.00	114.00	4.53
27	Sagoe-Crentsil, Jonathan	1	1	0	5	0	0	0	0/5	NA	NA	5.00
28	Fotheringham, Alec T	1	3	0	9	0	0	0	0/9	NA	NA	3.00
29	Patterson, Todd	1	4	0	11	0	0	0	0/11	NA	NA	2.75
30	Kirwin, Andrew	1	6	0	14	0	0	0	0/14	NA	NA	2.33
31	Skate, Andrew N	1	9	2	17	0	0	0	0/17	NA	NA	1.89
32	Claffey, Kale	1	2.4	0	17	0	0	0	0/17	NA	NA	6.38
33	Sonnberg, Craig	1	3	0	19	0	0	0	0/19	NA	NA	6.33
34	Bliss, Stephen A	1	6	0	21	0	0	0	0/21	NA	NA	3.50
35	Pattichis, Peter	2	7	1	23	0	0	0	0/15	NA	NA	3.29
36	Wyatt, Alistair	1	4	0	26	0	0	0	0/26	NA	NA	6.50
37	Silva, Kavirathna D	2	10	0	32	0	0	0	0/12	NA	NA	3.20
38	Ferris, Tim	1	6	0	39	0	0	0	0/39	NA	NA	6.50
39	Theobald, Mark R	3	13	2	56	0	0	0	0/8	NA	NA	4.31
40	van Run, Matthew W	3	16	3	58	0	0	0	0/9	NA	NA	3.63
41	Pizzey, David S	5	14.2	0	88	0	0	0	0/13	NA	NA	6.14
42	Lenahan, James	3	18	0	107	0	0	0	0/31	NA	NA	5.94



3rd XI BATTING PERFORMANCES

	Player	MAT	INN	NO	100s	50s	0s	4s	6s	HS	RUNS	AVE
1	Robertson, Ian J	8	8	1	0	3	1	29	0	69	209	29.86
2	Clancy, Robert D	14	14	3	0	0	1	17	1	39*	168	15.27
3	Vogels, Dominic T	5	5	1	0	0	0	7	1	39*	88	22.00
4	Johnson, Samuel J	1	1	0	0	1	0	8	1	84	84	84.00
5	Venkatesh, Pradeep	9	7	3	0	0	0	9	0	37	80	20.00
6	Daniell, Wayne	1	1	0	0	1	0	10	1	74	74	74.00
7	Nandury, Subramanyam	6	5	2	0	0	0	5	1	30	69	23.00
8	Sinclair, Paul G	3	3	0	0	0	0	8	0	38	66	22.00
9	Sagoe-Crentsil, Matthew	4	4	0	0	0	0	5	1	32	61	15.25
10	Vance, Shaun D	2	2	0	0	1	0	9	0	51	57	28.50
11	Ranaweera, Ranaweera M	2	2	0	0	0	0	6	1	42	51	25.50
12	Dwyer, Rohan M	3	3	0	0	0	0	2	0	19	45	15.00
13	Newing, Shaun	6	6	1	0	0	1	2	0	18	45	9.00
14	Jackson, David A	4	4	0	0	0	0	6	0	28	41	10.25
15	Silva, Kavirathna D	2	2	0	0	0	0	6	1	39	41	20.50
16	Bonaddio, Patrick	9	6	1	0	0	2	2	1	32*	39	7.80
17	Beckton, Gerald L	2	2	0	0	0	0	3	1	19	32	16.00
18	Tucker, Adam	2	2	1	0	0	0	0	0	24*	31	31.00
19	Theobald, Mark R	3	2	1	0	0	1	3	0	29*	29	29.00
20	Holt, Peter T	5	4	1	0	0	0	3	0	16	27	9.00
21	Anderson, Corey B	4	4	0	0	0	0	0	0	17	26	6.50
22	Patterson, Todd	1	1	0	0	0	0	3	0	25	25	25.00
23	Pizzey, David S	5	5	0	0	0	2	1	0	18	24	4.80
24	Leeder, Mark T	5	4	0	0	0	0	3	0	9	22	5.50
25	Perkins, Matthew J	4	4	0	0	0	2	1	0	15	21	5.25
26	Coventry, Kristopher D	3	3	0	0	0	1	3	0	16	18	6.00
27	Martinoski, Mario	1	1	0	0	0	0	1	0	16	16	16.00
28	Corrigan, John R	4	4	0	0	0	1	1	0	13	15	3.75
29	Palani, Sendhil	1	1	0	0	0	0	2	0	14	14	14.00
30	Sagoe-Crentsil, Jonathan	1	1	0	0	0	0	1	0	14	14	14.00
31	Cairnes, Colin M	2	2	1	0	0	1	0	0	14*	14	14.00
32	Jones, Owen B	2	2	0	0	0	0	2	0	8	14	7.00
33	Workman, Dane	1	1	0	0	0	0	0	0	13	13	13.00
34	Pattichis, Peter	2	2	0	0	0	0	0	0	9	13	6.50
35	Pearce, John G	1	1	0	0	0	0	0	0	13	13	13.00
36	Skate, Andrew N	1	1	0	0	0	0	0	0	12	12	12.00
37	van Run, Matthew W	3	2	0	0	0	0	1	0	11	12	6.00
38	Mackay, Chris K	4	4	0	0	0	1	0	0	6	10	2.50
39	Blake, David A	1	1	0	0	0	0	1	0	10	10	10.00
40	Coxon, Selby	1	1	0	0	0	0	0	0	10	10	10.00
41	Latham, Sean M	2	2	0	0	0	1	1	0	9	9	4.50
42	Down, Gavin C	1	1	0	0	0	0	0	0	9	9	9.00
43	Ross, Glen	3	2	0	0	0	1	0	0	8	8	4.00
44	Cairnes, Cameron J	3	3	1	0	0	0	1	0	4	7	3.50
45	Fogarty, Nick	2	2	0	0	0	1	1	0	6	6	3.00
46	Kirwin, Andrew	1	1	0	0	0	0	0	0	6	6	6.00
47	Bergin, John	1	1	0	0	0	0	1	0	6	6	6.00
48	Douglas, James	2	2	0	0	0	0	1	0	4	5	2.50
49	Phelps, Rohan J	2	2	0	0	0	0	0	0	3	5	2.50
50	Trevaskis, Steven J	4	2	0	0	0	0	0	0	3	5	2.50
51	Nardino, Benson J	3	3	0	0	0	1	0	0	3	4	1.33
52	Coleman, Steve	1	1	1	0	0	0	1	0	4*	4	NA
53	Beagley, Ben	1	1	0	0	0	0	0	0	2	2	2.00
54	Sonnberg, Craig	1	1	0	0	0	0	0	0	2	2	2.00
55	Herbert, Stuart G	3	2	1	0	0	1	0	0	2*	2	2.00
56	Bliss, Stephen A	1	1	0	0	0	0	0	0	2	2	2.00
57	Khan, Muneeb	1	1	0	0	0	0	0	0	1	1	1.00
58	Fotheringham, Alec T	1	1	0	0	0	0	0	0	1	1	1.00
59	Diciero, Max	1	1	1	0	0	0	0	0	0*	0	NA
60	Lenehan, James	3	2	2	0	0	0	0	0	0*	0	NA
61	Ferris, Tim	1	1	0	0	0	1	0	0	0	0	0.00
62	Claffey, Kale	1	1	0	0	0	1	0	0	0	0	0.00
63	McBrien, Lachlan R	2	2	0	0	0	2	0	0	0	0	0.00
64	Wyatt, Alistair	1	1	0	0	0	1	0	0	0	0	0.00
65	Sheik Nabi, Shafi A	2	2	1	0	0	1	0	0	0*	0	0.00
66	Pattnaik, Sambeet	1	1	0	0	0	1	0	0	0	0	0.00

4th XI BOWLING PERFORMANCES

	Player	MAT	O	M	R	W	5Wi	10Wm	BBI	AVE.	STR.	ECN.
1	Cairnes, Colin M	9	72	7	272	25	1	0	6/40	10.88	17.28	3.78
2	Herbert, Stuart G	10	72	20	207	20	1	0	6/26	10.35	21.60	2.88
3	<u>Merrigan, Matthew J</u>	<u>15</u>	<u>89</u>	<u>19</u>	<u>231</u>	<u>15</u>	<u>0</u>	<u>0</u>	<u>4/15</u>	<u>15.40</u>	<u>35.60</u>	<u>2.60</u>
4	Pattichis, Peter	9	72	20	186	13	0	0	3/7	14.31	33.23	2.58
5	Sinclair, Paul G	11	75.5	12	237	13	0	0	2/14	18.23	35.00	3.13
6	Douglas, James	6	39.5	4	138	9	0	0	3/9	15.33	26.56	3.46
7	Perkins, Matthew J	6	15	1	88	7	1	0	5/33	12.57	12.86	5.87
8	Markwell, Clinton J	6	11	1	25	4	0	0	3/11	6.25	16.50	2.27
9	Ross, Glen	9	6	9	28	4	0	0	3/15	7.00	9.00	4.67
10	Silva, Kavirathna D	3	11.5	0	38	4	0	0	2/2	9.50	17.75	3.21
11	Merrigan, Nick J	4	23	3	75	4	0	0	2/17	18.75	34.50	3.26
12	Cairnes, Cameron J	4	22	2	86	4	0	0	4/28	21.50	33.00	3.91
13	Pizzey, David S	5	30	4	91	4	0	0	3/17	22.75	45.00	3.03
14	Theobald, Mark R	3	21	0	115	4	0	0	2/37	28.75	31.50	5.48
15	Bonaddio, Patrick	2	15	3	56	3	0	0	3/25	18.67	30.00	3.73
16	Bliss, Stephen A	2	11	0	42	2	0	0	2/31	21.00	33.00	3.82
17	Leeder, Mark T	2	16	0	63	2	0	0	2/25	31.50	48.00	3.94
18	Isbahan, Arkam	1	3	0	15	1	0	0	1/15	15.00	18.00	5.00
19	Pearce, John G	1	7	1	16	1	0	0	1/16	16.00	42.00	2.29
20	Phelps, Rohan J	2	6	1	26	1	0	0	1/12	26.00	36.00	4.33
21	Gallagher, Dean M	1	8	1	27	1	0	0	1/27	27.00	48.00	3.38
22	Nandury, Subramanyam	2	12	1	28	1	0	0	1/14	28.00	72.00	2.33
23	McBrien, Lachlan R	2	16	6	43	1	0	0	1/5	43.00	96.00	2.69
24	Vance, Shaun D	3	23	0	116	1	0	0	1/49	116.00	138.00	5.04
25	Trevaskis, Steven J	13	1	0	3	0	0	0	0/3	NA	NA	3.00
26	Holt, Peter T	7	1	0	4	0	0	0	0/4	NA	NA	4.00
27	Arnold, Greg	5	2	0	10	0	0	0	0/10	NA	NA	5.00
28	Beagley, Ben	2	1	0	13	0	0	0	0/13	NA	NA	13.00
29	Weerakoon, Hiran N	1	2	0	15	0	0	0	0/15	NA	NA	7.50
30	Thomas, Eugene	1	2	0	20	0	0	0	0/20	NA	NA	10.00
31	Clements, Dean A	1	5	1	21	0	0	0	0/21	NA	NA	4.20
32	Jones, Owen B	1	3	0	25	0	0	0	0/25	NA	NA	8.33
33	Jackson, David A	7	4	0	29	0	0	0	0/6	NA	NA	7.25
34	Burley, David L	1	8	0	31	0	0	0	0/31	NA	NA	3.88
35	Lenehan, James	1	4	0	31	0	0	0	0/31	NA	NA	7.75
36	Tucker, Adam	1	9	1	42	0	0	0	0/42	NA	NA	4.67
37	Corrigan, John R	6	8	0	57	0	0	0	0/2	NA	NA	7.13



4th XI BATTING PERFORMANCES

	Player	MAT	INN	NO	100s	50s	0s	4s	6s	HS	RUNS	AVE
<u>1</u>	<u>Sinclair, Paul G</u>	<u>11</u>	<u>11</u>	<u>2</u>	<u>0</u>	<u>2</u>	<u>0</u>	<u>44</u>	<u>1</u>	<u>77</u>	<u>390</u>	<u>43.33</u>
2	Merrigan, Matthew J	15	12	3	0	0	1	14	1	31*	171	19.00
3	Shepherd, Michael P	9	9	0	0	0	0	14	1	29	158	17.56
4	Dwyer, Rohan M	14	14	0	0	0	1	7	0	21	120	8.57
5	Perkins, Matthew J	6	5	1	0	1	0	10	0	73	103	25.75
6	Blake, David A	5	5	0	0	0	1	10	1	41	99	19.80
7	Arnold, Greg	5	5	2	0	0	0	2	0	45*	93	31.00
8	Jackson, David A	7	7	0	0	0	1	5	0	27	89	12.71
9	Pattichis, Peter	9	9	0	0	0	2	3	1	19	83	9.22
10	Vogels, Dominic T	1	1	0	0	1	0	7	1	77	77	77.00
11	Douglas, James	6	5	0	0	0	2	4	1	24	69	13.80
12	Jones, Owen B	1	1	1	0	1	0	5	3	66*	66	NA
13	Crimmins, Sam B	1	1	0	0	1	0	7	1	62	62	62.00
14	Rush, Martin	1	1	0	0	1	0	4	3	59	59	59.00
15	Herbert, Stuart G	10	8	3	0	0	2	3	2	29*	56	11.20
16	Patterson, Todd	1	1	0	0	1	0	6	2	51	51	51.00
17	Mackay, Chris K	6	4	0	0	0	1	5	1	33	50	12.50
18	Pizzey, David S	5	5	0	0	0	1	5	0	20	48	9.60
19	Cairnes, Colin M	9	7	1	0	0	2	2	0	17	43	7.17
20	Leeder, Mark T	2	2	1	0	0	0	4	2	28*	42	42.00
21	Markwell, Clinton J	6	6	1	0	0	0	3	0	20	40	8.00
22	Holt, Peter T	7	7	1	0	0	3	2	1	24	34	5.67
23	Trevaskis, Steven J	13	9	1	0	0	2	0	0	9	24	3.00
24	Tucker, Adam	1	1	0	0	0	0	4	0	24	24	24.00
25	Vance, Shaun D	3	3	0	0	0	0	0	0	9	22	7.33
26	Ross, Glen	9	6	2	0	0	2	0	0	8*	21	5.25
27	Silva, Kavirathna D	3	3	1	0	0	0	3	0	12	18	9.00
28	Nandury, Subramanyam	2	2	1	0	0	1	2	0	17*	17	17.00
29	Bonaddio, Patrick	2	2	0	0	0	0	2	0	14	16	8.00
30	Lenehan, James	1	1	0	0	0	0	0	0	14	14	14.00
31	Pearce, John G	1	1	0	0	0	0	1	0	14	14	14.00
32	McBrien, Lachlan R	2	2	0	0	0	0	1	0	7	12	6.00
33	Clements, Dean A	1	1	0	0	0	0	2	0	9	9	9.00
34	Corrigan, John R	6	4	1	0	0	1	1	0	6	9	3.00
35	Beagley, Ben	2	2	0	0	0	1	2	0	9	9	4.50
36	Theobald, Mark R	3	2	0	0	0	0	1	0	4	8	4.00
37	Phelps, Rohan J	2	2	0	0	0	0	1	0	7	8	4.00
38	Bliss, Stephen A	2	2	0	0	0	0	0	0	4	8	4.00
39	Gallagher, Dean M	1	1	0	0	0	0	1	0	8	8	8.00
40	Bau, Jacob	1	1	0	0	0	0	0	0	5	5	5.00
41	Trotter, Marc C	2	2	0	0	0	1	0	0	3	3	1.50
42	Anderson, Chris	1	1	1	0	0	0	0	0	3*	3	NA
43	Coxon, Selby	9	5	1	0	0	3	0	0	3	3	0.75
44	Isbahan, Arkam	1	1	0	0	0	0	0	0	2	2	2.00
45	Merrigan, Nick J	4	3	1	0	0	1	0	0	2	2	1.00
46	Cairnes, Cameron J	4	3	0	0	0	2	0	0	1	1	0.33
47	Thomas, Eugene	1	1	1	0	0	0	0	0	1*	1	NA
48	Templer, Nathan	1	1	0	0	0	1	0	0	0	0	0.00
49	Weerakoon, Hiran N	1	1	1	0	0	0	0	0	0*	0	NA
50	Down, Gavin C	1	1	1	0	0	0	0	0	0*	0	NA
51	Coventry, Kristopher D	1	1	0	0	0	1	0	0	0	0	0
52	Biggs, Davin P	1	1	0	0	0	1	0	0	0	0	0

CRITERIA USED FOR BATTING AND BOWLING TROPHIES

BATTING - MINIMUM QUALIFICATIONS

1. A Batsman must score over 200 runs in that Eleven.
2. A Batsman must have a minimum of 5 innings in that Eleven.

If no player achieves the 200 run target, then the trophy goes to the player with the next highest number of runs as long as qualification 2 is also met. If two players achieve the same number of runs and both have had at least 5 innings it will be decided on averages of those players.

BOWLING - MINIMUM QUALIFICATIONS

1. A Bowler must achieve 15 wickets in that Eleven
2. A Bowler must have bowled a minimum of 80 overs in that Eleven

If a bowler achieves both the above criteria above then he will qualify for the award. If two or more bowlers achieve 15 wickets and the minimum number of overs it will then be determined on averages.

If no bowler achieves 15 wickets then it goes to the bowler with the next highest number of wickets providing he has bowled more than 80 overs in that eleven. If two or more bowlers have the same number of wickets and bowled the minimum number of overs then it will be decided on averages.

If no bowler achieves the second criterion, this figure is reduced in blocks of ten until at least one player has qualified in that Eleven.

TOP BATTING PERFORMANCES FOR 2012-13

	SCORE	PLAYER	ELEVEN	ROUND	INNS	OPPONENT
1	102	Demelis, Nicholas	Second	9	1	Footscray United
2	97	Skate, Andrew N	First	10	1	Sunshine Druids
3	84	Jones, Owen B	Second	4	1	Laverton
4	84	Johnson, Samuel J	Third	1	1	Monash Uni Gryphons
5	77	Sinclair, Paul G	Fourth	12	1	East Malvern Tooronga
6	77	Vogels, Dominic T	Fourth	19	1	Sacred Heart
7	74	Johnson, Samuel J	First	4	2	Laverton
8	74	Daniell, Wayne	Third	9.1	1	Parkville District
9	73	Perkins, Matthew J	Fourth	12	1	East Malvern Tooronga
10	72	Dewey, Derek J	Second	10	1	Sunshine Druids
11	69	Robertson, Ian J	Third	4.1	1	Melbourne City
12	66*	Jones, Owen B	Fourth	11	1	Barnawartha North
13	66	Paulett, Andy R	First	11	1	Williamstown CYMS
14	65*	Arnold, Greg	Second	10	1	Sunshine Druids
15	62	Mwayenga, Waddington	First	10	1	Sunshine Druids
16	62	Crimmins, Sam B	Fourth	9	1	Burnley CYMS
17	61	Robertson, Ian J	Third	6.2	1	Bentleigh
18	59	Rush, Martin	Fourth	11	1	Barnawartha North
19	56	Marks, Russell L	First	3	2	Royal Park / Brunswick
20	54*	Johnson, Samuel J	First	3	2	Royal Park / Brunswick
21	54*	Robertson, Ian J	Third	12.1	1	Monash Uni Gryphons
22	53*	Mwayenga, Waddington	First	9	2	Footscray United
23	52	Sinclair, Paul G	Fourth	3	1	Power House
24	51	Patterson, Todd	Fourth	11	1	Barnawartha North
25	51	Vance, Shaun D	Third	9.1	1	Parkville District
26	51*	Diciero, George	Second	8	1	Keilor Park

TOP BOWLING PERFORMANCES FOR 2012-13

	Player	O	M	R	W	ELEVEN	ROUND	INNS	OPPONENT
1	Cairnes, Colin M	16.4	2	58	7	Third	13	1	Bentleigh
2	Robertson, Ian J	9	1	14	6	Third	12.1	1	Monash Uni Gryphons
3	Herbert, Stuart G	9	3	26	6	Fourth	10	1	Power House
4	Cairnes, Colin M	7.5	0	40	6	Fourth	11	1	Barnawartha North
5	Mwayenga, Waddington	16	8	28	5	First	10	1	Sunshine Druids
6	Perkins, Matthew J	8	1	33	5	Fourth	13	1	Reds
7	Burley, David L	25	4	68	5	Second	10	1	Sunshine Druids

TOP RUN SCORERS EXCEEDING 100 RUNS

	Player	MAT	INN	NO	100s	50s	0s	4s	6s	HS	RUNS	AVE
1	Sinclair, Paul G	14	14	2	0	2	0	52	1	77	456	38.00
2	Johnson, Samuel J	12	16	2	0	3	0	45	2	84	400	28.57
3	Demelis, Nicholas	9	12	0	1	0	0	31	3	102	265	22.08
4	Jones, Owen B	10	12	1	0	2	1	28	4	84	235	21.36
5	Paulett, Andy R	11	14	0	0	1	1	20	0	66	234	16.71
6	Robertson, Ian J	8	8	1	0	3	1	29	0	69	209	29.86
7	Arnold, Greg	7	7	4	0	1	0	9	0	65*	188	62.67
8	Vogels, Dominic T	7	7	1	0	1	0	16	2	77	185	30.83
9	Steward, Anthony J	10	13	2	0	0	2	18	4	42*	183	16.64
10	Dewey, Derek J	11	14	1	0	1	5	22	1	72	182	14.00
11	Marks, Russell L	7	10	0	0	1	1	18	1	56	176	17.60
12	Mwayenga, Waddington	7	11	1	0	2	3	13	0	62	173	17.30
13	Merrigan, Matthew J	15	12	3	0	0	1	14	1	31*	171	19.00
14	Skate, Andrew N	6	7	0	0	1	1	10	0	97	171	24.43
15	Clancy, Robert D	14	14	3	0	0	1	17	1	39*	168	15.27
16	Dwyer, Rohan M	18	19	0	0	0	3	9	0	21	165	8.68
17	Shepherd, Michael P	9	9	0	0	0	0	14	1	29	158	17.56
18	Diciero, George	11	15	3	0	1	2	17	1	51*	157	13.08
19	Stringer, Michael A	11	14	1	0	0	1	9	7	31	142	10.92
20	Phillips, Andrew H	11	14	1	0	0	3	17	1	38	135	10.38
21	Pattichis, Peter	17	17	0	0	0	4	10	0	19	135	7.94
22	Jackson, David A	11	11	0	0	0	1	9	0	28	130	11.82
23	Perkins, Matthew J	13	12	1	0	1	3	11	0	73	129	11.73
24	Ranaweera, Ranaweera M	7	7	1	0	0	0	18	1	42	126	21.00
25	Bliss, Stephen A	7	8	0	0	0	0	18	0	46	122	15.25
26	Blake, David A	6	6	0	0	0	1	11	1	41	109	18.17
27	Anderson, Corey B	10	12	2	0	0	0	8	2	27	109	10.90
28	Kirwin, Andrew	11	15	2	0	0	4	6	0	25	104	8.00
29	Tucker, Adam	7	8	1	0	0	0	7	0	24*	102	14.57
30	Silva, Kavirathna D	9	11	1	0	0	1	13	1	39	101	10.10

TOP WICKET TAKERS EXCEEDING 10 WICKETS

	Player	MAT	O	M	R	W	5Wi	10Wm	BBI	AVE.	STR.	ECN.
1	Cairnes, Colin M	11	97.4	9	372	33	2	0	7/58	11.27	17.76	3.81
2	Herbert, Stuart G	13	93	24	262	22	1	0	6/26	11.91	25.36	2.82
3	Pattichis, Peter	17	115	25	401	21	0	0	4/91	19.10	32.86	3.49
4	Steward, Anthony J	10	150.4	39	386	20	0	0	4/7	19.30	45.20	2.56
5	Mwayenga, Waddington	7	108	21	364	17	1	0	5/28	21.41	38.12	3.37
6	Bonaddio, Patrick	12	53.3	6	199	16	0	0	4/15	12.44	20.06	3.72
7	Merrigan, Matthew J	15	89	19	231	15	0	0	4/15	15.40	35.60	2.60
8	Burley, David L	9	73.5	11	244	15	1	0	5/68	16.27	29.53	3.30
9	Sinclair, Paul G	14	94.5	17	276	15	0	0	2/14	18.40	37.93	2.91
10	Johnson, Samuel J	12	107	15	468	15	0	0	3/61	31.20	42.80	4.37
11	Stringer, Michael A	11	120	26	465	14	0	0	4/32	33.21	51.43	3.88
12	Venkatesh, Pradeep	9	83	7	282	13	0	0	3/21	21.69	38.31	3.40
13	Khan, Muneeb	8	95	10	421	13	0	0	3/62	32.38	43.85	4.43
14	Clancy, Robert D	14	71	15	197	12	0	0	3/13	16.42	35.50	2.77
15	Robertson, Ian J	8	40	1	139	10	1	0	6/14	13.90	24.00	3.48
16	Douglas, James	8	58.5	7	224	10	0	0	3/9	22.40	35.30	3.81
17	Marks, Russell L	7	69.1	14	230	10	0	0	3/55	23.00	41.50	3.33
18	Kirwin, Andrew	11	83.1	16	268	10	0	0	3/24	26.80	49.90	3.22

CATCHES FOR SEASON 2012-13

Andy Paulett ended up being involved in the most fielding dismissals for the season. He did keep for a couple of games, however the majority of his dismissals were from catches with the gloves off. In the First XI's only win for the year he took six catches, which was more than all bar ten players took for the entire season! If you didn't make this list let's just hope that it was because a chance didn't come your way, rather than it being due to fingers of butter.

	PLAYER	MAT	TOTAL DISMISSALS	CATCHES NON WK	CATCHES WK	RUNNOUTS ASSISTED	RUNNOUTS UNASSISTED	STUMPINGS
1	Paulett, Andy R	11	15	12	0	1	0	2
2	Dewey, Derek J	11	11	2	4	2	0	3
3	Dwyer, Rohan M	18	11	0	6	3	1	1
4	Demelis, Nicholas	9	10	7	0	2	1	0
5	Holt, Peter T	12	10	3	1	4	2	0
6	Jones, Owen B	10	10	2	4	2	0	2
7	Pattichis, Peter	17	8	6	0	1	1	0
8	Perkins, Matthew J	13	8	7	0	0	1	0
9	Ranaweera, Ranaweera M	7	8	3	2	1	0	2
10	Steward, Anthony J	10	7	7	0	0	0	0
11	Diciero, George	11	6	6	0	0	0	0
12	Johnson, Samuel J	12	6	4	0	1	1	0
13	McBrien, Lachlan R	7	6	1	3	1	1	0
14	Merrigan, Matthew J	15	6	6	0	0	0	0
15	Phelps, Rohan J	9	6	5	0	0	1	0
16	Sinclair, Paul G	14	6	4	0	0	2	0
17	Douglas, James	8	5	2	0	1	2	0
18	Pizzey, David S	13	5	3	0	1	1	0
19	Blake, David A	6	4	4	0	0	0	0
20	Bonaddio, Patrick	12	4	4	0	0	0	0
21	Hodgson, Paul J	3	4	0	4	0	0	0
22	Markwell, Clinton J	8	4	2	0	2	0	0
23	Mwayenga, Waddington	7	4	4	0	0	0	0
24	Patterson, Todd	2	4	3	0	1	0	0
25	Ross, Glen	12	4	3	0	1	0	0
26	Bliss, Stephen A	7	3	3	0	0	0	0
27	Burley, David L	9	3	2	0	1	0	0
28	Clancy, Robert D	14	3	3	0	0	0	0
29	Marks, Russell L	7	3	3	0	0	0	0
30	Nandury, Subramanyam	9	3	3	0	0	0	0
31	Nardino, Benson J	3	3	3	0	0	0	0
32	Silva, Kavirathna D	9	3	2	0	1	0	0
33	Skate, Andrew N	6	3	3	0	0	0	0
34	Stringer, Michael A	11	3	3	0	0	0	0
35	Theobald, Mark R	6	3	2	0	0	1	0
36	Tucker, Adam	7	3	3	0	0	0	0
37	Anderson, Corey B	10	2	0	2	0	0	0
38	Coxon, Selby	10	2	2	0	0	0	0
39	Fogarty, Nick	2	2	2	0	0	0	0
40	Herbert, Stuart G	13	2	2	0	0	0	0
41	Martinoski, Mario	1	2	2	0	0	0	0
42	Merrigan, Nick J	4	2	2	0	0	0	0
43	Phillips, Andrew H	11	2	1	0	1	0	0
44	Vogels, Dominic T	7	2	1	1	0	0	0
45	Beagley, Ben	7	1	1	0	0	0	0
46	Beckton, Gerald L	2	1	1	0	0	0	0
47	Biggs, Davin P	1	1	0	1	0	0	0
48	Coventry, Kristopher D	4	1	1	0	0	0	0
49	Down, Gavin C	2	1	1	0	0	0	0
50	Ferris, Tim	1	1	1	0	0	0	0
51	Jackson, David A	11	1	1	0	0	0	0
52	Katsumata, Ryohei	2	1	0	0	1	0	0
53	Khan, Muneeb	8	1	1	0	0	0	0
54	Newing, Shaun	6	1	1	0	0	0	0
55	Palani, Sendhil	1	1	1	0	0	0	0
56	Robertson, Ian J	8	1	1	0	0	0	0
57	Sagoe-Crentsil, Jonathan	1	1	1	0	0	0	0
58	Sagoe-Crentsil, Matthew	4	1	1	0	0	0	0
59	Sheik Nabi, Shafi A	2	1	1	0	0	0	0
60	Shepherd, Michael P	9	1	1	0	0	0	0
61	Templer, Nathan	1	1	1	0	0	0	0
62	Tiruchunapalli, Raman	1	1	0	0	0	1	0
63	Trevaskis, Steven J	17	1	1	0	0	0	0
64	van Run, Matthew W	6	1	1	0	0	0	0
65	Venkatesh, Pradeep	9	1	1	0	0	0	0
66	Walsh, Matt	2	1	0	0	0	1	0
67	Wood, David R	2	1	0	1	0	0	0
68	Wright, Peter J	5	1	0	0	0	1	0
69	Wyatt, Alistair	1	1	1	0	0	0	0

Mr. UNECONOMICAL - MOST RUNS HIT OFF ONE OVER

The bowlers took a real hammering this season. Last season there were "only" 44 overs that went for more than 10 runs. This season a whopping 110 overs went for more than 10 runs! Johnny Wright copped the most punishment in a single over in his first game for the Club going for 22! Originally selected in the 2nds, Johnny was a late replacement for Muneeb who was running very late. Unfortunately for Johnny the Westmeadows pitch was a dust bowl and he, like the rest of the bowlers, copped a caning after Westmeadows had past our score. Welcome to Australia Johnny!

RUNS	BOWLER		OPPOSITION	RND	INNS	X1
22	PJ Wright	vs	Westmeadows	7	1	First
18	PG Sinclair	vs	Barnawartha North	20	1	Fourth
17	AJ Steward	vs	Strathmore	5	1	Second
17	SJ Johnson	vs	Westmeadows	7	1	First
17	M Diciero	vs	Westmeadows	7	1	Second
17	P Bonaddio	vs	Monash Uni Gryphons	12.2	1	Third
16	SJ Johnson	vs	Strathmore	5	1	First
16	MA Stringer	vs	Westmeadows	7	1	First
16	M Diciero	vs	Westmeadows	7	1	Second
16	DL Burley	vs	Power House	10	1	Fourth
16	P Venkatesh	vs	Reds	10	1	Third
15	A Kirwin	vs	Altona North	1	1	First
15	W Mwayenga	vs	Strathmore	5	1	First
15	M Khan	vs	Strathmore	5	1	Second
15	DJ Dewey	vs	Westmeadows	7	1	Second
15	A Tucker	vs	Keilor Park	8	1	Second
15	J Douglas	vs	Bentleigh	13	1	Third
14	M Diciero	vs	Doutta Stars	2	2	First
14	MA Stringer	vs	Royal Park Brunswick	3	1	First
14	SJ Johnson	vs	Royal Park Brunswick	3	1	First
14	A Wyatt	vs	Parkville Districts	3.2	1	Thirds
14	RJ Phelps	vs	Laverton	4	1	Second
14	RL Marks	vs	Strathmore	5	1	First
14	DS Pizzey	vs	Bentleigh	6.1	1	Third
14	AH Phillips	vs	Westmeadows	7	1	First
14	OB Jones	vs	Barnawartha North	11	1	Fourth
14	MJ Perkins	vs	East Malvern Tooronga	12	1	Fourth
14	MJ Perkins	vs	Monash Uni Gryphons	12.2	1	Thirds
14	CM Cairnes	vs	East Malvern Tooronga	15	1	Fourth
14	JR Corrigan	vs	Barnawartha North	18	1	Fourth
14	JR Corrigan	vs	Barnawartha North	18	1	Fourth
13	M Sagoe-Crentsil	vs	Monash Uni Gryphons	1	1	Third
13	KDK Silva	vs	Doutta Stars	2	1	Second
13	S Nandury	vs	Doutta Stars	2	2	Second
13	S Sheik Nabi	vs	Parkville Districts	3.1	1	Third
13	A Kirwin	vs	Laverton	4	2	First
13	S Nandury	vs	Melbourne City	4.1	1	Third
13	P Pattichis	vs	Strathmore	5	1	Second
13	P Pattichis	vs	East Malvern Tooronga	6	1	Fourth
13	DL Burley	vs	Westmeadows	7	1	First
13	DL Burley	vs	Keilor Park	8	1	Second
13	A Tucker	vs	Keilor Park	8	1	Second
13	L McBrien	vs	Keilor Park	8	1	Second
13	B Beagley	vs	Sacred Heart	8	1	Fourth
13	CM Cairnes	vs	Sacred Heart	8	1	Fourth
13	SD Vance	vs	Burnley CYMS	9	1	Fourth
13	JR Corrigan	vs	Reds	10	1	Third
13	L McBrien	vs	Williamstown CYMS	11	1	First
13	P Pattichis	vs	Williamstown CYMS	11	1	Second
13	DS Pizzey	vs	Bentleigh	13	1	Third



BEST PARTNERSHIPS FOR EACH OF THE ELEVEN

*Minimum 25 runs.

FIRST ELEVEN

WICKET	P'SHIP	BATTERS	ROUND	INN	OPPONENT
1	52	Russell Marks - Samuel Johnson*	4	2	Laverton
2	36	Samuel Johnson - Andy Paulett*	1	1	Altona North
3	109	Samuel Johnson* - Russell Marks	3	2	Royal Park / Brunswick
4	65	Samuel Johnson* - Andrew Skate	4	2	Laverton
5	88	Waddington Mwayenga - Andrew Skate*	10	1	Sunshine Druids
6	42	Andy Paulett* - Lachlan McBrien	11	1	Williamstown CYMS
7	63	Andrew Skate* - Andrew Phillips	10	1	Sunshine Druids
8	56	Andrew Skate* - Michael Stringer	10	1	Sunshine Druids
9	50	Waddington Mwayenga* - Michael Stringer	9	2	Footscray United
10	33	Derek Dewey* - Michael Stringer	5	1	Strathmore

OTHER PARTNERSHIPS OF 50 RUNS AND OVER

WICKET	P'SHIP	BATTERS	ROUND	INN	OPPONENT
4	55	Samuel Johnson* - Waddington Mwayenga	5	2	Strathmore

SECOND ELEVEN

WICKET	P'SHIP	BATTERS	ROUND	INN	OPPONENT
1	46	Anthony Steward - Corey Anderson*	7	1	Westmeadows
2	86	Derek Dewey - Greg Arnold*	10	1	Sunshine Druids
3	52	Owen Jones* - Dominic Vogels	4	1	Laverton
4	106	Nicholas Demelis* - Lachlan McBrien	9	1	Footscray United
5	56	Owen Jones - Greg Arnold*	4	1	Laverton
6	44	Nicholas Demelis - Ranaweera Ranaweera*	2	1	Doutta Stars
7	33	Ranaweera Ranaweera* - Matthew van Run	3	2	Royal Park / Brunswick
8		No partnerships of 25 runs or greater			
9		No partnerships of 25 runs or greater			
10		No partnerships of 25 runs or greater			

OTHER PARTNERSHIPS OF 50 RUNS AND OVER (2nd XI)

WICKET	P'SHIP	BATTERS	ROUND	INN	OPPONENT
2	70 *	Anthony Steward* - George Dicio*	9	2	Footscray United
2	68	Russell Marks* - Owen Jones	11	1	Williamstown CYMS
4	55	Nicholas Demelis - David Wood*	11	1	Williamstown CYMS



Jacob Bau faces his first ball for the YPCC 4th XI. Jacob became the first YPCC junior to graduate to a YPCC senior XI.



Colin Cairnes not only produced a mean 90th video he is also pretty handy with the ball. Col took the most wickets (33) and had the best innings figures for the

THIRD ELEVEN

WICKET	P'SHIP	BATTERS	ROUND	INN	OPPONENT
1	107	Ian Robertson* - Rohan Dwyer	4	1	Melbourne City
2	96	Shaun Vance - Wayne Daniell*	9	1	Parkville District
3	44	Paul Sinclair* - Robert Clancy	5	1	Burnley CYMS
4	92	Samuel Johnson* - Matthew Sagoe-Crentsil	1	1	Monash Uni Gryphons
5	73	Pradeep Venkatesh - Subramanyam Nandury*	12	1	Monash Uni Gryphons
6	30	David Blake - Matthew Sagoe-Crentsil*	6	1	Bentleigh
7	37 *	Colin Cairnes* - Subramanyam Nandury*	4	1	Melbourne City
8	32	Ranaweera Ranaweera* - John Corrigan	10	1	Reds
9	27	Mark Theobald* - Patrick Bonaddio	7	1	Reds
10		No partnerships of 25 runs or greater			

OTHER PARTNERSHIPS OF 50 RUNS AND OVER (3rd XI)

WICKET	P'SHIP	BATTERS	ROUND	INN	OPPONENT
1	54	Ian Robertson* - Sean Latham	6	1	Bentleigh

FOURTH ELEVEN

WICKET	P'SHIP	BATTERS	ROUND	INN	OPPONENT
1	101	Martin Rush* - Todd Patterson	11	1	Barnawartha North
2	61	Greg Arnold - Paul Sinclair*	16	1	South Yarra
3	83	Owen Jones* - Paul Sinclair	11	1	Barnawartha North
4	46	David Blake - James Douglas*	17	1	Burnley CYMS
5	149	Paul Sinclair - Matthew Perkins*	12	1	East Malvern Tooronga
6	85	Dominic Vogels - Matthew Merrigan*	19	1	Sacred Heart
7	37	Matthew Merrigan* - James Douglas	13	1	Reds
8	74	Greg Arnold* - Matthew Merrigan	5	1	Sacred Heart
9	33	Subramanyam Nandury* - Colin Cairnes	8	1	Sacred Heart
10	40	Mark Leeder* - Steven Trevaskis	4	1	Reds

Note: (1) The 5th Wicket partnership between Paul Sinclair and Matthew Perkins is new record for the 5th wicket for the Fourth XI. It bettered the previous record of 122* which was set by David Lane and Simon Ovenden against Parkville Districts in 1998/99.

(2) The 8th Wicket partnership between Greg Arnold and Matthew Merrigan is new record for the 8th wicket for the Fourth XI. It bettered the previous record of 70 which was set by Robert Clancy and Bruce Webber against Seddon in 2000/01.

OTHER PARTNERSHIPS OF 50 RUNS AND OVER (4th XI)

WICKET	P'SHIP	BATTERS	ROUND	INN	OPPONENT
2	51	Michael Shepherd - David Pizzey*	2	1	South Yarra
3	56	Peter Holt - Paul Sinclair*	10	1	Power House

OVER ALL ELEVEN

WICKET	P'SHIP	BATTERS	GRADE	ROUND	INN	OPPONENT
1	107	Ian Robertson* - Rohan Dwyer	MCA:C Grade	4	1	Melbourne City
2	96	Shaun Vance - Wayne Daniell*	MCA:C Grade	9	1	Parkville District
3	109	Samuel Johnson* - Russell Marks	VTCA:North Division	3	2	Royal Park / Brunswick
4	106	Nicholas Demelis* - Lachlan McBrien	VTCA:North Seconds	9	1	Footscray United
5	149	Paul Sinclair - Matthew Perkins*	MCA:D Grade	12	1	East Malvern Tooronga
6	85	Dominic Vogels - Matthew Merrigan*	MCA:D Grade	19	1	Sacred Heart
7	63	Andrew Skate* - Andrew Phillips	VTCA:North Division	10	1	Sunshine Druids
8	74	Greg Arnold* - Matthew Merrigan	MCA:D Grade	5	1	Sacred Heart
9	50	Waddington Mwayenga* - Michael Stringer	VTCA:North Division	9	2	Footscray United
10	40	Mark Leeder* - Steven Trevaskis	MCA:D Grade	4	1	Reds

BEST BATTING PARTNERSHIPS FOR EACH WICKET

OVER ALL ELEVENS

170*	1st	BP Maplestone (101*) / G. Whitson (45*)	Vs. Aberfeldie Park	North E	4th Eleven	1998/99
173*	2nd	JD Cofield (101*) / IJ Robertson (56*)	Vs. Reds	MCA C Grade	4th Eleven	2008/09
179	3rd	PG Sinclair (102) / S Womersley (107*)	Vs. Old Essendon Grammar	Senior A1	1st Eleven	1996/97
219	4th	AM Brodie (202*) / DG Wright (69)	Vs. Highett	Senior A1	1st Eleven	2002/03
167*	5th	SG Moloney (107) / CT Smith (55)	Vs. Flemington Kensington	North A	1st Eleven	1986/87
134	6th	TE Archbold (163) / MB Walshe (36)	Vs. Seddon	North C1	3rd Eleven	2002/03
138*	7th	TE Archbold (86*) / DJ Shirley (75*)	Vs. Spotswood	Senior A2	2nd Eleven	2002/03
126	8th	JE Moran (91) / AR Paulett (41)	Vs. Keilor	Senior Div.	1st Eleven	2003/04
110*	9th	KR Spargo (80) / AJ Steward (29)	Vs. Altona North	North B	2nd Eleven	1993/94
107	10th	SD Vance (38*) / MA Stringer (62)	Vs. Sunshine Druids	Snr Cntrl 2nds	2nd Eleven	2008/09

FIRST ELEVEN

145	1st	DJ Skate (63) / DP Biggs (50) / BA Coffey (28)	Vs. McKinnon	Senior Div	1st Eleven	2006/07
151	2nd	JG Pearce (72) / SJ Womersley (87)	Vs. Highett	Senior A1	1st Eleven	1997/98
179	3rd	PG Sinclair (102) / SJ Womersley (107*)	Vs. Old Essendon Grammar	Senior A1	1st Eleven	1996/97
219	4th	AM Brodie (202*) / DG Wright (69)	Vs. Highett	Senior A1	1st Eleven	2002/03
167*	5th	SG Moloney (107) / CT Smith (55)	Vs. Flemington Kensington	North A	1st Eleven	1986/87
115*	6th	BJJ O'Reilly (63) / E. Muscella (45)	Vs. Newport East	North A	1st Eleven	1984/85
99	7th	MG Malatt (29) / SG Moloney (94)	Vs. Flemington Kensington	North A1	1st Eleven	1994/95
126	8th	JE Moran (91) / AR Paulett (41)	Vs. Keilor	Senior Div	1st Eleven	2003/04
70	9th	P. Wayman (41) / TD Woolcock (26)	Vs. Newport East	North A	1st Eleven	1978/79#
82	10th	JE Moran (81) / KJ Rodgers (22*)	Vs. Old Essendon Grammar	Senior Div	1st Eleven	2003/04

SECOND ELEVEN

167	1st	LA La Fontaine (103) / IJ Robertson (54)	Vs. Sunshine Druids	Snr Central 2nds	2nd Eleven	2007/08
153	2nd	DP Biggs (99) / DS Baker (64)	Vs. Chelsea	Senior 2nds	2nd Eleven	2003/04
176*	3rd	JV Harrington (62*) / JD Cofield (112*)	Vs. Nth Caulfield/Glenhuntly	Senior A2	2nd Eleven	2002/03
192	4th	SB Crimmins (178) / IR Gilbert (72)	Vs. Hoppers Crossing	Senior A2	2nd Eleven	2002/03#
165	5th	BL Gunn (104) / R. Kelly (53)	Vs. Flemington Kensington	North B	2nd Eleven	1985/86
92	6th	JG Pearce (50) / KJ Rodgers (44)	Vs. South Caulfield	Senior 2nds	2nd Eleven	2003/04
138*	7th	TE Archbold (86*) / DJ Shirley (75*)	Vs. Spotswood	Senior A2	2nd Eleven	2002/03
72	8th	G. Preston (22) / P. Cassell (46)	Vs. Preston	North B	2nd Eleven	1979/80
110*	9th	KR Spargo (80) / AJ Steward (29)	Vs. Altona North	North B	2nd Eleven	1993/94
107	10th	SD Vance (38*) / MA Stringer (62)	Vs. Sunshine Druids	Snr Cntrl 2nds	2nd Eleven	2008/09

THIRD ELEVEN

136	1st	E. Muscella (59) / ID Graham (54)	Vs. Old Paradians	North C	3rd Eleven	1983/84
136	1st	DJ Dewey (82) / AJ Steward (73)	Vs. Carnegie	MCA C Grade	3rd Eleven	2009/10
160	2nd	PT Sinclair (97) / G. Gamble (53)	Vs. Flemington Kensington	North D	3rd Eleven	1991/92#
147	3rd	JD Cofield (100*) / PJ Hodgson (70)	Vs. Old Paradians	North C1	3rd Eleven	2001/02
168	4th	DG Wooles (144) / BJ Wild (95)	Vs. Spotswood	North C1	3rd Eleven	1999/00§
119*	5th	JD Cofield (123*) / BJ Wild (50*)	Vs. Albion	North C1	3rd Eleven	1999/00
134	6th	TE Archbold (163) / MB Walshe (36)	Vs. Seddon	North C1	3rd Eleven	2002/03
129	7th	IK Kalubovila (100*) / AJ Steward (33)	Vs. Flemington	North C2	3rd Eleven	2006/07
111*	8th	J. Rubio (36) / RR Gratton (61)	Vs. Royal Park Brunswick	North C	3rd Eleven	1983/84
65	9th	JR Marriott (35) / SR Zelez (12)	Vs. Hoppers Crossing	North C2	3rd Eleven	2006/07
55	10th	GC Down (54*) / AJ Steward (9)	Vs. Spotswood	North C2	3rd Eleven	2006/07

FOURTH ELEVEN

170*	1st	BP Maplestone (101*) / G. Whitson (45*)	Vs. Aberfeldie Park	North E	4th Eleven	1998/99
173*	2nd	JD Cofield (101*) / IJ Robertson (56*)	Vs. Reds	MCA C Grade	4th Eleven	2008/09
128	3rd	DJ Haines (42) / BJJ O'Reilly (76)	Vs. Flemington	North C2	4th Eleven	2003/04
178	4th	RD Clancy (110) / JG Pearce (92)	Vs. Reds	MCA C Grade	4th Eleven	2008/09
149	5th	PG Sinclair (77) / MJ Perkins (73)	Vs. East Malvern Tooronga	MCA C Grade	4th Eleven	2012/13
105	6th	IJ Robertson (102) / MR Theobald (24)	Vs. Sacred Heart	MCA D Grade	4th Eleven	2009/10
80	7th	RP Houghton (38*) / W. Smith (41)	Vs. St. Bernards	North E	4th Eleven	1998/99
80	7th	AJ Steward (51) / CA Cowland (25)	Vs. Old Essendon Grammar	North C2	4th Eleven	2005/06
74	8th	G Arnold (45*) / MJ Merrigan (31)	Vs. Sacred Heart	MCA D Grade	4th Eleven	2012/13
63	9th	SQ Reza Ali (23) / PA Bernays (20)	Vs. Parkville District	North C2	4th Eleven	2003/04
49*	10th	GC Down (30*) / R. Hudson (29*)	Vs. Flemington	North E	4th Eleven	1998/99

OTHER PARTNERSHIPS OF 100 AND OVER

161	1st	JD Cofield (110) / SA Jones (42)	Vs. Flemington	North D1	4th Eleven	2006/07
137	1st	IJ Robertson (112*) / W Mwayenga (67)	Vs. Carnegie	MCA C Grade	4th Eleven	2008/09
131	1st	SPB Ovenden (99) / DJ Haines (46)	Vs. Royal Park / Brunswick	North C2	4th Eleven	2003/04
130	1st	MC Trotter (52) / AF Focken (86)	Vs. Altona North	Senior A2	2nd Eleven	1997/98
127	1st	G. Gamble (56) / JD Cofield (67)	Vs. Ajax	North D	3rd Eleven	1991/92
126	1st	JE Moran (106) / DP Biggs (36)	Vs. Glenroy Amateurs	Senior A1	1st Eleven	2002/03
122	1st	SA Jones (45) / PJ Carroll (122*)	Vs. Seddon	North C2	4th Eleven	2002/03
122	1st	SB Crimmins (66) / PG Sinclair (52)	Vs. Glenroy Amateurs	Senior A1	1st Eleven	2001/02
117	1st	DJ Haines (39) / DA Lane (88)	Vs. Spotswood	North C1	3rd Eleven	2000/01
115	1st	R. Jones (64) / P. Wayman (46)	Vs. St. Bernards	North A	1st Eleven	1981/82
113	1st	RE Chapman (40) / JP Iverson (52)	Vs. Spotswood	North D	3rd Eleven	1989/90
111	1st	S. Womersley (68) / BA Coffey (40)	Vs. Glenroy	North A	1st Eleven	1993/94
110	1st	AR Hodder (48) / DP Biggs (75)	Vs. Parkville District	North A2	2nd Eleven	1995/96
110	1st	J. Davies (47) / RR Gratton (54)	Vs. Werribee	North D	3rd Eleven	1979/80
109	1st	DP Biggs (46) / DJ Skate (64)	Vs. Chelsea	Senior Div	1st Eleven	2005/06
107	1st	AF Focken (38) / IJ Robertson (57)	Vs. Parkville District	North C	3rd Eleven	1998/99
107	1st	JE Moran (94) / AR Paulett (34)	Vs. Highett	Senior A1	1st Eleven	1999/00
107	1st	IJ Robertson (69) / RM Dwyer (19)	Vs. Melbourne City	MCA C Grade	3rd Eleven	2012/13
106	1st	G. Gamble (24) / P. Bragagnolo (64)	Vs. State Bank	North B	2nd Eleven	1989/90
106	1st	GA Anderson (27) / DP Biggs (72)	Vs. Keilor	North A2	2nd Eleven	1994/95

105	1st	D. Moloney (70) / JH Ryan (29)	Vs. Newport East	North C	3rd Eleven	1992/93
103	1st	KE Sutherland (64) / RL Marks (54)	Vs. Williamstown CYMS	Senior Div	1st Eleven	2009/10
103	1st	CM Brown (56) / AR Paulett (66)	Vs. Royal Park / Brunswick	Senior A2	2nd Eleven	1996/97
102	1st	AJ Steward (65) / DJ Dewey (52)	Vs. Parkville District	MCA C Grade	3rd Eleven	2009/10
101	1st	DJ Dewey (43) / AJ Steward (47)	Vs. Parkville District	MCA C Grade	3rd Eleven	2009/10
101	1st	GH Perraton (54) / S. Hibbert (45)	Vs. La Trobe University	North A	1st Eleven	1984/85
101	1st	M Rush (59) / T Patterson (51)	Vs. Barnawartha North	MCA D Grade	4th Eleven	2012/13
163	2nd	JT Altus (105) / RG Degnan (60)	Vs. Old Paradians	North C2	4th Eleven	2002/03
154	2nd	GP Smith (42) / BJJ O'Reilly (103)	Vs. Old Essendon Grammar	North C	3rd Eleven	1994/95
151	2nd	DG Wooles (74) / BJ Wild (90)	Vs. Sunshine YCW	North C1	3rd Eleven	1999/00
151	2nd	DA Blake (82) / DA Lane (69)	Vs. Seddon	North C1	3rd Eleven	2000/01
138	2nd	IJ Robertson (94) / OB Jones (64)	Vs. Maccabi Ajax	MCA C Grade	3rd Eleven	2011/12
127	2nd	BT Usher (40) / P. Bragagnolo (84)	Vs. Newport East	North B	2nd Eleven	1989/90
123	2nd	AN Skate (79) / RL Marks (61)	Vs. Melbourne High School Old Boys	South Div	1st Eleven	2010/11
118	2nd	PG Sinclair (63) / SJ Womersley (69*)	Vs. Watsonia	Senior A1	1st Eleven	1996/97
118	2nd	ID Graham (70) / LJ Aylward (46)	Vs. La Trobe University	North B	2nd Eleven	1980/81
115	2nd	TJ Collits (59) / LJ Clancy (47)	Vs. Ajax	North D	3rd Eleven	1987/88
113	2nd	AJ Sharrock (46) / AF Morrison (108*)	Vs. Newport East	Senior A2	2nd Eleven	1997/98
110	2nd	BJJ O'Reilly (86) / J Challis (40)	Vs. State Bank	North A	1st Eleven	1987/88
110	2nd	DM Gallagher (82) / DL Callinan (56)	Vs. Reds	MCA D Grade	4th Eleven	2009/10
105	2nd	ID Graham (48) / B. Fry (60)	Vs. Werribee	North B	2nd Eleven	1981/82
105	2nd	GH Perraton (50) / CW Hudson (45)	Vs. La Trobe University	North B	2nd Eleven	1985/86
100	2nd	DP Biggs (47) / DG Wright (68)	Vs. Mentone	Senior Div	1st Eleven	2004/05
100	2nd	ZA Cameron (44) / DJ Tettman (55)	Vs. Williamstown CYMS	Senior 2nds	2nd Eleven	2009/10
133	3rd	GB Hotton (38) / PA Dudderidge (86)	Vs. Glenroy Amateurs	North A	1st Eleven	1992/93
132	3rd	B. Fry (44) / GH Perraton (86)	Vs. Old Essendon Grammar	North A	1st Eleven	1978/79
128	3rd	DA Clements (120) / DP Biggs (59)	Vs. Seddon	Senior A2	2nd Eleven	2000/01
123	3rd	PF Staindl (67) / LJ Clancy (51)	Vs. Royal Park Brunswick	North D	3rd Eleven	1985/86
123	3rd	AR Paulett (70) / W. Mwayenga (78)	Vs. Tullamarine	North Div	1st Eleven	2011/12
122	3rd	DJ Shirley (73) / IJ Robertson (54)	Vs. Old Essendon Grammarians	North C2	3rd Eleven	2003/04
121	3rd	AM Brodie (68) / BJ Wild (62)	Vs. Seddon	Senior A2	2nd Eleven	2001/02
119	3rd	GH Moloney (74) / C. Macrae (45)	Vs. Highett	Senior Div	1st Eleven	1973/74
118	3rd	AM Brodie (79) / AJ Fowler (74*)	Vs. Melbourne High School Old Boys	Snr Central	2nd Eleven	2005/06
113	3rd	GH Perraton (66) / B. Fry (40)	Vs. Old Paradians	North A	1st Eleven	1978/79
110	3rd	DP Biggs (78) / AM Brodie (72)	Vs. Royal Park Brunswick	Senior A1	1st Eleven	2002/03
109	3rd	SJ Johnson (54*) / RL Marks (56)	Vs. Royal Park Brunswick	North	1st Eleven	2012/13
107	3rd	L. Tennant (35) / X. Tanner (66)	Vs. Royal Park Brunswick	North A	1st Eleven	1983/84
103	3rd	SJ Womersley (60) / J Henry (52)	Vs. Beaumaris	Senior A1	1st Eleven	1997/98
102	3rd	MD Hotton (45) / MJ McIntosh (57)	Vs. Williamstown CYMS	Senior Div	1st Eleven	2009/10
101	3rd	PJ O'Dwyer (57) / AR Hodder (38)	Vs. Strathmore	North A2	2nd Eleven	1994/95
100	3rd	GP Wriedt (58) / PA Dudderidge (28)	Vs. Hoppers Crossing	North A	1st Eleven	1992/93
100	3rd	GH Moloney (84) / TD Woolcock (16)	Vs. Frankston	Senior Div	1st Eleven	1973/74

145	4th	SB Crimmins (74) / IR Gilbert (101*)	Vs. Sunshine United	Senior A2	2nd Eleven	2002/03§
137	4th	J. Farrell (56) / AJ Sharrock (69)	Vs. Hoppers Crossing	North A1	1st Eleven	1995/96§
136	4th	SJ Chappell (64) / A Langmaid (89)	Vs. Seddon	North C2	3rd Eleven	2007/08
135	4th	KP Steinmuller (117) / GC Down (29)	Vs. Yarraville Club	North C2	4th Eleven	2002/03
133	4th	AJ Sharrock (49) / BJJ O'Reilly (69)	Vs. Flemington Kensington	North A2	2nd Eleven	1995/96
129	4th	CA Hutton (65) / DA Harris (63)	Vs. Old Paradians	North E	4th Eleven	1998/99
122	4th	J. Rubio (37) / G. Scott (81)	Vs. North Carlton	North D	3rd Eleven	1979/80
120	4th	PJ O'Dwyer (71) / MC Trotter (63)	Vs. Aberfeldie	North B1	3rd Eleven	1996/97
110	4th	GH Moloney (57) / P. Wayman (48)	Vs. Brunswick District	Senior Div	1st Eleven	1973/74
109*	4th	AM Brodie (33*) / PJ Hodgson (79*)	Vs. Sunshine United	Senior A1	1st Eleven	2002/03§
108	4th	GH Moloney (52) / RR Gration (49)	Vs. Spotswood	North C	3rd Eleven	1984/85
107	4th	B. Fry (52) / N. Challis (51)	Vs. Carnegie	Senior 2nds	2nd Eleven	1977/78
106	4th	N Demelis (102) / LR McBrien (36)	Vs. Footscray United	North Seconds	2nd Eleven	2012/13
106	4th	DM Kirby (85) / AJ Waddell (44)	Vs. Hoppers Crossing	North C2	4th Eleven	2000/01
104	4th	GH Moloney (64) / C. Macrae (37)	Vs. Glenhuntly	Senior Div	1st Eleven	1974/75
104*	4th	P. Wayman (56) / CT Smith (46)	Vs. Flemington Kensington	North A	1st Eleven	1980/81
102	4th	SJ Womersley (103*) / AJ Sharrock (49)	Vs. Altona North	Senior A1	1st Eleven	1997/98
101	4th	G Preston (34) / BJJ O'Reilly (91)	Vs. Spotswood	North A	1st Eleven	1986/87
163	5th	BJJ O'Reilly (95) / X. Tanner (66)	Vs. Kensington District	North A	1st Eleven	1984/85
149	5th	PG Sinclair (77) / MJ Perkins (73)	Vs. East Malvern Tooronga	MCA D Grade	4th Eleven	2012/13
130	5th	SG Moloney (50) / LG Myles (76)	Vs. South Yarra	North A1	1st Eleven	1994/95
128	5th	B. Wayman (65) / L. Tennant (56)	Vs. Old Paradians	North A	1st Eleven	1983/84
124*	5th	GH Moloney (79) / R. Nicholson (53)	Vs. Royal Park	Senior Div	1st Eleven	1974/75
120	5th	P. Wayman (64) / W. Parker (51)	Vs. Kensington United	North A	1st Eleven	1979/80
118	5th	R. Jakobi (53) / GH Perraton (62)	Vs. Newport	North A	1st Eleven	1979/80
113	5th	SB Crimmins (93) / PJ O'Dwyer (52*)	Vs. Parkville District	North C	3rd Eleven	1998/99
112	5th	BP Maplestone (88) / NJ Merrigan (17)	Vs. Aberfeldie	North C2	4th Eleven	2005/06
110	5th	SA Liuzzi (77) / GC Down (29*)	Vs. Spotswood	North C2	4th Eleven	2002/03
107	5th	BJJ O'Reilly (72) / GH Moloney (35)	Vs. Newport East	North A	1st Eleven	1981/82#
106	5th	JG Pearce (54) / AR Paulett (68)	Vs. Chelsea	Senior A2	2nd Eleven	2001/02
103	5th	GH Moloney (46) / R. Nicholson (55)	Vs. Brunswick United	Snr. Div	1st Eleven	1974/75
101*	5th	DM Kirby (102*) / JD Cofield (59*)	Vs. Spotswood	North C	3rd Eleven	1998/99
101	5th	TD Woolcock (38) / B. Lake (57)	Vs. Glenhuntly	Snr. Div	1st Eleven	1972/73
101	5th	M. Birch (34) / TD Woolcock (55)	Vs. Old Essendon Grammar	North B	2nd Eleven	1978/79
100	5th	PJ O'Dwyer (38) / CT Smith (56)	Vs. South Yarra	North B	2nd Eleven	1992/93
108	6th	GH Moloney (29) / A. Smith (73)	Vs. Royal Park Brunswick	North D	3rd Eleven	1988/89
106	6th	SG Moloney (66) / LG Myles (35)	Vs. Hoppers Crossing	North A1	1st Eleven	1995/96
130*	7th	CT Smith (52) / R. Kelly (73)	Vs. Kensington District	North B	2nd Eleven	1985/86
118	7th	N. McRae (55) / BL Gunn (57)	Vs. Nth Caulfield Glenhuntly	Senior 2nds	2nd Eleven	1976/77
117	8th	KR Spargo (45) / GH Moloney (70)	Vs. Seddon	North A	1st Eleven	1981/82
100	9th	RD Clancy (70) / A. Aylward (23)	Vs. Newport	North B	2nd Eleven	1987/88

Indicates a GF, § Denotes a Semi Final

YOULDEN PARKVILLE CRICKET CLUB Inc.

THE JOHN T. RACKSTRAW HONOUR BOARD

SEASON	1ST ELEVEN				2ND ELEVEN				3RD ELEVEN				4TH ELEVEN			
	BATTING		BOWLING		BATTING		BOWLING		BATTING		BOWLING		BATTING		BOWLING	
1972-73	GH MOLONEY	(58.1)	MJ NICHOLLS	(12.7)	D LOCKHART	(26.3)	A O'SHEA	(12.6)	Graeme GREEVES	(31.8)	G CROSSBY	(15.7)				
1973-74	GH MOLONEY	(39.1)	PT WAYMAN	(15.6)	G LENNOX	(15.6)	A O'SHEA	(16.0)	D LOCKHART	()	Graeme GREEVES	()				
1974-75	GH MOLONEY	(39.3)	PT WAYMAN	(12.9)	T HARRINGTON	(40.0)	N McRAE	(24.4)	G OSBORNE	(18.4)	G OSBORNE	(13.3)				
1975-76	ID GRAHAM	(32.5)	TD WOOLCOCK	(13.9)	RD BURNELL	(32.2)	N CHALLIS	(13.8)	N JENKINS	(13.)	RC SEIDEL-DAVIES	(15.4)				
1976-77	G LENNOX	(25.7)	R BOXHALL	(15.8)	BL GUNN	(31.6)	N McRAE	(12.9)	T HARRINGTON	(23.1)	R STUBBS	(7.5)				
1977-78	GH MOLONEY	(40.0)	M PARKER	(13.0)	BL GUNN	(21.9)	MJ NICHOLLS	(12.8)	JT RACKSTRAW	(14.7)	Gary GREEVES	(14.7)				
1978-79	GH PERRATON	(30.9)	W PARKER	(12.4)	EK COFFEY	(20.5)	P CASSELL	(13.0)	Gary GREEVES	(19.9)	Gary GREEVES	(7.3)				
1979-80	W PARKER	(34.7)	W PARKER	(10.5)	M HIBBERT	(36.6)	G PRESTON	(9.5)	RR GRATION	(39.3)	I HILL	(6.2)				
1980-81	PT WAYMAN	(69.3)	G PRESTON	(18.2)	ID GRAHAM	(27.3)	TD WOOLCOCK	(19.9)	PR PHILLIPS	(19.6)	T McCULLOUGH	(12.6)				
1981-82	GH MOLONEY	(55.6)	PT WAYMAN	(12.8)	CT SMITH	(32.8)	I HILL	(15.5)	M DOOLAN	(26.3)	T McCULLOUGH	(12.3)				
1982-83	PT WAYMAN	(42.3)	JL WOOD	(23.4)	B WAYMAN	(37.7)	A PITSON	(12.9)	M RYAN	(38.0)	J GRANT	(11.4)				
1983-84	X TANNER	(32.5)	JL WOOD	(16.2)	GH PERRATON	(29.7)	G PRESTON	(11.5)	J RUBIO	(25.8)	SG MOLONEY	(12.4)				
1984-85	X TANNER	(50.8)	KR SPARGO	(15.2)	ID GRAHAM	(23.6)	A WEBSTER	(21.4)	RR GRATION	(35.0)	I HILL	(14.7)				
1985-86	T CARR	(39.3)	JL WOOD	(15.0)	R KELLY	(50.8)	SK CARROLL	(15.6)	RR GRATION	(26.5)	I HILL	(17.4)				
1986-87	BJJ O'REILLY	(32.2)	KM WRIEDT	(15.7)	B FRY	(15.8)	RW LETHBORG	(14.7)	PR PHILLIPS	(31.8)	I HILL	(10.2)				
1987-88	SG MOLONEY	(27.4)	G PRESTON	(20.8)	A AYLWARD	(15.2)	C TEMPLETON	(21.9)	RR GRATION	(22.0)	S TALMAGE	(17.2)				
1988-89	SG MOLONEY	(26.4)	SG MOLONEY	(17.1)	PR PHILLIPS	(34.1)	SK CARROLL	(13.5)	G GAMBLE	(28.7)	VP JONES	(18.1)				
1989-90	B CARTER	(27.1)	SG MOLONEY	(12.4)	P BRAGAGNOLO	(43.0)	KR SPARGO	(19.1)	J IVERSON	(23.8)	J MAGILL	(10.8)				
1990-91	T McPHEE	(21.8)	SJ EGAN	(17.1)	MG MALATT	(25.0)	KR SPARGO	(10.2)	C SKIDMORE	(23.6)	JJ O'CONNOR	(15.3)				
1991-92	PA DUDDERIDGE	(30.8)	SK CARROLL	(16.5)	KR SPARGO	(32.7)	A AYLWARD	(16.3)	PT SINCLAIR	(42.2)	VP JONES	(9.9)				
1992-93	PA DUDDERIDGE	(27.3)	DS BAKER	(15.6)	CT SMITH	(28.1)	VP JONES	(14.8)	D MOLONEY	(27.2)	AJ STEWARD	(19.0)				
1993-94	BA COFFEY	(25.8)	JF TIERNEY	(16.5)	RJ TIERNEY	(71.2)	SK CARROLL	(15.0)	A AYLWARD	(41.7)	SR BIGGS	(14.2)				
1994-95	SG MOLONEY	(34.3)	PG SINCLAIR	(19.0)	DP BIGGS	(52.4)	BJ MAXWELL	(18.4)	BJJ O'REILLY	(41.0)	KR SPARGO	(11.7)				
1995-96	AJ SHARROCK	(32.1)	SJ EGAN	(9.6)	DP BIGGS	(31.9)	AF FOCKEN	(12.3)	AJ STEWARD	(20.3)	SP WHITESIDE	(14.2)				
1996-97	SJ WOMERSLEY	(45.2)	JE MORAN	(14.5)	DP BIGGS	(24.1)	A MAZZONI	(17.3)	PJ O'DWYER	(19.9)	AJ STEWARD	(13.6)				
1997-98	SJ WOMERSLEY	(48.7)	T APPEL	(14.8)	AF FOCKEN	(31.0)	D DUTTON	(12.7)	CM BROWN	(39.8)	MJ WEDDING	(13.2)				
1998-99	SJ WOMERSLEY	(25.8)	TFX STONEY	(13.6)	MC TROTTER	(25.9)	SJ SQUIRE	(12.9)	DA BLAKE	(22.1)	D ZANELLA	(10.9)	DA LANE	(49.8)	AJ STEWARD	(11.0)
1999-2000	J KREUTZBERGER	(28.1)	AH PHILLIPS	(17.3)	GA ANDERSON	(24.0)	SD VANCE	(11.3)	JD COFIELD	(51.6)	PJ O'DWYER	(13.6)	PJ CARROLL	(20.6)	CA COWLAND	(11.5)
2000-01	JE MORAN	(21.4)	JE MORAN	(14.8)	BJ WILD	(33.7)	BP MAPLESTONE	(12.6)	SC MAJOR	(46.5)	CA COWLAND	(11.6)	BJJ O'REILLY	(20.7)	MA STRINGER	(11.5)
2001-02	DG WRIGHT	(30.1)	JE MORAN	(13.2)	JD COFIELD	(35.7)	JG PEARCE	(10.1)	SPB OVENDEN	(20.1)	AJ STEWARD	(14.4)	BJJ O'REILLY	(45.8)	P VALPIED	(13.7)
2002-03	AM BRODIE	(50.4)	DG WRIGHT	(10.8)	SB CRIMMINS	(64.7)	DS BAKER	(11.0)	SC MAJOR	(21.6)	CA COWLAND	(20.9)	KP STEINMULLER	(38.8)	ML MITCHELL	(13.5)
2003-04	DG WRIGHT	(34.6)	JE MORAN	(16.7)	CM SINCLAIR	(37.7)	KJ RODGERS	(15.3)	AC SCOTT	(19.6)	MA STRINGER	(16.9)	SPB OVENDEN	(29.0)	CA COWLAND	(16.1)
2004-05	DG WRIGHT	(28.6)	AH PHILLIPS	(20.2)	IK KALUBOVILA	(16.2)	DS BAKER	(12.6)	AC SCOTT	(26.9)	AJ STEWARD	(11.3)	DA BLAKE	(33.0)	AS PEEBLES	(13.8)
2005-06	DJ SKATE	(29.8)	DJ SKATE	(11.7)	MJ McINTOSH	(42.5)	MA STRINGER	(19.0)	DP WALSH	(23.8)	DP WALSH	(19.8)	CA COWLAND	(25.8)	CA COWLAND	(15.3)
2006-07	AN SKATE	(35.0)	SJ MATTHEWS	(17.2)	DS BAKER	(21.7)	MA STRINGER	(16.1)	AJ STEWARD	(19.0)	AJ STEWARD	(13.1)	SA JONES	(24.3)	E AMATO	(12.7)
2007-08	BA COFFEY	(29.4)	SJ MATTHEWS	(14.4)	MJ O'KEEFE	(40.0)	MA STRINGER	(17.1)	DJ DEWEY	(24.9)	AJ STEWARD	(13.7)				
2008-09	DJ SKATE	(38.3)	AH PHILLIPS	(16.0)	DT VOGELS	(37.3)	MA STRINGER	(17.5)	S ANCHEN	(18.9)	MR SMITH	(18.7)	IJ ROBERTSON	(54.7)	MJ MERRIGAN	(19.4)
2009-10	MD HOTTON	(28.1)	RL MARKS	(23.6)	J D'ALESSANDRO	(22.9)	MA STRINGER	(26.3)	IJ ROBERTSON	(50.7)	SG HERBERT	(13.9)	MJ MERRIGAN	(14.4)	MJ MERRIGAN	(16.2)
2010-11	AN SKATE	(24.5)	W MWAYENGA	(19.2)	IJ ROBERTSON	(19.0)	AH PHILLIPS	(21.5)	RM RANAWEERA	(22.0)	KD SILVA	(13.4)	RD CLANCY	(15.0)	MJ MERRIGAN	(11.2)
2011-12	W MWAYENGA	(31.0)	W MWAYENGA	(17.9)	AH PHILLIPS	(20.8)	AJ STEWARD	(24.2)	IJ ROBERTSON	(38.4)	S NANDURY	(9.1)	PT HOLT	(31.8)	MJ MERRIGAN	(13.1)
2012-13	S JOHNSON	(24.3)	W MWAYENGA	(21.4)	N DEMELIS	(23.6)	AJ STEWARD	(20.3)	IJ ROBERTSON	(29.9)	P VENKATESH	(21.7)	PG SINCLAIR	(43.3)	MJ MERRIGAN	(15.4)

2012-13 FINAL LADDER POSITIONS

First X1 - VTCA North Division

Rank	Team	P	W2	W1	D	L1	L2	WKTS LOST	RUNS FOR	WKTS TAKEN	RUNS AGST	Points
1	Strathmore	11	2	7	0	2	0	92	2613	134	2410	114.93
2	Tullamarine	11	1	8	0	2	0	115	2509	122	1640	107.49
3	Altona North	11	0	8	0	3	0	100	2188	120	2090	93.88
4	Doutta Stars	11	2	4	0	5	0	112	2203	137	2118	93.43
5	Westmeadows	11	1	5	0	5	0	112	2253	119	1999	86.33
6	Williamstown CYMS	11	0	6	0	4	1	110	2325	117	2514	82.65
7	Laverton	11	1	4	0	4	2	146	2254	118	1949	80.14
8	Keilor Park	11	0	6	0	5	0	112	2118	104	1748	77.98
9	Footscray United	11	1	3	0	7	0	121	2001	119	2526	71.81
10	Royal Park / Brunswick	11	1	3	0	5	2	128	2011	114	2331	70.91
11	Sunshine Druids	11	0	2	0	8	1	127	2256	117	2475	57.96
12	Youlden Parkville	11	0	1	0	7	3	143	1867	97	2798	44.07

Second X1 - VTCA North Division 2nds

Rank	Team	P	W2	W1	D	L1	L2	WKTS LOST	RUNS FOR	WKTS TAKEN	RUNS AGST	Points
1	Strathmore	11	1	7	2	1	0	72	2702	112	2152	107.42
2	Westmeadows	11	1	7	1	2	0	78	2615	114	1581	103.95
3	Royal Park / Brunswick	11	3	4	1	3	0	101	1924	117	1684	103.58
4	Laverton	11	1	7	1	1	1	82	2196	114	1850	99.76
5	Tullamarine	11	1	5	2	2	1	132	2173	108	1549	89.33
6	Doutta Stars	11	0	5	2	2	2	113	1899	80	1956	74.31
7	Williamstown CYMS	11	0	5	1	5	0	103	2353	78	1840	72.13
8	Altona North	11	0	3	1	6	1	110	1909	97	1959	59.49
9	Keilor Park	11	0	3	2	6	0	73	1711	88	2478	56.24
10	Footscray United	11	0	2	1	8	0	98	1765	98	2556	52.25
11	Youlden Parkville	11	0	2	1	6	2	110	1689	91	2331	50.09
12	Sunshine Druids	11	0	1	1	9	0	112	1745	87	2745	43.85

Third X1 - MCA C Grade

Rank	Team	P	W2	W1	D	L1	L2	WKTS LOST	RUNS FOR	WKTS TAKEN	RUNS AGST	Points
1	Bentleigh	14	2	9	3	0	0	77	2090	122	1642	50
2	Reds	14	2	8	1	3	0	106	2646	144	1893	42
3	Parkville District	19	1	11	3	4	0	123	3168	157	2239	37
4	Burnley CYMS	15	0	6	3	5	1	125	2067	130	1888	25
5	Melbourne City	14	0	6	2	6	0	96	1656	121	2152	25
6	Youlden Parkville	19	0	4	2	13	0	145	2002	108	2446	15
7	Monash Uni Gryphons	18	0	4	2	9	3	179	2242	127	2813	12
8	Maccabi AJAX	17	0	3	2	11	1	161	1888	103	2686	12

Fourth X1 - MCA D Grade

Rank	Team	P	W2	W1	D	L1	L2	WKTS LOST	RUNS FOR	WKTS TAKEN	RUNS AGST	Points
1	Barnawartha North	20	0	14	0	6	0	149	2814	184	2419	56
2	Power House	20	0	12	1	7	0	160	2708	161	2220	49
3	Burnley CYMS	20	0	11	2	7	0	145	2808	167	2698	48
4	East Malvern Tooronga	20	0	10	4	6	0	138	2582	144	2350	48
5	Sacred Heart	20	0	8	2	10	0	129	2400	138	2326	36
6	Youlden Parkville	20	0	9	0	11	0	164	2644	156	2706	36
7	South Yarra	20	0	7	1	12	0	176	2493	147	2887	30
8	Reds	20	0	4	0	16	0	183	2178	147	3021	16

2012-13 SEASONS RESULTS

FIRST ELEVEN - WON 1 LOST 10

Round	Dates	Home Team	V	Away Team	Venue
1	16-Dec-12	Altona North 107 AR Paulett 25 SJ Johnson 23 B Huxtable 4/18 M Saunders 2/11 C Guerrero 2/23	def	Youlden Parkville 5/181 M Saunders 53 A Buzza 43 C Guerrero 32 P Auciello 31*	Crofts Reserve
2	20-Oct-12 27-Oct-12	Youlden Parkville 126 M Walsh 35 AR Paulett 31 N Gamage Jayasundara 3/30 A Johnston 2/15 H Moore 2/20 B Parchment 2/30	def by	Doutta Stars 5/265(dec) H Moore 119* B Parchment 52 N Gamage Jayasundara 50 A Kirwin 2/37 SJ Johnson 2/69 and 4/101 A Johnston 40 J Duddington 35 W Mwayenga 2/7	Ryder Oval
3	3-Nov -12 10-Nov-12	Youlden Parkville 106 DJ Dewey 35 O Ezard 4/38 D Kennedy 3/17 T Campbell 2/9 and 3/121 RL Marks 56 SJ Johnson 54*	def by	Royal Park / Brunswick 272 A Blackett 69 A Hinkley 64* M Corrigan 36 S Mitchell 21 T Crabtree 21 MA Stringer 3/54 M Walsh 2/38 RL Marks 2/43 SJ Johnson 2/60	Ryder Oval
4	17-Nov-12 24-Nov-12	Laverton 152 AC Williamson 52 M Keenan 24 M Nyhus 20 W Mwayenga 4/39 A Kirwin 3/24 and 6/135(dec) M Schirmer 55 AC Williamson 20* W Mwayenga 2/17	def	Youlden Parkville 70 S Delaney 3/15 M Keenan 3/16 M Smith 3/19 and 171 SJ Johnson 74 RL Marks 34 MA Stringer 24* AN Skate 21 AC Williamson 3/26 M Keenan 3/27 J Baker 3/33	Laverton Park
5	1-Dec-12 8-Dec-12	Youlden Parkville 104 MA Stringer 30 J Bassi 6/51 N Pantland 2/8 L Kennedy 2/26 and 108 SJ Johnson 33 W Mwayenga 28 N Pantland 3/24 R Hrvatin 2/13 L Kennedy 2/14	def by	Strathmore 3/230(dec) N Bergin 70* SA Sanders 60 M Reynolds 38 N James 31* C Hewett 20	Ryder Oval
6	15-Dec-12 22-Dec-12	Tullamarine 182 N Zajac 50 A Scott 40 A Carton 21 MA Stringer 4/32 A Kirwin 2/29	def	Youlden Parkville 79 SJ Johnson 27 D Zahorodni 3/7 S Windridge 3/9 T Geddes 2/28	Tullamarine Reserve
7	12-Jan-13	Westmeadows 5/247 J Campbell 130 K Gunawardena 55 J Petersen 23	def	Youlden Parkville 129 A Kirwin 25 AN Skate 22 T Gurney 22 A Smillie 3/21 W Kosteas 2/12 R Gleisner 2/15 AJ Evans 2/35	Willowbrook Reserve
8	19-Jan-13	Keilor Park 7/177(cc) D Udage Kankanamage 110 A Barlow 24 MA Stringer 2/53	def	Youlden Parkville 71 J Ravello 6/19	Keilor Park Reserve
9	26-Jan-13 2-Feb-13	Youlden Parkville 104 SJ Johnson 37* T Jeffrey 4/17 Y Ushan 3/27 DC Silva 3/53 and 114 W Mwayenga 53* MA Stringer 21 Y Ushan 7/49 DC Silva 3/47	def by	Footscray United 8/263(dec) T Jeffrey 78 S McKay 70 R Lasslett 52 F Syed 24 M Khan 3/62 MA Stringer 2/45	Ryder Oval
10	9-Feb-13 16-Feb-13	Youlden Parkville 281 AN Skate 97 W Mwayenga 62 AH Phillips 38 MA Stringer 31 PJ Hodgson 20 LC Wilson 6/87	def	Sunshine Druids 145 J Rudd 48 I Gallage 29 W Mwayenga 5/28 PJ Wright 2/22 and 4/160 LC Wilson 60 G Tomlinson 48 D Hunukumbura 30 SJ Johnson 3/61	Ryder Oval
11	23-Feb-13 2-Mar-13	Williamstown CYMS 288 B Millar 54 J Kitchen 50 C Fernando 49 P Gallivan 42 B Davies 29 J Siriwardana 27 PR Murray 20 T Gurney 3/32 LR McBrien 3/42 M Khan 2/87	def	Youlden Parkville 153 AR Paulett 66 A Walshe 3/16 J Siriwardana 3/37 D Clemson 2/23 and 0/23	Fearon Reserve

SECOND ELEVEN - WON 2 LOST 8 DRAW 1

Round	Dates	Home Team	V	Away Team	Venue
1	13-Oct-11	Youlden Parkville	drew	Altona North	Ryder Oval
2	20-Oct-12 27-Oct-12	Doutta Stars 9/205(dec) CB Stuart 83 L Deering 29 JL Cusack 26 AJ Steward 4/32 S Anchen 2/19 and 5/129 C Patterson 44 M Rossitto 33 R Pratt 30* AJ Steward 3/22 S Nandury 2/37	def	Youlden Parkville 114 N Demelis 29 T Brown 5/35 T Lamplugh 3/20 R Pratt 2/32	Buckley Park Lower Oval 1
3	3-Nov -12 10-Nov-12	Royal Park / Brunswick 123 DN King 31 T Warren 22 KD Silva 3/23 N Demelis 3/25 A Tucker 3/35 and 1/60 T Warren 38*	def	Youlden Parkville 99 N Demelis 31 A Tucker 22 C Neagle 3/30 C Coates 2/6 D McColl 2/15 and 78 RM Ranaweera 23 G Cox 4/21 A Brennan 2/10	Ransford Oval
4	17-Nov-12 24-Nov-12	Youlden Parkville 195 OB Jones 84 G Arnold 30* DT Vogels 20 M Kozole 3/33 BA Miles 2/40 M Tobin 2/55	def by	Laverton 7/325 D Mason 119* R Ramamoorthy 77 D Brown 58 M Tobin 30 RJ Phelps 3/116	Ryder Oval
5	1-Dec-12 8-Dec-12	Strathmore 7/256(dec) B Ang 60 A Steel 59* S Houlden 48 Z Pollock 34 P Pattichis 4/91 AJ Steward 3/69	def	Youlden Parkville 78 AJ Steward 42 M Henry 3/11 Z Carey 3/28 A Gurry 2/15 and 83 SA Bliss 46 M Philips 4/8 M Henry 2/8 A Steel 2/14	Syd McGain Oval
6	15-Dec-12 22-Dec-12	Youlden Parkville 117 CB Anderson 21 J Shield 5/25 S Anquetil 2/21	def by	Tullamarine 124 B Jenkin 36 L Cerche 23 AJ Steward 4/7 M Khan 2/9 A Tucker 2/33	Ryder Oval
7	12-Jan-13	Youlden Parkville 8/121(cc) CB Anderson 27 RM Ranaweera 25* AJ Steward 22 J Hubbard 3/14 D Charlesworth 2/23	def by	Westmeadows 3/259(cc) T Bulcock 111 D Charlesworth 102* L Anderson 26 M Khan 2/52	Ryder Oval
8	19-Jan-13	Youlden Parkville 5/172(cc) G Dicio 51* SA Bliss 44 DJ Dewey 31 D Tardio 2/33 M Clemens 2/46	def by	Keilor Park 7/213 G Baldwin 67* M Duvono 64 S Kempster 34 P Pattichis 2/19 DL Burley 2/39	Ryder Oval
9	26-Jan-13 2-Feb-13	Footscray United 135 R Kotagiri 27 PJ Wright 4/32 DL Burley 3/1	def by	Youlden Parkville 174 N Demelis 102 LR McBrien 36 J Gruevski 3/26 D Hall 3/57 D McLellan 2/18 and 1/82 AJ Steward 42* G Dicio 32*	Scovell Reserve
10	9-Feb-13 16-Feb-13	Sunshine Druids 191 B Roach 64* DL Burley 5/68 AJ Steward 2/27	def by	Youlden Parkville 6/207(dec) DJ Dewey 72 G Arnold 65* A Periera 2/41 KR Lewis 2/59	Shorten Oval
11	23-Feb-13 2-Mar-13	Youlden Parkville 169 RL Marks 44 OB Jones 36 N Demelis 35 JA Sutter 4/21 R Hill 3/52	def by	Williamstown CYMS 183 AW Lowe 42 J Gallivan 27* S Williams 26 E Artingstoll 24 RL Marks 3/55 N Demelis 2/16 DL Burley 2/19 RJ Phelps 2/34 and 2/128 C Lowes 53 JA Sutter 22* R Hill 21	Ryder Oval

THIRD ELEVEN - WON 4 LOST 13 DRAW 2

Round	Dates	Home Team	V	Away Team	Venue
1	6-Oct-12	Youlden Parkville 172 SJ Johnson 84 M Sagoe-Crentsil 32 D Harrison 4/55 J Leroy 2/24	def	Monash Uni Gryphons 114 AS Lamba 43 J Leroy 20 P Bonaddio 4/15 M Sagoe-Crentsil 3/38 S Nandury 2/6	McAlister Oval
2	13-Oct-12	Youlden Parkville	drew	Maccabi AJAX	McAlister Oval
3.1	20-Oct-12	Parkville District 88 RD Clancy 2/7 JG Pearce 2/11 SA Sheik Nabi 2/28 P Venkatesh 2/33	def	Youlden Parkville 77 J Khan 3/17 J Cochrane 2/12	Walker St Oval East
3.2	27-Oct-12	Parkville District 9/177(cc) R Pinkerton 45 S Pietsch 43 T McQuillan 26 P Venkatesh 2/24 RD Clancy 2/25 LR McBrien 2/37	def	Youlden Parkville 89 R Pinkerton 3/2 S Pietsch 2/1	Walker St Oval East
4.1	3-Nov-12	Youlden Parkville 6/172(cc) IJ Robertson 69 S Jackson 2/21 DW Sinclair 2/25 K Navaneethan 2/39	def by	Melbourne City 4/175 SL Dissakarunaratne 51 V Soundararaman 41* M Krishna 29	McAlister Oval
4.2	10-Nov-12	Youlden Parkville	drew	Melbourne City	McAlister Oval
5.1	18-Nov-12	Burnley CYMS 4/107 MA Irving 41* W Maloney 23 M Khan 2/44	def	Youlden Parkville 105 S Kulatunga 3/13 H Goonewardena 3/20 M Thomson 2/14	Loughnan Oval
5.2	25-Nov-12	Burnley CYMS 2/122 W Maloney 67*	def	Youlden Parkville 117 PG Sinclair 38 RD Clancy 25 M Ajmani 3/32 H Khurana 3/35	Straw Field 2
6.1	1-Dec-12	Bentleigh 5/100 R Borowski 37 C Hills 32 MJ Perkins 2/17	def	Youlden Parkville 50 S Dias 7/21 J Roberts 3/24	Centenary Park East
6.2	8-Dec-12	Bentleigh 3/183 C Hills 100* R Trembath 31 MA Anderson 22*	def	Youlden Parkville 7/172(cc) IJ Robertson 61 M Rogers 3/18 J Roberts 3/28	Centenary Park East
7	15-Dec-12 22-Dec-12	Youlden Parkville 112 MR Theobald 29* G Guest 3/22 N Devereux 2/10 R Attrill 2/19 L St Clair 2/22	def by	Reds 8/113 I Miller 24 J Sowersby 21 DA Jackson 2/3 N Fogarty 2/4 RD Clancy 2/14	McAlister Oval
8	5-Jan-13	Melbourne City 2/95 D Towns 53*	def	Youlden Parkville 83 D Towns 2/7 B Henderson 2/13 V Soundararaman 2/21	Fawkner Park 1
9.1	12-Jan-13	Youlden Parkville 6/192 W Daniell 74 SD Vance 51 DT Vogels 39* G Irvin 3/45	def	Parkville District 9/182(cc) G Irvin 50 B Neville 23 A Desai 22 SD Vance 4/51 RD Clancy 3/13 IJ Robertson 2/29	McAlister Oval
9.2	19-Jan-13	Youlden Parkville 103 DT Vogels 25 S Sharma 2/4 CB Thomson 2/15 J Allen 2/25	def by	Parkville District 7/111 A Thompson 42* P Venkatesh 3/21 SD Vance 2/33	McAlister Oval
10	26-Jan-13	Reds 3/269(cc) T Kruisheer 118 S Harvey 110 J Sowersby 22 P Venkatesh 2/65	def	Youlden Parkville 93 RM Ranaweera 42 L St Clair 3/20 D Mu 2/17 D Rogerson 2/27	Straw Field 2
11	2-Feb-13	Maccabi AJAX 9/106(cc) H Machlin 33 A Tucker 3/16 P Bonaddio 2/12	def by	Youlden Parkville 5/110 DA Jackson 28 T Patterson 25 A Tucker 24* B Kave 2/19	Albert Park 17 Skilton Oval
12.1	9-Feb-13	Monash Uni Gryphons 69 J Roberts 36 IJ Robertson 6/14 P Bonaddio 4/17	def by	Youlden Parkville 3/73 IJ Robertson 54*	Fawkner Park 2

THIRD ELEVEN - WON 4 LOST 13 DRAW 2 (Cont.)

12.2	16-Feb-13	Monash Uni Gryphons 3/173 A Bard 108 J Roberts 31* R Tanner 24*	def	Youlden Parkville 170 KD Silva 39 P Venkatesh 37 P Bonaddio 32* S Nandury 30 A Moosa 3/31 R Jhaveri 2/50	Fawkner Park 2
13	23-Feb-13	Youlden Parkville		Bentleigh	
	2-Mar-13	112 RD Clancy 39* A Stroud 2/11 T Earls 2/33	def by	262 MA Anderson 99 A Glenton 48 P Burnell 33 A Stroud 23 CM Cairnes 7/58 P Venkatesh 2/47	McAlister Oval

FOURTH ELEVEN - WON 9 LOST 11

Round	Dates	Home Team	V	Away Team	Venue
1	6-Oct-12	Reds 72 A Wijesinghe 22 CJ Markwell 3/11 MJ Merrigan 3/15 P Pattichis 2/12	def by	Youlden Parkville 4/78 RM Dwyer 21 DS Pizzey 20 A Wijesinghe 2/15	Fawkner Park 1
2	14-Oct-12	South Yarra 75 SG Herbert 3/5 G Ross 3/15 P Pattichis 3/19	def by	Youlden Parkville 4/92 SG Herbert 29* MP Shepherd 29	Fawkner Park 1
3	20-Oct-12	Youlden Parkville 117 PG Sinclair 52 MP Shepherd 28 JD Scotland 4/13 M Hartley 4/36	def by	Power House 129 Y Naidu 35 G Barrett 21 MJ Merrigan 4/15 SG Herbert 4/30 PG Sinclair 2/19	McAlister Oval
4	27-Oct-12	Youlden Parkville 150 MT Leeder 28* CJ Markwell 20 MP Shepherd 20 L Dundon 4/36 T Meldrum 3/16 R Williams 2/11	def by	Reds 6/153 H Valentine 44 S Wood 34* N Devereux 27 CM Cairnes 4/14	McAlister Oval
5	3-Nov-12	Sacred Heart 5/154(cc) D Scragg 62* SA Bliss 2/31	def by	Youlden Parkville 8/157 G Arnold 45* MJ Merrigan 31 PG Sinclair 25 DA Jackson 24 AM Schroder 2/24 PJ Christensen 2/32 RT Donnelly 2/34	Fawkner Park 4 (ex 6)
6	10-Nov-12	East Malvern Tooronga 3/83 SA Robertson 41* S Bedaar 36 P Pattichis 2/33	def	Youlden Parkville 78 A Hassan 3/12 S Bedaar 3/26 N Jones 2/9	Waverley Oval
7	17-Nov-12	Youlden Parkville 54 U Ratnagobal 3/5 GK Patience 3/15 G Gonsalves 2/5	def by	South Yarra 7/60 P Pattichis 3/7	McAlister Oval
8	24-Nov-12	Youlden Parkville 138 A Tucker 24 B Eltham 2/9 AM Schroder 2/16 R Anthony 2/17 RT Donnelly 2/21	def by	Sacred Heart 3/142 ST Rando 67* B McLean 40 AM Schroder 26* CM Cairnes 2/39	McAlister Oval
9	1-Dec-12	Youlden Parkville 140 SB Crimmins 62 M Ajmani 4/21 H Khurana 2/27	def by	Burnley CYMS 5/150 MA Irving 51 B Mitchell 50* G Donovan 21 CM Cairnes 3/42	McAlister Oval
10	8-Dec-12	Youlden Parkville 3/85 PG Sinclair 33* PT Holt 24 JD Scotland 2/8	def	Power House 80 JD Scotland 49 SG Herbert 6/26 (inc hat-trick) J Douglas 3/9	McAlister Oval
11	16-Dec-12	Barnawartha North 186 S Jarman 74 H Miles 41 C Richardson 36 CM Cairnes 6/40 MR Theobald 2/37	def by	Youlden Parkville 4/224(cc) OB Jones 66* M Rush 59 T Patterson 51 PG Sinclair 39	Straw Field 2
12	5-Jan-13	Youlden Parkville 215 PG Sinclair 77 MJ Perkins 73 S Kachwalla 3/14 A Hassan 2/13 R Dellar 2/28	def by	East Malvern Tooronga 7/260(cc) A Hassan 68 P Leerson 51 S Bedaar 44 A Uddin 30* SA Robertson 25 PG Sinclair 2/31 MJ Perkins 2/49	McAlister Oval
13	12-Jan-13	Reds 149 K Mahmood 30 S Balasubramanian 27 I Miller 25 MJ Perkins 5/33	def by	Youlden Parkville 165 PG Sinclair 49 CK Mackay 33 J Douglas 24 MJ Merrigan 22 T Meldrum 4/18 I Miller 2/26	Straw Field 2
14	19-Jan-13	Power House 95 DS Pizzey 3/17 PG Sinclair 2/16	def by	Youlden Parkville 97 PG Sinclair 43* M Hartley 3/13 B Scotland 2/18 JD Scotland 2/19 SM Scotland 2/22	Straw Field 2

FOURTH ELEVEN - WON 9 LOST 11 (Cont.)

15	26-Jan-13	Youlden Parkville 90 J Douglas 22 B MacKenzie 3/2 L James 2/14 MS Burnet 2/30	def by	East Malvern Tooronga 188 SA Robertson 45 L James 35 S Bedaar 32 A Hassan 26 J Douglas 3/35 CM Cairnes 3/41	McAlister Oval
16	2-Feb-13	Youlden Parkville 9/145(cc) PG Sinclair 37 MJ Merrigan 27* N Alam 3/25 DA Sutton 3/31 N Martin 2/14	def by	South Yarra 9/149 N Dawson 24 C Connelly 22 P Martin 22* U Ratnagobal 20 PG Sinclair 2/14 CM Cairnes 2/29 NJ Merrigan 2/33	McAlister Oval
17	9-Feb-13	Youlden Parkville 6/132 DA Blake 41 J Douglas 23 P Maloney 2/27	def by	Burnley CYMS 6/192(cc) S Pierotti 33* A Mariadason 31 MA Irving 30 M Sellars 28 G Donovan 20 CM Cairnes 3/39	McAlister Oval
18	16-Feb-13	Youlden Parkville 153 MJ Merrigan 25 G Povoilo 2/14 P Huxley 2/25 C Raine 2/31	def by	Barnawartha North 5/163 P Huxley 71* C Richardson 46 SG Herbert 4/20	McAlister Oval
19	23-Feb-13	Sacred Heart 96 AM Schroder 25 CJ Cairnes 4/28 KD Silva 2/2 NJ Merrigan 2/17	def by	Youlden Parkville 6/177(cc) DT Vogels 77 MJ Merrigan 31* DA Jackson 27 MP Shepherd 20	Fawkner Park 1
20	2-Mar-13	Barnawartha North 130 S Todman 52 C Curtain 20 P Bonaddio 3/25 MJ Merrigan 2/17 MT Leeder 2/25 PG Sinclair 2/51	def by	Youlden Parkville 157 DA Blake 35 G Arnold 23 R Morris 4/30 S Todman 2/0 C Richardson 2/52	Edmund Herring Memorial Oval

Milestones

Anthony Steward – 250 Games

Anthony "Foo-man" Steward arrived at YPCC after responding to an advert in the local paper back in 1987. The current season was his 26th at the Club, a career that boasts 8 bowling awards and a batting award, five Ryder Awards and a Club Champion Award. His 3178 runs at 16.99 and 387 wickets at 16.75 give him true all rounder status. NO OTHER PLAYER has taken more wickets than Anthony in the history of the Club.

Fooley also holds the highest 9th wicket partnership in the history of the Club (for any Eleven). The undefeated stand of 110* with Ken Spargo being in the Second Eleven against Altona North in 93/94. He holds a further four Club batting partnership records; highest for the 1st wicket in the 3rd Eleven (136 with DJ Dewey Vs Carnegie - 2009-10); highest 7th wicket partnership in the 3rd Eleven (129 with IK Kalubovila vs Flemington in 2006/07); highest 10th wicket in the 3rd Eleven (55 with GC Down Vs Spotswood in 2006-07); and highest for the 7th wicket in the Fourth Eleven (80 with CA Cowland vs. Old Essendon Grammarians in 2005-06).

His YPCC career is longer than the lives of many of the current playing group. He is very much part of the YPCC furniture, albeit that ornate and creaky chair in the corner, that is uncomfortable to sit on.

This season he played his 250th match. Only Brian O'Reilly has played more matches for YPCC. We congratulate Fooley on this remarkable achievement.



Matches	Runs	Average	High Score	Wickets	Average	Best Bowling	Catches	Runouts (stumpings)
258	3178	16.99	133	387	16.75	6-50	106	12(3)

Michael Stringer – 200 Games

Michael 'Freddy' Stringer joined YPCC for the 1995-96 season. In the 18 seasons since joining the Club, Freddy has not once played less than 10 games in a season, which shows both a great commitment and durability. Freddy was part of the YPCC Committee for 7 seasons and was the organiser of the 6-a-side day for the majority of this period.

Freddy is a dual Premiership player. He won 5 consecutive Bowling Trophies in the 2nd XI. He also has won bowling awards in the 3rds and 4ths. He has captained both the Seconds and Thirds. He has scored 2165 runs including 4 x 50s. His highest score of 62 was scored in the Seconds during a 10th wicket partnership of 107 (with Shaun Vance). This partnership is the highest 10th wicket partnership in the Club's history for any Eleven. He has taken 353 wickets including 11 x 5 wicket hauls, with a best bowling effort of 6/52 vs Sunshine United. Freddy's fielding can be an under-rated part of his game. He has taken 77 catches and 29 run outs. His three runouts (two direct hits) in the 00-01 Semi Final kept us in the game long enough to outlast Hoppers Crossing for a crucial win on the way to a premiership and are part of YPCC folklore. Season 2006-07 was his finest individual season. He took 49 wickets winning the 2nd XI Bowling Award, the Ryder Award (Seconds), the Club Champion as well as the coveted Rackstraw Medal.



Perhaps Freddy's biggest influence on the Club of recent times is his link to Brunswick Secondary College. This partnership has seen a welcomed injection of youth and enthusiasm to the Club which at the time had an aging playing list.

This season he played his 200th match. Only three players have played more matches for YPCC. This is a fantastic achievement, one that we hope Freddy can continue to build on.

Matches	Runs	Average	High Score	Wickets	Average	Best Bowling	Catches	Runouts
201	2165	13.20	62	353	18.90	6-52	77	29

Ian Robertson – 150 Games

Ian J. Robertson joined YPCC in 1997 after relocating from South Australia. Since that time, Robbo has had a substantial impact both off (Committee involvement) and on the field, as both a player and leader. His trophy cabinet boasts four Ryder Awards, a JT Rackstraw Medal, and a Club Champion along with four Batting Awards.

Robbo has made 5 x 100s and 24 x 50s, with his 170 being the highest individual score for the Fourths in the Club's history. He holds the record for the highest 2nd wicket partnership in the history of the Club (173* with JD Cofield vs. Reds in 2008-09) and holds two other partnership records; highest for the 1st wicket in the 2nd Eleven (167 with LA La Fontaine vs. Sunshine Druids in 2008-09) and highest for the 6th wicket in the Fourths (105 with MR Theobald vs. Sacred Heart in 2009-10).



All of this was capped off recently when he Captained the Third Eleven to the Premiership in 2011-12.

This season Robbo played his 150th match for YPCC. We congratulate Robbo on a tremendous career so far and hope that he continues to enjoy success well into the future.

Matches	Runs	Average	High Score	Wickets	Average	Best Bowling	Catches	Runouts
154	4395	29.30	170	90	20.82	6-14	71	14

SEASON SUMMARY 2012-13

Season win/loss record

Team	Mat	W1	W2	Draw	L1	L2	%Win
VTCA:North Division	11	1	0	0	7	3	9%
VTCA:North Seconds	11	2	0	1	6	2	18%
MCA:C Grade	19	4	0	2	13	0	21%
MCA:D Grade	20	9	0	0	11	0	45%
Total	61	16	0	3	37	5	26%

Season batting statistics

Team	Runs	Wkts	Runs/Wkt	Overs	Runrate	100s	50s	Ducks
VTCA:North Division	1867	143	13.06	627	2.98	0	7	34
VTCA:North Seconds	1689	109	15.50	561	3.01	1	4	22
MCA:C Grade	2002	145	13.81	633	3.16	0	6	26
MCA:D Grade	2644	164	16.12	733	3.61	0	8	34
	8202	561	14.62	2554	3.21	1	25	116

Season bowling statistics


Team	Wkts	Runs	Runs/Wkt	Overs	Runrate	FiveW
VTCA:North Division	97	2798	28.85	683	4.10	1
VTCA:North Seconds	91	2331	25.62	679	3.43	1
MCA:C Grade	108	2446	22.65	639	3.82	2
MCA:D Grade	156	2706	17.35	727	3.72	3
	452	10281	22.75	2728	3.77	7

Legend

W1	Number of 1st innings wins
W2	Number of outright wins
Draw	Number of Draws and Ties
L1	Number of 1st innings losses
L2	Number of outright losses
100s	Number of hundreds scored for this team
50s	Number of fifties scored for this team
0s	Number of ducks scored for this team
FiveW	Number of five wickets in an innings taken for this team



Proudly sponsored by:



PJ Dwyer Foodservice



www.ypcc.org.au