

# **YOULDEN**

## **CRICKETER'S ALMANAC**

### **2022-23**



**A STATISTICAL REVIEW OF  
YOULDEN PARKVILLE C.C.  
FOR THE SEASON 2022-23**

## **FOREWORD**

The previous two seasons were delayed due to COVID. This season it was the weather that delayed the season with most Senior teams not getting a start until the first week of November with the first five weekends being washed out due to most ovals being unplayable due to an exceptionally wet spring!

In the Seniors YP once again fielded 2 women's teams but added an 8<sup>th</sup> men's team to the Senior ranks (into D Grade resulting in three Derby's during the season) to allow more current junior players to play some Senior cricket. The new 8<sup>th</sup> X1 was mostly captained by the out of retirement President Paul Sinclair. Aside from that Derek Dewey took over the captaincy of the 2<sup>nd</sup> X1 from Andy Skate and Mark Ryan took control of the 7<sup>th</sup> X1 from Gaurav Arora as the only captaincy changes for the season. Last year's premiership 5<sup>th</sup> X1 who played in C Sunday were promoted to B Sunday and became the 4<sup>th</sup> X1 with the C North team being made the 5<sup>th</sup> X1. Most of the Senior teams were in the mix for finals right up until the last week of the home and away season, however unfortunately on three of the teams ended up playing finals. For the second year in a row the 6<sup>th</sup> X1 in D Grade made the finals and were beaten in the semi-final. The women's first team went a game better than last season and were beaten Grand Finalists going down to a strong Pascoe Vale Hadfield team, and the 3<sup>rd</sup> X1 B Grade men's team went back to back by defeating top of the table Melbourne City by a single run in the Grand Final in a tense low scoring affair where the team took four wicket for two runs in three overs to finish the game! It is only the second time since the merger of Youlden Kensington and Parkville 50 years ago that an X1 has gone back to back with Freddy Stringer playing in both iterations 20 years apart!

The Powerful Owls program continued to build on their success from the previous year with approximately 125 (down 25) children strutting their stuff in YP teams or as part of the Blasters program. The Club again fielded 9 junior teams for the season, plus a combined girls team with Kensington CC. Seven of the eight competition teams made the finals, with three of the teams going on to win the premiership, the most junior premierships YP has won in a season. The Under 16(1) team went back to back by defeating the top side East Keilor in a high scoring final by four runs. The Under 14(1) team pulled off the upset of the season by defeating the previously undefeated Essendon team, also by 4 runs. Finally, the Under 14A EBKCA side dominated the season and defeated the Darebin Chargers by 8 wickets with eight overs to spare. Several the juniors did well enough to win association awards. Medhansh Bhosle won the batting award in under 14A and Harsh Sinha was runner up. Jack McLeod won the wicket keeping award in under 16(5). Spencer Williams won the Under 12(5) fielding award and Abhayvir Singh Gill won the batting aggregate for the VMCU Des Nolan Shield Under 14 carnival.

A whopping 161 senior players strutted their stuff for YP, twenty more than last season. All of them are featured in this almanac. We had 41 players who made their YPCC debuts this season, of which 34 played four or more games. Another 11 from the junior program (Tyla Adamson, Ben Aldridge, Liam Allman, Alexander Cooper, Henry Coulson-Wiegard, Emile Jacobs, En Kim-Anderson, Jude Parsons, Honey Raut and Ammar Ul Haq) made their senior debut, making it 85 in the last eight seasons. For the first time since the start of the COVID pandemic we had a Pom play for the club with Josh Vaughan taking the field.


Individual highlights occurred regularly throughout the season in the seniors. There were five centuries scored during the season. Ashton Wilson had the highest score of the season when he made 120 not out against Indigos in A Grade in the final round of the season. Alex Avraam also tonned up against Indigos in A Grade with 107 not out in his 100<sup>th</sup> senior game for YP. Andy Skate made his first hundred at the club when he made 105 against Melbourne City in the seconds. David Pizzey made yet another ton with 110 not out against Flemington Colts in the 5<sup>th</sup> X1 and finally Salman Butt also a hundred on debut in the 5<sup>th</sup> X1 with 101 against the Melbourne Falcons. Vincent Bush had the pick of the figures for the season when he tore through a hapless Royal Park Reds in the thirds to finish with 7-23 which also included a hat trick. Simon Eicher knocked over the first Six Parkville District batsman in the 1<sup>st</sup> X1 to record figures of 6-17, and Farhan Ul Haq also had a six wicket haul when he took 6-18 against Thornbury Turf Stokers in the 7<sup>th</sup>! A number of partnership records were also set during the season with the most significant of those being a club record stand for all X1's for the 5<sup>th</sup> wicket of 161 unbeaten between current under 14 players Gus Newing and Harsh Sinha against Parkville District in the 6<sup>th</sup> X1, erasing the previous record held by Andy Skate and Nick Demelis of 168 against Bentleigh in 2015-16. Two of our women took out awards with the NWMCA in the WT20 Geoff Law Shield. Ciara Boyle tied runner up with Maz Stonehouse for the fielding award and Maz Stonehouse won the batting aggregate.

There are so many more stories to come out of 2022-23, so read on to refresh your memory. – Barney

## **YOULDEN RISING STAR – Adrian Betts** **The Justin J. O'Connor Memorial Trophy**

Justin O'Connor was a charismatic and gregarious person and an explosive YP cricketer. He was known as JOC. Justin died tragically at the age of 28 while working for National Pile who were a company subcontracted by Transfield-Obayashi to help build City Link. On 12 May 1997, JOC fell backwards into a drill hole as he cleaned the drill. He was trapped in the hole as it filled with water. He died two days later in hospital. Transfield and National Pile were fined \$25 000 after pleading guilty to providing an unsafe workplace.

YP awards the Justin O'Connor Rising Star Award - a handsome shield - to a first-year senior player who encapsulates some of the enthusiasm for life and YP that JOC had.



This year's winner Adrian Betts is the oldest to win the JOC award, almost a year older than the previous oldest, last year's winner Troy West. Right from the AGM Adrian was ever present, attending almost every training session and social function, playing every round, including doubling up on occasions when the club needed players and helping apply covers when they needed to go down on a Friday evening. He was a regular at Ryder supporting our teams on the day of the weekend that he was not playing and always came back to the pavilion for a chat after the games he played to see how the rest of the teams fared. A future leader in the club and very worthy winner.

# **BEST CLUBPERSON – Ramesh Bestha**

## **The Tom Harrington Memorial Trophy**

Ramesh Bestha is the winner of this year's Best Club Person Award. In doing so he has become the first person of South Asian origin to have won this prestigious award. Ramesh played his first game of cricket with YP in the 2017/18 season having never played organised cricket previously. He has been a constant source of new players since then, dragging friends and work colleagues to the club. For the last few seasons he has been in charge of organising the extremely popular Curry night and has been a member of the committee for the last two seasons. This season he added keeping the fridge full of food for the BBQ's and coordinating the under 10 teams to his responsibilities. He is a regular at the club on his nonplaying days supporting any team that happens to be playing at home. Welcome to YPCC honour roll Ramesh, you are a well-deserved winner!



# **SENIOR MEN'S CLUB CHAMPION – 822 POINTS**

## **The George Moloney Jnr. Trophy**

### **Andrew Skate**



Proving that some things get better with age, Andy Skate has run away with the Men's Club Champion Award for 2022-23. All up Andy made 514 runs, the second most amongst the men, took 24 wickets, equal fourth amongst the men, 7 catches and completed a three run outs. His total of 822 points was the second most in the awards history! Ever the great clubman, Andy has been a leader of both the A Reserve and his son's junior teams over the last few seasons, and has been a player that will double up and play two days in a weekend to help fill holes in teams. Ashton Wilson had his best year since joining the Club taking out 2<sup>nd</sup> place 169 points back, whilst the just turned 15 year old Vincent Bush finished a further 5 points back in 3<sup>rd</sup> place. Congratulations

Andy on your first George Moloney Jnr Trophy.

# **SENIOR WOMEN'S CLUB CHAMPION – 404 POINTS**

## **The Paul Sinclair Trophy**

### **Georgina Connelly**



Georgina Connelly has become the first player to become a three-time Club Champion and has done it by winning the award for the third straight year! In another dominant season she took 4 wickets, three catches, completed three assisted run outs, one unassisted run out, and the most runs of any of the women during the home and away season with 292 runs at an average of 97.33! For the fourth year in a row (every season since the Women's program restarted) Maz Stonehouse took out 2<sup>nd</sup> place just 10 points back, whilst Georgina Freer finished a further 199 points back in 3<sup>rd</sup> place, for the second straight year. Congratulations Georgina on taking out your third Paul Sinclair Trophy.

## **SENIOR BATTING AND BOWLING WINNERS**

### **FIRST ELEVEN**

Brian O'Reilly Trophy	Batting	Ashton L Wilson	42.31
Max Nicholls Trophy	Bowling	Simon Eicher	17.53

### **SECOND ELEVEN**

Armstrong Biggs Fallon Trophy	Batting	Andrew N Skate	27.07
John Wood Memorial Trophy	Bowling	Andrew N Skate	16.50

**THIRD ELEVEN**

Bob Gration Trophy	Batting	Vincent Bush	30.22
Ken Spargo Trophy	Bowling	Jarrold Warmington	9.38

**FOURTH ELEVEN**

George Moloney Snr. Trophy	Batting	David Fornito	30.50
Steven Carroll Trophy	Bowling	Finn Boyle	21.15

**FIFTH ELEVEN**

Gavin Down Trophy	Batting	David J Pizzey	34.08
Michael Stringer Trophy	Bowling	Eamon E Pizzey	13.18

**SIXTH ELEVEN**

Greame Anderson Trophy	Batting	Vincent Murphy	25.50
David Blake Trophy	Bowling	Paul Le Sueur	14.76

**SEVENTH ELEVEN**

Bendigo Bank Trophy	Batting	Liam Allman	33.38
Geoff Sinclair Trophy	Bowling	Farhan Ul Haq	12.04

**EIGHTH ELEVEN**

Batting	Paul G Sinclair	26.33
Bowling	Gaurav Arora	19.00

**WOMENS T20 (1)**

Sue Wood Trophy	Batting	Maz Stonehouse	107.33
Mary Sinclair Trophy	Bowling	Maz Stonehouse	17.14

**WOMENS T20 (2)**

Sophie Newing Trophy	Batting	Georgina Connelly	84.67
Ciara Boyle Trophy	Bowling	Sanjana SV	23.20

**JUNIOR BATTING, BOWLING AND COACHES WINNERS****UNDER 16(1)**

Batting	Hamish Pearce	45.11
Bowling	Kobi Maynard	15.00
Coaches	Archie Jones	

**UNDER 14(5)**

Batting	Jimmy Clayton	23.40
Bowling	Raf Longo	10.29
Coaches	Fynn Paz	

**UNDER 16(5)**

Batting	Harsh Sinha	31.80
Bowling	Jay Ryan	11.75
Coaches	Billy Storrs	

**UNDER 12(1) NORTH**

Batting	Hamish Cope	20.00
Bowling	Hamish Cope	10.55
Coaches	William Marsicovetere	

**UNDER 14A**

Batting	Medhansh Bhosle	283.00
Bowling	Medhansh Bhosle	10.14
Coaches	Alex Mornement	

**UNDER 12(5) NORTH**

Batting	Spencer Williams	177.00
Bowling	Aarav Ajithkumar	25.83
Coaches	Theodore Lugg	


**UNDER 14(1)**

Batting	Jude Parsons	41.00
Bowling	Baxter Payne	13.28
Coaches	Henry Coulson-Weigard	

+ Denotes not dismissed for the season

# Alicia Blay Award – Oliver Fortescue

Alisha Blay was a young mother of one of YP's junior players. She died suddenly three days after our junior presentation event a couple of years ago. She was a person who loved to get in and help and was always active serving people in the club canteen, cleaning it within an inch of its life! She was a good person who enjoyed the life of the YP community. This award is given to a junior parent who has been an outstanding volunteer.



Oliver Fortescue has been a fantastic recruit to our junior program. Ollie began supporting our Vibes girls cricket program that runs through the off season. He then moved onto playing a lead role in coaching our U10s and supporting other coaches and parents to get involved. He's positive, full of ideas and willing to get stuck in and make things happen.

He's a "safe pair of hands" for our junior program, always willing to run an activity or pick up a kit to help our juniors have a great time. He's a very worthy winner of the Alisha Blay Junior Volunteer of the Year Award.

# Senior Men's Coaches Award – Lachlan Hopcraft

Lachlan Hopcraft has won this year's coaching award due to his work ethic during training and the results that the work he put in made on game day. Always the first to training he not only assisted in setting things up but improved his batting dramatically due to his extra work. Having not scored more than 31 runs in any of his three previous seasons playing Senior cricket at YP he became a regular contributor of runs in the sixth X1 this season scoring 212 runs for the season with a top score of 41.



Congratulations Lachlan.

# The JOHN T. RACKSTRAW MEDAL Voted by the Players for the Players Vincent Bush – 205 votes

The just turned 15-year-old Vincent Bush has shown his enormous potential by taking out the John T. Rackstraw Medal as the Club's most valuable Senior Men's player as voted by his teammates! He polled votes in 14 of the 19 games he played during the voting period, receiving votes in the 2<sup>nd</sup>, 3<sup>rd</sup> and 4<sup>th</sup> X1's. His 462 runs were the third most in the senior ranks and his best figures of 7-23, which included a hattrick, against a hapless Royal Park Reds in the thirds were the best figures of any bowler in the club for the last four seasons! He was also a key contributor to both the third X1 and under 16(1) premierships. This seasons Club Champion, veteran Andy Skate, finished just 14 votes adrift of Vince in second spot, whilst Ashton Wilson had a break out season in the first X1 to finish in third a further 19 points back .



Congratulations Vince on your first Rackstraw Medal.

# The TOP 30 in the JOHN T. RACKSTRAW MEDAL

1	Bush, Vincent	205	16	Ryan, Jay	135
2	Skate, Andy	191	17	Pizzey, David	134
3	Wilson, Ashton	172	18	Bazaz, Arvind	127
4	Avraam, Alex	162	19	Jones, Rufus	127
5	Murphy, Vince	161	20	Newing, Gus	125
6	Wandel, Ryan	160	21	Allman, Liam	124
7	Sinha, Sanjeev	158	22	Phillips, Andrew	121
8	Ryan, Mark	153	23	Ul Haq, Farhan	119
9	Bagi, Vinod	152	24	Harris, Aiden	119
10	Le Sueur, Paul	147	25	Pemmaraju, Piyush	116
11	Pfeffer, Jordan	144	26	Sivakumar, Mukund	115
12	Vaughan, Josh	141	27	Aldridge, Joshua	112
13	Boyle, Finn	138	28	Demelis, Nick	112
14	Ross, Angus	136	29	Warmington, Jarrod	108
15	Pearce, Hamish	136	30	Pearce, John	108

# SENIOR MEN'S CLUB CHAMPIONSHIP STANDINGS - SEASON 2022-23

	Player	Games	Points	Last Season
1	Skate, Andrew N	19	822	8
2	Wilson, Ashton L	20	653	11
3	Bush, Vincent	19	648	54
4	Ryan, Mark	18	566	27
5	Proud, Blake E	20	535	18
6	Avraam, Alex	14	509	10
7	Demelis, Nicholas	15	508	7
8	Vaughan, Josh	19	504	
9	Pizzey, David S	17	493	13
10	Pearce, Hamish	15	478	42
11	Sivakumar, Mukund	18	475	
12	Rout, Sibasish	17	446	5
13	Sinha, Sanjeev	16	425	62
14	Murphy, Vincent	13	423	60
15	Bazaz, Arvind	16	420	21
16	Arora, Gaurav	12	419	50
17	Pemmaraju, Piyush P	17	402	49
18	Wandel, Ryan	15	399	47
19	Ross, Angus J	15	393	24
20	Shepherd, Daniel	12	378	66
21	Jones, Rufus J	18	376	9
22	Newing, Gus	10	372	109
23	Le Sueur, Paul	16	372	58
24	Pearce, John G	15	366	34
25	Phillips, Andrew H	19	361	12
26	Tak, Asheet	16	361	
27	Fornito, David	12	358	19
28	Talwar, Tarun	17	358	4
29	Stringer, Michael A	17	354	32
30	Boyle, Finn	13	349	55
31	Warmington, Jarrod	14	345	86
32	Veeravalli, Sidhaarthaa S	14	343	48
33	Betts, Adrian L	18	332	
34	Godbole, Siddhant	11	329	1
35	Ul Haq, Farhan	12	327	
36	Tiwari, Divyank	15	320	
37	Fulton - Grigg, Archie	12	317	15
38	Farrell, Tem	13	311	20
39	Allman, Liam	10	309	
40	Ryan, Jay	10	308	102
41	Sinclair, Paul G	10	307	re
42	Panozzo, Oliver	17	306	26
43	Dewey, Derek J	12	302	23
44	Reddy, Mahendra	10	302	re
45	West, Troy	16	290	43
46	Hopcraft, Lachlan	18	288	77
47	Pfeffer, Jordan	13	288	69
48	Bagi, Vinod	11	283	3
49	Harris, Aiden	13	282	90
50	Sinha, Harsh	14	281	84
51	Pizzey, Eamon E	18	281	37
52	Raza, Syed	16	277	72
53	Eicher, Simon	15	275	30
54	Paevere, Jasper	14	270	73
55	Murphy, Jack T	12	267	31
56	Tak, Aneesh	12	258	67
57	Medell, Ashley	13	257	38
58	Van Beek, Tony	18	253	82
59	Aldridge, Joshua	13	249	97
60	Brown, Rik	15	248	64
61	Raper, Tobias	12	248	re
62	White, Joseph	12	248	88
63	Perkins, Jack	15	246	44
64	Aldridge, Rod	12	246	39
65	Sharma, Anuj	13	238	85
66	Butt, Salman N	7	238	
67	McLeod, Jack	13	237	
68	Silva, Denith K	12	232	16

	Player	Games	Points	Last Season
69	Singh, Harprit	6	222	
70	Newing, Freddie	6	220	6
71	Akella, Sree Raneesh	16	218	89
72	Pearce, Archie	15	216	106
73	Dommety, Santosh K	13	210	35
74	Kumar, Ashwin G	16	207	81
75	Pemmaraju, Saicharan	16	206	78
76	Murphy, Xavier	9	199	
77	Paevere, Ari	15	198	57
78	Wahab, Abdul	14	189	
79	Ahmer, Zeeshan	12	185	52
80	Giacomo, Jack	8	184	
81	Tucker, Adam	10	184	re
82	Kapoor, Rajit	12	173	28
83	Aldridge, William T	15	172	41
84	Mawer, Kyle	14	168	101
85	Allen, Jarrod	13	163	
86	McKean, Patrick	10	152	53
87	Banova, Gregory V	11	152	61
88	Bhosle, Shivraj	11	147	83
89	Bhosle, Medhansh	10	146	68
90	Skate, Theodore	10	146	108
91	Coulson Wiegard, Henry	8	145	
92	Bestha, Ramesh	13	141	74
93	Jumpertz, Michael	16	141	75
94	Blackmore, Nicholas T	9	141	92
95	Pai, Ramchandra	12	140	
96	Singh, Ankit	8	134	59
97	Raut, Honey	3	132	
98	Parsons, Jude	9	124	
99	Pillai, Manav	12	113	
100	Srinivasan, Vinay	7	111	56
101	Boyle, Daniel	8	108	80
102	Gandhi, Arun	3	106	
103	Adamson, Tyla	7	103	
104	Corrigan, John R	17	103	93
105	Thakur, Ashish	8	100	103
106	Fortescue, Oliver	5	99	
107	Perkins, Matthew J	7	99	22
108	Clancy, Robert D	3	98	115
109	Harris, Matthew	6	96	
110	Almond, Hugh	3	88	98
111	Banova, Gabriel D	6	88	re
112	Mullan, Bede	7	84	105
113	Rajesh, Karthik	8	81	79
114	Campbell, Ewan	15	78	
115	Ulhaq, Ammar	10	69	
116	Cooper, Alexander	8	66	
117	Watson, Matthew	4	57	76
118	Young, Tim J	2	57	re
119	McKean, Scott	4	49	40
120	Krishna, Prateek	4	46	
121	Jacobs, Emile	8	42	
122	Miller, Elliott	2	40	99
123	Phelps, Rohan J	1	37	re
124	Kim-Anderson, En	1	28	
125	Aldridge, Ben	4	23	
126	Farooq, Umar	5	22	
127	Heddle, David	2	22	re
128	Coupe, Jamie	2	20	
129	Watson, Joseph	2	18	71
130	Coupe, Alastair	1	17	re
131	Yareshimi, Sandeep	2	14	
132	Sriram, Raghavan	1	13	re
133	Weeraratne, Lasantha	3	11	re
134	Srinivasan, Vivek	5	8	
135	Holt, Peter T	1	7	re
136	Caldecott, Eliza	1	5	


# SENIOR WOMEN'S CLUB CHAMPIONSHIP STANDINGS - SEASON 2022-23

	Player	Games	Points	Last Season
1	Connelly, Georgina	10	404	1
2	Stonehouse, Maz	10	394	2
3	Freer, Georgia	11	195	3
4	Sharman, Zoe	11	194	12
5	Read, Louisa	6	172	6
6	Raut, Twinkle	9	166	16
7	Grinham, Rachel	11	166	13
8	Boyle, Ciara	8	141	9
9	SV, Sanjana	9	133	7
10	Watson, Alana	9	112	15
11	Tancred, Molly L	5	103	
12	Caldecott, Eliza	7	101	5

	Player	Games	Points	Last Season
13	Guiney, Johanna	9	100	re
14	Hughes-Fortescue, Aphra	7	96	
15	Bishop, Grayceson	10	92	
16	Coulson, Mandy	9	88	20
17	White, Anne	10	86	18
18	Barbetti, Maria	9	65	10
19	Boyd, Jess	2	38	
20	McKeown, Marian	5	33	
21	Bhosle, Seema	4	21	
22	Walker, Ceitlin	1	15	re
23	Srinivasan, Poongothai	1	1	27
24	Pemmaraju, Umadevi	2	1	

## Senior Women's Coaches Award – Grayceson Bishop

New to our club in 2022/23, Grayceson joined our group during pre-season and immediately endeared herself to her new teammates. Grayceson has shown a wonderful commitment to developing her cricketing skillset and has demonstrated an outstanding attitude and approach to the challenges learning a new sport can present. Over the course of the season Grayceson has developed into a fine cricketer and has contributed to the positive culture of our women's teams and the club as a whole.



Congratulations on a wonderful debut season Grayceson, looking forward to seeing you back at the club in 2023/24!

## The Lesley Rhodes MEDAL Voted by the Players for the Players Twinkle Raut – 115 votes

Bottom aged Under 14(1) mixed team premiership player Twinkle Raut has capped off an excellent season by being voted the most valuable Senior Female player of the year as voted by her teammates! Twinkle polled in all nine games she played, had the best economy rate of all the WT20 bowlers, and made the second most runs in the second women's team only being dismissed twice for the season. Twinkle won by just 2 votes from last year's winner Georgina Connelly, with perennial top 3 place getter Maz Stonehouse a further 9 votes back in third position.



Congratulations Twinkle. A bright cricketing future lies ahead for you both at YP and a higher level!

## Voting in the Lesley Rhodes MEDAL

1	Raut, Twinkle	115	13	Guiney, Jo	33
2	Connelly, Georgina	113	14	Bishop, Grayceson	31
3	Stonehouse, Maz	104	15	Barbetti, Maria	25
4	SV, Sanjana	68	16	Caldecott, Eliza	24
5	Read, Louisa	65	17	Coulson, Mandy	22
6	Grinham, Rachel	58	18	Watson, Alana	16
7	Sharman, Zoe	58	19	McKeown, Marian	12
8	Freer, Georgia	54	20	Bhosle, Seema	12
9	Hughes-Fortescue, Aphra	50	21	Walker, Ceitlin	9
10	Tancred, Molly	43	22	Boyd, Jess	4
11	Boyle, Ciara	38	23	Pemmaraju, Uma	4
12	White, Anne	36	24	Srinivasan, Poongothai	1

# CRITERIA USED FOR THE SENIOR CLUB CHAMPIONS

It's based on a points system as follows:-

1. One point for each run scored.
2. Fourteen points for an unassisted wicket, eg. Bowled, LBW, Caught and Bowled, Hit wicket.
3. Seven points for an assisted wicket, eg. Caught, Stumped, Run Out. In the case of an assisted wicket, seven points each goes to both the bowler and the fielder involved.
4. Fourteen points for a direct hit for a run out which is essentially an unassisted wicket.

The Club Champion and Best Player voting does not include the finals but only up until the end of the home and away games. If all eight men's teams or both women's teams make the finals, then these would be included in the Club Champion award up to the point where all teams were no longer involved.

## CLUB RYDER AND RANSFORD AWARDS

### FOR BEST PLAYER IN EACH OF THE SENIOR TEAMS

All players give votes (3, 2 and 1) at the completion of each game (can't vote for themselves). Votes obtained in the finals do not count towards the Rackstraw or Lesley Rhodes medal unless all teams participate in finals on that weekend.

#### **WT20(1) Ransford Votes**



Stonehouse, Maz	143
Read, Louisa	88
Tancred, Molly	70
Grinham, Rachel	61
Freer, Georgia	60
Sharman, Zoe	59
Boyle, Ciara	48
Bishop, Grayceson	33
Caldecott, Eliza	27
Hughes-Fortescue, Aphra	13
Watson, Alana	11
Connelly, Georgina	9
Guiney, Jo	9
Boyd, Jess	4
SV, Sanjana	4
Raut, Twinkle	3

#### **WT20(2) Ransford Votes**



Raut, Twinkle	112
Connelly, Georgina	104
SV, Sanjana	64
Hughes-Fortescue, Aphra	37
White, Anne	36
Barbetti, Maria	25
Guiney, Jo	24
Coulson, Mandy	22
McKeown, Marian	12
Bhosle, Seema	12
Walker, Ceitlin	9
Watson, Alana	5
Pemmaraju, Uma	4
Srinivasan, Poongothai	1

#### **1st X1 Ryder Votes**



Wilson, Ashton	166
Avraam, Alex	138
Pearce, Hamish	114
Demelis, Nick	112
Sivakumar, Mukund	106
Godbole, Siddhant	75
Vaughan, Josh	69
Pemmaraju, Piyush	63
Paevere, Jasper	54
Fulton-Grigg, Archie	50
Eicher, Simon	47
Proud, Blake	27
Giacomo, Jack	20
Raper, Tobias	7
Paevere, Ari	2



### 2nd X1 Ryder Votes



Skate, Andrew N	155
Bazaz, Arvind	110
Ross, Angus	105
Veeravalli, Sidhaarthaa	99
Panozzo, Oliver	97
Rout, Sibasish	87
Bush, Vincent	83
Perkins, Jack	71
Paevere, Ari	47
Vaughan, Josh	37
Giacomo, Jack	34
Dewey, Derek	31
Shepherd, Daniel	30
Young, Tim	26
Phillips, Andrew	19
Jones, Rufus	17
Tak, Aneesh	15
Raza, Syed	14
Warmington, Jarrod	12
Proud, Blake	7
Mawer, Kyle	6
Eicher, Simon	5
Raper, Tobias	4
Stringer, Michael	4
Pemmaraju, Piyush	1

### 3rd X1 Ryder Votes



Warmington, Jarrod	157
Phillips, Andrew	113
Bush, Vincent	107
Tak, Asheet	99
Stringer, Michael	78
Dommetry, Santosh	76
Jones, Rufus	69
Tak, Aneesh	64
Tem Farrell	58
Fulton-Grigg, Archie	56
Singh, Harprit	54
Medell, Ashley	53
Betts, Adrian	45
Kumar, Ashwin	40
Vaughan, Josh	35
Pemmaraju, Sai	32
Ross, Angus	31
Pizzey, Eamon	30
Shepherd, Daniel	25
Pemmaraju, Piyush	19
Miller, Elliott	19
Proud, Blake	17
Wandel, Ryan	16
Vinay Srinivasan	15
McKean, Scott	14
Hedde, David	12
Boyle, Finn	4
Allen, Jarrod	4
Fornito, David	1
Murphy, Xavier	1

### 4th X1 Ryder Votes



Boyle, Finn	134
Fornito, David	83
Raza, Syed	75
Talwar, Tarun	68
Betts, Adrian	59
Mawer, Kyle	57
Medell, Ashley	49
Jones, Rufus	47
Bagi, Vinod	45
Butt, Salman Naveed	44
Aldridge, Will	42
McKean, Patrick	39
Skate, Andy	36
Shepherd, Daniel	35
Newing, Freddie	34
Kapoor, Rajit	31
Paevere, Jasper	30
Farrell, Tem	30
Avraam, Alex	24
Bush, Vincent	15
Almond, Hugh	15
Bazaz, Arvind	12
Boyle, Daniel	11
Pemmaraju, Sai	9
Wilson, Ashton	6
Proud, Blake	4
Allen, Jarrod	2
Perkins, Jack	1
Watson, Joe	1

### 5th X1 Ryder Votes



Wandel, Ryan	143
Pizzey, David	134
Aldridge, Joshua	112
Aldridge, Rod	84
Tiwari, Divyank	80
Pearce, John	77
Pizzey, Eamon	67
Murphy, Xavier	45
Raut, Honey	45
Bagi, Vinod	38
Singh, Ankit	36
Butt, Salman Naveed	33
Pemmaraju, Piyush	33
Singh, Harprit	25
Silva, Denith	24
Pearce, Hamish	22
Aldridge, Will	21
Srinivasan, Vinay	19
Proud, Blake	18
Allen, Jarrod	16
White, Joseph	15
Sinha, Sanjeev	12
Watson, Matthew	12
Pemmaraju, Sai	11
Tucker, Adam	11
Sivakumar, Mukund	9
Bazaz, Arvind	5
Pearce, Archie	5
Pillai, Manav	4
Banova, Gabriel	3
Gandhi, Arun	2
Coupe, Jamie	2

### 6th X1 Ryder Votes



Murphy, Vince	161
Le Sueur, Paul	149
Sinha, Sanjeev	127
Hopcraft, Lachlan	122
Harris, Aiden	119
Murphy, Jack	104
Sinha, Harsh	85
Akella, Sree Raneesh	79
West, Troy	71
Van Beek, Tony	53
Parsons, Jude	42
Newing, Gus	35
Harris, Matthew	33
Campbell, Ewan	30
Corrigan, John	30
Murphy, Xavier	29
Pearce, Archie	18
Pai, Ramchandra	18
Jumpertz, Michael	14
McKean, Patrick	12
Silva, Denith	5
Phelps, Rohan	4
Jacobs, Emile	2
Cooper, Alexander	2

### 7th X1 Ryder Votes



Ryan, Mark	128
Allman, Liam	124
Pfeffer, Jordan	119
UI Haq, Farhan	119
Ryan, Jay	115
McLeod, Jack	63
Bagi, Vinod	59
Sharma, Anuj	48
Bhosle, Medhansh	41
Reddy, Mahendra	35
Pai, Ramchandra	31
Bhosle, Shivraj	31
Van Beek, Tony	28
Sinha, Sanjeev	27
Kim-Anderson, En	23
Adamson, Tyla	23
Cooper, Alexander	18
Arora, Gaurav	16
Thakur, Ashish	16
Pillai, Manav	15
Blackmore, Nicholas	11
Sinha, Harsh	8
Jacobs, Emile	8
Bestha, Ramesh	7
UI Haq, Ammar	5
Banova, Greg	4
Skate, Theo	3
Raghavan, Sriram	2
West, Troy	1

### 8th X1 Ryder Votes



Sinclair, Paul G	107
Arora, Gaurav	91
Newing, Gus	90
White, Joseph	67
Coulson-Wiegard, Henry	67
Ahmer, Zeeshan	63
Wahab, Abdul	61

Clancy, Rob	47
Reddy, Mahendra	43
Fortescue, Oliver	40
Skate, Theo	37
Pearce, Archie	35
Pearce, John	31
Mullan, Bede	26
Ryan, Mark	25
Pfeffer, Jordan	25
Silva, Denith	25
Brown, Rik	25
Bestha, Ramesh	22
Tucker, Adam	21
Gandhi, Arun	21

Ryan, Jay	20
Perkins, Matthew	18
Aldridge, Ben	14
Bagi, Vinod	10
Pillai, Manav	9
Banova, Greg	7
Singh, Ankit	7
Sharma, Anuj	1
Bhosle, Medhansh	1
Blackmore, Nicholas	1
UI Haq, Ammar	1
Parsons, Jude	1
Wandel, Ryan	1
Coupe, Jamie	1
Cairnes, Colin	1

# 1st XI BATTING PERFORMANCES

	Player	MAT	INN	NO	100s	50s	0s	4s	6s	HS	RUNS	AVE
<b>1</b>	<b><u>Wilson, Ashton L</u></b>	<b><u>16</u></b>	<b><u>16</u></b>	<b><u>3</u></b>	<b><u>1</u></b>	<b><u>4</u></b>	<b><u>1</u></b>	<b><u>43</u></b>	<b><u>14</u></b>	<b><u>120*</u></b>	<b><u>550</u></b>	<b><u>42.31</u></b>
2	Demelis, Nicholas	15	15	1	0	3	0	42	14	71	389	27.79
3	Sivakumar, Mukund	16	16	0	0	2	0	31	1	84	370	23.13
4	Avraam, Alex	13	13	2	1	1	1	36	5	107*	347	31.55
5	Pearce, Hamish	13	12	2	0	2	0	19	7	54	254	25.40
6	Vaughan, Josh	11	11	0	0	2	1	18	6	59	252	22.91
7	Proud, Blake E	16	14	4	0	0	3	14	0	30*	170	17.00
8	Godbole, Siddhant	11	10	1	0	0	0	18	3	49	168	18.67
9	Raper, Tobias	8	7	0	0	0	1	6	0	39	106	15.14
10	Fulton - Grigg, Archie	8	7	2	0	0	3	3	1	14*	34	6.80
11	Paevere, Jasper	13	8	2	0	0	0	2	0	7	28	4.67
12	Newing, Freddie	2	2	0	0	0	0	1	0	20	28	14.00
13	Pemmaraju, Piyush P	11	7	2	0	0	1	1	0	10*	22	4.40
14	Giacomo, Jack	5	4	0	0	0	1	0	1	8	17	4.25
15	Eicher, Simon	12	8	6	0	0	2	0	0	6*	16	8.00
16	Paevere, Ari	4	1	0	0	0	0	0	1	13	13	13.00

# 1st XI BOWLING PERFORMANCES

	Player	MAT	O	M	R	W	5Wi	10Wm	BBI	AVE.	STR.	ECN.
<b>1</b>	<b><u>Eicher, Simon</u></b>	<b><u>12</u></b>	<b><u>64.1</u></b>	<b><u>11</u></b>	<b><u>333</u></b>	<b><u>19</u></b>	<b><u>1</u></b>	<b><u>0</u></b>	<b><u>6/17</u></b>	<b><u>17.53</u></b>	<b><u>20.26</u></b>	<b><u>5.19</u></b>
2	Pemmaraju, Piyush P	11	68	10	281	16	0	0	3/9	17.56	25.50	4.13
3	Fulton - Grigg, Archie	8	47.1	2	287	13	0	0	4/51	22.08	21.77	6.08
4	Paevere, Jasper	13	93	10	346	13	0	0	3/12	26.62	42.92	3.72
5	Godbole, Siddhant	11	59.5	11	241	11	0	0	4/18	21.91	32.64	4.03
6	Pearce, Hamish	13	54	5	203	10	0	0	3/14	20.30	32.40	3.76
7	Avraam, Alex	13	54	2	297	10	0	0	3/22	29.70	32.40	5.50
8	Demelis, Nicholas	15	69.2	7	404	9	0	0	2/14	44.89	46.22	5.83
9	Giacomo, Jack	5	24.5	1	106	7	0	0	3/28	15.14	21.29	4.27
10	Paevere, Ari	4	20	4	90	2	0	0	1/5	45.00	60.00	4.50
11	Raper, Tobias	8	19	1	94	2	0	0	1/21	47.00	57.00	4.95
12	Boyle, Finn	1	1.5	0	9	1	0	0	1/9	9.00	11.00	4.91
13	Vaughan, Josh	11	1	0	11	1	0	0	1/11	11.00	6.00	11.00
14	Newing, Freddie	2	3	1	13	0	0	0	0/13	NA	NA	4.33
15	Wilson, Ashton L	16	1	0	14	0	0	0	0/14	NA	NA	14.00



# 2nd XI BATTING PERFORMANCES

	Player	MAT	INN	NO	100s	50s	0s	4s	6s	HS	RUNS	AVE
1	Rout, Sibasish	17	17	0	0	2	0	<b>43</b>	<b>0</b>	55	439	25.82
<b>2</b>	<b><u>Skate, Andrew N</u></b>	<b>17</b>	<b>16</b>	<b>1</b>	<b>1</b>	<b>0</b>	<b>1</b>	<b>38</b>	<b>7</b>	<b>105</b>	<b>406</b>	<b>27.07</b>
3	Ross, Angus J	12	12	1	0	0	0	15	2	42	240	21.82
4	Perkins, Jack	13	12	1	0	0	0	11	12	48	208	18.91
5	Panozzo, Oliver	17	16	4	0	0	2	11	0	32	194	16.17
6	Dewey, Derek J	10	9	3	0	1	0	6	0	61*	149	24.83
7	Bazaz, Arvind	14	12	1	0	0	2	13	0	29	135	12.27
8	Bush, Vincent	6	6	1	0	1	1	10	0	53*	122	24.40
9	Vaughan, Josh	6	6	0	0	1	1	10	0	54	101	16.83
10	Giacomo, Jack	3	3	1	0	1	0	13	0	50*	76	38.00
11	Veeravalli, Sidhaarthaa S	14	9	5	0	0	1	3	0	28	70	17.50
12	Shepherd, Daniel	4	4	0	0	0	0	6	0	37	49	12.25
13	Paevere, Ari	11	7	2	0	0	1	4	0	21	45	9.00
14	Young, Tim J	2	2	0	0	0	1	6	0	43	43	21.50
15	Newing, Freddie	1	1	0	0	0	0	0	1	34	34	34.00
16	Proud, Blake E	1	1	1	0	0	0	1	1	27*	27	NA
17	Jones, Rufus J	4	3	3	0	0	0	0	0	14*	27	NA
18	Talwar, Tarun	3	3	0	0	0	0	2	0	13	27	9.00
19	Sivakumar, Mukund	1	1	0	0	0	0	4	0	23	23	23.00
20	Raper, Tobias	4	4	0	0	0	0	0	0	16	23	5.75
21	Tak, Aneesh	1	1	0	0	0	0	0	0	22	22	22.00
22	Fulton - Grigg, Archie	1	1	0	0	0	0	0	1	9	9	9.00
23	Pemmaraju, Piyush P	1	1	0	0	0	0	0	0	8	8	8.00
24	Rajesh, Karthik	2	2	1	0	0	0	0	0	7*	8	8.00
25	Srinivasan, Vinay	1	1	0	0	0	0	0	0	6	6	6.00
26	Warmington, Jarrod	1	1	0	0	0	0	1	0	6	6	6.00
27	Aldridge, Joshua	1	1	0	0	0	0	0	0	4	4	4.00
28	Allen, Jarrod	1	1	0	0	0	0	0	0	4	4	4.00
29	Krishna, Prateek	4	3	1	0	0	0	0	0	2	4	2.00
30	Singh, Harprit	2	1	0	0	0	0	0	0	4	4	4.00
31	Wilson, Ashton L	2	2	0	0	0	1	0	0	3	3	1.50
32	Harris, Aiden	1	1	0	0	0	0	0	0	3	3	3.00
33	Mawer, Kyle	1	1	0	0	0	0	0	0	2	2	2.00
34	Phillips, Andrew H	2	2	2	0	0	0	0	0	1*	1	NA
35	Butt, Salman N	1	1	0	0	0	1	0	0	0	0	0.00
36	Raza, Syed	3	1	0	0	0	1	0	0	0	0	0.00



# 2nd XI BOWLING PERFORMANCES

	Player	MAT	O	M	R	W	5Wi	10Wm	BBI	AVE.	STR.	ECN.
<u>1</u>	<u>Skate, Andrew N</u>	<u>17</u>	<u>105.5</u>	<u>23</u>	<u>363</u>	<u>22</u>	<u>0</u>	<u>0</u>	<u>3/9</u>	<u>16.50</u>	<u>28.86</u>	<u>3.43</u>
2	Veeravalli, Sidhaarthaa S	14	99	15	385	21	0	0	3/15	18.33	28.29	3.89
3	Bazaz, Arvind	14	105	12	413	19	1	0	5/51	21.74	33.16	3.93
4	Panozzo, Oliver	17	89	6	488	11	0	0	2/77	44.36	48.55	5.48
5	Paevere, Ari	11	66	8	251	8	0	0	3/26	31.38	49.50	3.80
6	Giacomo, Jack	3	15	1	68	4	0	0	2/34	17.00	22.50	4.53
7	Krishna, Prateek	4	22	4	72	4	0	0	1/9	18.00	33.00	3.27
8	Raper, Tobias	4	17.1	0	74	4	0	0	2/26	18.50	25.75	4.31
9	Jones, Rufus J	4	31	2	141	4	0	0	2/35	35.25	46.50	4.55
10	Raza, Syed	3	21	1	99	3	0	0	2/32	33.00	42.00	4.71
11	Bush, Vincent	6	31	3	131	3	0	0	1/20	43.67	62.00	4.23
12	Singh, Harprit	2	10	3	33	2	0	0	2/30	16.50	30.00	3.30
13	Stringer, Michael A	1	9	0	45	2	0	0	2/45	22.50	27.00	5.00
14	Warmington, Jarrod	1	7.4	1	45	2	0	0	2/45	22.50	23.00	5.87
15	Proud, Blake E	1	1	0	6	1	0	0	1/6	6.00	6.00	6.00
16	Eicher, Simon	1	6	2	9	1	0	0	1/9	9.00	36.00	1.50
17	Pemmaraju, Piyush P	1	5.2	1	12	1	0	0	1/12	12.00	32.00	2.25
18	Phillips, Andrew H	2	9	0	21	1	0	0	1/21	21.00	54.00	2.33
19	Talwar, Tarun	3	5	0	32	1	0	0	1/15	32.00	30.00	6.40
20	Aldridge, Joshua	1	7	1	36	1	0	0	1/36	36.00	42.00	5.14
21	Young, Tim J	2	8	0	37	1	0	0	1/20	37.00	48.00	4.63
22	Butt, Salman N	1	5	0	41	1	0	0	1/41	41.00	30.00	8.20
23	Ross, Angus J	12	2	0	18	0	0	0	0/18	NA	NA	9.00
24	Fulton - Grigg, Archie	1	7	0	32	0	0	0	0/32	NA	NA	4.57
25	Mawer, Kyle	1	9	2	40	0	0	0	0/40	NA	NA	4.44



# 3rd XI BATTING PERFORMANCES

	Player	MAT	INN	NO	100s	50s	0s	4s	6s	HS	RUNS	AVE
1	Tak, Asheet	16	16	1	0	2	0	36	1	58*	347	23.13
<b>2</b>	<b><u>Bush, Vincent</u></b>	<b>9</b>	<b>9</b>	<b>0</b>	<b>0</b>	<b>1</b>	<b>0</b>	<b>14</b>	<b>4</b>	<b>61</b>	<b>272</b>	<b>30.22</b>
3	Tak, Aneesh	13	13	1	0	2	0	25	0	58*	251	20.92
4	Farrell, Tem	11	11	3	0	1	1	25	3	53*	204	25.50
5	Dommety, Santosh K	15	14	3	0	0	1	11	2	41*	156	14.18
6	Shepherd, Daniel	6	6	1	0	0	0	15	1	43	142	28.40
7	Betts, Adrian L	8	8	1	0	0	1	20	1	44	133	19.00
8	Medell, Ashley	9	7	3	0	1	2	10	1	55*	105	26.25
9	Ross, Angus J	2	2	1	0	1	0	8	0	91*	94	94.00
10	Fulton - Grigg, Archie	2	2	2	0	0	0	5	5	40*	76	NA
11	Stringer, Michael A	18	8	1	0	0	0	5	4	21	69	9.86
12	Warmington, Jarrod	15	11	4	0	0	2	6	0	20	56	8.00
13	Vaughan, Josh	1	1	1	0	1	0	4	0	52*	52	NA
14	Phillips, Andrew H	19	9	5	0	0	0	6	0	24*	48	12.00
15	Srinivasan, Vinay	5	4	0	0	0	0	5	0	28	46	11.50
16	McKean, Scott	4	4	0	0	0	0	3	0	21	42	10.50
17	Singh, Harprit	3	3	2	0	0	0	3	0	18*	35	35.00
18	Pizzey, David S	4	4	1	0	0	0	4	0	14	35	11.67
19	Pemmaraju, Piyush P	2	2	0	0	0	0	4	0	27	33	16.50
20	Miller, Elliott	2	2	0	0	0	0	2	0	26	33	16.50
21	Allen, Jarrod	6	4	0	0	0	1	4	1	12	27	6.75
22	Rajesh, Karthik	4	4	0	0	0	0	0	0	10	23	5.75
23	Pizzey, Eamon E	4	1	0	0	0	0	2	0	20	20	20.00
24	Boyle, Finn	1	1	0	0	0	0	3	0	18	18	18.00
25	Heddle, David	2	2	0	0	0	1	1	0	15	15	7.50
26	Wandel, Ryan	1	1	0	0	0	0	0	0	13	13	13.00
27	Dewey, Derek J	1	1	0	0	0	0	1	0	13	13	13.00
28	Silva, Denith K	1	1	0	0	0	0	2	0	12	12	12.00
29	Jones, Rufus J	9	3	0	0	0	2	0	0	8	8	2.67
30	Tiwari, Divyank	1	1	0	0	0	0	1	0	7	7	7.00
31	Aldridge, William T	2	2	0	0	0	0	0	0	4	7	3.50
32	Kumar, Ashwin G	15	4	1	0	0	1	0	0	3	6	2.00
33	Proud, Blake E	1	1	0	0	0	0	0	0	5	5	5.00
34	Murphy, Xavier	1	1	0	0	0	0	0	0	2	2	2.00
35	Fornito, David	1	1	0	0	0	0	0	0	2	2	2.00
36	Pemmaraju, Saicharan	9	2	0	0	0	1	0	0	1	1	0.50



# 3rd XI BOWLING PERFORMANCES

	Player	MAT	O	M	R	W	5Wi	10Wm	BBI	AVE.	STR.	ECN.
<b>1</b>	<b>Warmington, Jarrod</b>	<b>15</b>	<b>93.1</b>	<b>13</b>	<b>272</b>	<b>29</b>	<b>1</b>	<b>0</b>	<b>5/15</b>	<b>9.38</b>	<b>19.28</b>	<b>2.92</b>
2	Phillips, Andrew H	19	133.2	13	423	29	0	0	4/21	14.59	27.59	3.17
3	Stringer, Michael A	18	121.4	25	404	24	0	0	3/11	16.83	30.42	3.32
4	Kumar, Ashwin G	15	95.3	7	378	18	0	0	4/46	21.00	31.83	3.96
5	Bush, Vincent	9	29	8	93	11	1	0	7/23	8.45	15.82	3.21
6	Pemmaraju, Saicharan	9	49	6	240	11	0	0	4/17	21.82	26.73	4.90
7	Singh, Harprit	3	14	0	62	10	1	0	5/10	6.20	8.40	4.43
8	Jones, Rufus J	9	64	10	205	8	0	0	2/9	25.63	48.00	3.20
9	Dommetry, Santosh K	15	18	2	63	4	0	0	3/34	15.75	27.00	3.50
10	Pizzey, Eamon E	4	23	3	105	4	0	0	2/31	26.25	34.50	4.57
11	Boyle, Finn	1	4.5	2	13	3	0	0	3/13	4.33	9.67	2.69
12	Eicher, Simon	2	4.1	0	30	3	0	0	2/30	10.00	8.33	7.20
13	Fulton - Grigg, Archie	2	13	2	78	3	0	0	2/28	26.00	26.00	6.00
14	Proud, Blake E	1	4	1	8	2	0	0	2/8	4.00	12.00	2.00
15	Farrell, Tem	11	18	2	91	2	0	0	1/24	45.50	54.00	5.06
16	Fornito, David	1	4	0	16	1	0	0	1/16	16.00	24.00	4.00
17	Murphy, Xavier	1	6	2	20	1	0	0	1/20	20.00	36.00	3.33
18	Tiwari, Divyank	1	4	1	19	0	0	0	0/19	NA	NA	4.75
19	Pemmaraju, Piyush P	2	3	0	24	0	0	0	0/24	NA	NA	8.00
20	Silva, Denith K	1	9	1	25	0	0	0	0/25	NA	NA	2.78



# 4th XI BATTING PERFORMANCES

	Player	MAT	INN	NO	100s	50s	0s	4s	6s	HS	RUNS	AVE
<u>1</u>	<u>Fornito, David</u>	<u>11</u>	<u>11</u>	<u>3</u>	<u>0</u>	<u>2</u>	<u>1</u>	<u>22</u>	<u>6</u>	<u>85</u>	<u>244</u>	<u>30.50</u>
2	Talwar, Tarun	14	12	1	0	0	2	23	0	35	170	15.45
3	Betts, Adrian L	11	9	1	0	1	3	20	1	57*	164	20.50
4	Boyle, Finn	11	9	0	0	0	0	13	0	36	149	16.56
5	Skate, Andrew N	2	2	0	0	1	0	7	1	80	108	54.00
6	Aldridge, William T	11	11	1	0	1	4	7	1	53*	100	10.00
7	Newing, Freddie	3	3	0	0	1	0	13	1	79	95	31.67
8	Shepherd, Daniel	3	3	0	0	1	0	6	1	60	94	31.33
9	Medell, Ashley	5	5	0	0	0	0	9	0	41	86	17.20
10	Butt, Salman N	5	4	0	0	0	0	8	1	36	74	18.50
11	Bush, Vincent	5	5	1	0	0	1	6	0	24	68	17.00
12	Kapoor, Rajit	12	10	3	0	0	0	6	0	17	68	9.71
13	Raza, Syed	13	9	3	0	0	0	5	3	18	67	11.17
14	Avraam, Alex	1	1	0	0	1	0	7	0	57	57	57.00
15	Jones, Rufus J	7	6	1	0	0	2	4	0	23*	47	9.40
16	Farrell, Tem	2	2	0	0	0	0	4	2	35	45	22.50
17	Mawer, Kyle	13	9	4	0	0	1	5	1	16	40	8.00
18	Boyle, Daniel	8	6	0	0	0	1	4	0	11	38	6.33
19	Paevere, Jasper	1	1	0	0	0	0	4	0	32	32	32.00
20	Wilson, Ashton L	2	2	1	0	0	0	5	0	25	30	30.00
21	Allen, Jarrod	3	2	0	0	0	0	1	1	16	23	11.50
22	McKean, Patrick	6	5	0	0	0	2	2	0	9	23	4.60
23	Proud, Blake E	1	1	0	0	0	0	2	0	19	19	19.00
24	Tak, Asheet	2	2	0	0	0	0	1	0	14	18	9.00
25	Rajesh, Karthik	2	1	0	0	0	0	2	0	15	15	15.00
26	Dewey, Derek J	1	1	0	0	0	0	1	0	14	14	14.00
27	Kumar, Ashwin G	3	3	1	0	0	1	0	0	8	12	6.00
28	Almond, Hugh	3	2	1	0	0	0	0	0	8	11	11.00
29	Perkins, Jack	2	2	0	0	0	0	2	0	6	10	5.00
30	Ross, Angus J	1	1	0	0	0	0	1	0	10	10	10.00
31	Fulton - Grigg, Archie	1	1	1	0	0	0	0	0	9*	9	NA
32	Vaughan, Josh	1	1	0	0	0	0	0	0	8	8	8.00
33	Pizzey, Eamon E	1	1	1	0	0	0	1	0	6*	6	NA
34	Banova, Gabriel D	2	2	0	0	0	1	0	0	6	6	3.00
35	Bazaz, Arvind	1	1	0	0	0	0	0	0	5	5	5.00
36	Watson, Joseph	1	1	0	0	0	0	1	0	4	4	4.00
37	Pemmaraju, Saicharan	4	2	1	0	0	0	0	0	2	2	2.00
38	Bagi, Vinod	3	3	0	0	0	3	0	0	0	0	0.00
39	Jacobs, Emile	3	1	0	0	0	1	0	0	0	0	0.00





# 4th XI BOWLING PERFORMANCES

	Player	MAT	O	M	R	W	5Wi	10Wm	BBI	AVE.	STR.	ECN.
1	Talwar, Tarun	14	40	3	168	14	0	0	4/22	12.00	17.14	4.20
<b>2</b>	<b><u>Boyle, Finn</u></b>	<b><u>11</u></b>	<b><u>57</u></b>	<b><u>2</u></b>	<b><u>275</u></b>	<b><u>13</u></b>	<b><u>0</u></b>	<b><u>0</u></b>	<b><u>4/31</u></b>	<b><u>21.15</u></b>	<b><u>26.31</u></b>	<b><u>4.82</u></b>
3	Mawer, Kyle	13	54.4	7	260	10	0	0	3/28	26.00	32.80	4.76
4	Kapoor, Rajit	12	56.5	3	270	10	0	0	3/41	27.00	34.10	4.75
5	Raza, Syed	13	68	7	277	10	0	0	2/15	27.70	40.80	4.07
6	McKean, Patrick	6	20	1	99	7	0	0	3/6	14.14	17.14	4.95
7	Bagi, Vinod	3	24	4	96	6	0	0	3/36	16.00	24.00	4.00
8	Jones, Rufus J	7	41.4	2	188	6	0	0	2/29	31.33	41.67	4.51
9	Paevere, Jasper	1	9	1	28	5	1	0	5/28	5.60	10.80	3.11
10	Fornito, David	11	16	4	79	5	0	0	2/15	15.80	19.20	4.94
11	Almond, Hugh	3	18	0	105	5	0	0	3/54	21.00	21.60	5.83
12	Pemmaraju, Saicharan	4	15	1	81	4	0	0	2/26	20.25	22.50	5.40
13	Newing, Freddie	3	20	2	101	4	0	0	3/25	25.25	30.00	5.05
14	Wilson, Ashton L	2	4	0	34	2	0	0	2/34	17.00	12.00	8.50
15	Bazaz, Arvind	1	8	0	36	2	0	0	2/36	18.00	24.00	4.50
16	Farrell, Tem	2	6	0	39	2	0	0	1/18	19.50	18.00	6.50
17	Skate, Andrew N	2	11	2	50	2	0	0	1/22	25.00	33.00	4.55
18	Bush, Vincent	5	18	0	118	2	0	0	1/23	59.00	54.00	6.56
19	Banova, Gabriel D	2	2	0	20	1	0	0	1/20	20.00	12.00	10.00
20	Proud, Blake E	1	4	2	21	1	0	0	1/21	21.00	24.00	5.25
21	Jacobs, Emile	3	6	0	46	1	0	0	1/25	46.00	36.00	7.67
22	Pizzey, Eamon E	1	3	0	20	0	0	0	0/20	NA	NA	6.67
23	Fulton - Grigg, Archie	1	4	0	23	0	0	0	0/23	NA	NA	5.75
24	Medell, Ashley	5	4	0	24	0	0	0	0/24	NA	NA	6.00
25	Watson, Joseph	1	5	0	29	0	0	0	0/29	NA	NA	5.80
26	Butt, Salman N	5	6	1	33	0	0	0	0/10	NA	NA	5.50
27	Kumar, Ashwin G	3	5	0	39	0	0	0	0/12	NA	NA	7.80



# 5th XI BATTING PERFORMANCES

	Player	MAT	INN	NO	100s	50s	0s	4s	6s	HS	RUNS	AVE
<u>1</u>	<u>Pizzey, David S</u>	<u>13</u>	<u>13</u>	<u>1</u>	<u>1</u>	<u>1</u>	<u>1</u>	<u>49</u>	<u>1</u>	<u>110*</u>	<u>409</u>	<u>34.08</u>
2	Wandel, Ryan	12	12	1	0	0	1	23	2	48	286	26.00
3	Aldridge, Rod	12	12	4	0	0	0	17	2	44*	204	25.50
4	Tiwari, Divyank	12	8	2	0	1	0	20	3	72	158	26.33
5	Pearce, John G	14	11	0	0	0	2	5	0	29	134	12.18
6	Butt, Salman N	1	1	0	1	0	0	11	1	101	101	101.00
7	Raut, Honey	3	3	1	0	0	0	11	0	39*	76	38.00
8	Pemmaraju, Piyush P	3	3	0	0	0	0	3	0	42	73	24.33
9	Allen, Jarrod	4	4	1	0	0	1	7	2	28*	67	22.33
10	Singh, Ankit	7	7	1	0	1	4	4	0	53	67	11.17
11	Murphy, Xavier	6	4	2	0	0	2	4	0	44*	57	28.50
12	Srinivasan, Vinay	1	1	0	0	1	0	7	0	52	52	52.00
13	Aldridge, William T	2	2	0	0	0	0	5	1	40	51	25.50
14	Singh, Harprit	1	1	0	0	1	0	3	3	50	50	50.00
15	Tucker, Adam	9	6	4	0	0	0	4	1	26*	49	24.50
16	Proud, Blake E	1	1	0	0	0	0	1	0	41	41	41.00
17	Silva, Denith K	9	6	1	0	0	1	3	0	13	34	6.80
18	Pizzey, Eamon E	13	6	3	0	0	0	1	0	9	31	10.33
19	Sivakumar, Mukund	1	1	0	0	0	0	2	0	26	26	26.00
20	Sinha, Harsh	3	3	0	0	0	0	1	0	10	22	7.33
21	Ahmer, Zeeshan	5	3	0	0	0	0	1	0	8	19	6.33
22	Banova, Gabriel D	3	2	1	0	0	0	3	0	14	18	18.00
23	Perkins, Matthew J	3	2	0	0	0	0	0	0	11	15	7.50
24	Yareshimi, Sandeep	2	1	0	0	0	0	0	0	14	14	14.00
25	Aldridge, Joshua	12	7	2	0	0	1	1	0	4	14	2.80
26	White, Joseph	2	1	1	0	0	0	0	0	13*	13	NA
27	Gandhi, Arun	1	1	1	0	0	0	1	0	11*	11	NA
28	Weeraratne, Lasantha	3	2	0	0	0	0	1	0	6	11	5.50
29	Watson, Matthew	4	1	1	0	0	0	0	0	8*	8	NA
30	McLeod, Jack	1	1	0	0	0	0	0	0	8	8	8.00
31	Srinivasan, Vivek	3	3	1	0	0	1	1	0	5	7	3.50
32	Holt, Peter T	1	1	0	0	0	0	1	0	7	7	7.00
33	Bagi, Vinod	5	2	0	0	0	1	0	0	7	7	3.50
34	Pearce, Hamish	2	2	0	0	0	1	0	0	7	7	3.50
35	Sinha, Sanjeev	3	1	0	0	0	0	0	0	6	6	6.00
36	Farrell, Tem	2	2	1	0	0	1	1	0	6*	6	6.00
37	Wahab, Abdul	1	1	0	0	0	0	0	0	3	3	3.00
38	Coupe, Jamie	1	1	0	0	0	0	0	0	3	3	3.00
39	Pearce, Archie	4	2	0	0	0	0	0	0	2	3	1.50
40	McKean, Patrick	3	1	0	0	0	0	0	0	2	2	2.00
41	Pillai, Manav	2	2	0	0	0	2	0	0	0	0	0.00
42	Harris, Aiden	1	1	0	0	0	1	0	0	0	0	0.00



# 5th XI BOWLING PERFORMANCES

	Player	MAT	O	M	R	W	5Wi	10Wm	BBI	AVE.	STR.	ECN.
<u>1</u>	<u>Pizzey, Eamon E</u>	<u>13</u>	<u>68</u>	<u>8</u>	<u>224</u>	<u>17</u>	<u>0</u>	<u>0</u>	<u>4/9</u>	<u>13.18</u>	<u>24.00</u>	<u>3.29</u>
2	Aldridge, Joshua	12	70	8	279	17	1	0	5/13	16.41	24.71	3.99
3	Pearce, John G	14	28.3	2	126	10	0	0	3/13	12.60	17.10	4.42
4	Tiwari, Divyank	12	55.4	3	213	10	0	0	3/13	21.30	33.40	3.83
5	Silva, Denith K	9	56	6	244	9	0	0	3/22	27.11	37.33	4.36
6	Bagi, Vinod	5	31.4	4	135	7	1	0	5/18	19.29	27.14	4.26
7	Pemmaraju, Piyush P	3	15	3	56	6	0	0	4/25	9.33	15.00	3.73
8	Tucker, Adam	9	31.2	1	191	5	0	0	2/23	38.20	37.60	6.10
9	Pearce, Hamish	2	6	1	12	4	0	0	3/6	3.00	9.00	2.00
10	Raut, Honey	3	12	0	55	4	0	0	3/16	13.75	18.00	4.58
11	Watson, Matthew	4	16	3	62	4	0	0	2/2	15.50	24.00	3.88
12	Pemmaraju, Saicharan	3	20	2	74	4	0	0	3/25	18.50	30.00	3.70
13	Sinha, Sanjeev	3	20	3	91	4	0	0	4/42	22.75	30.00	4.55
14	Murphy, Xavier	6	24.3	1	102	3	0	0	2/22	34.00	49.00	4.16
15	Bazaz, Arvind	1	4	0	12	2	0	0	2/12	6.00	12.00	3.00
16	Banova, Gabriel D	3	14	0	69	2	0	0	1/17	34.50	42.00	4.93
17	Watson, Joseph	1	4	0	8	1	0	0	1/8	8.00	24.00	2.00
18	Butt, Salman N	1	1	0	11	1	0	0	1/11	11.00	6.00	11.00
19	Aldridge, Rod	12	3	0	18	1	0	0	1/18	18.00	18.00	6.00
20	McKean, Patrick	3	9	0	30	1	0	0	1/17	30.00	54.00	3.33
21	Pillai, Manav	2	6	0	39	1	0	0	1/25	39.00	36.00	6.50
22	White, Joseph	2	16	1	75	1	0	0	1/29	75.00	96.00	4.69
23	Farrell, Tem	2	1	0	8	0	0	0	0/8	NA	NA	8.00
24	Singh, Harprit	1	3	0	13	0	0	0	0/13	NA	NA	4.33
25	Gandhi, Arun	1	5	0	22	0	0	0	0/22	NA	NA	4.40
26	Coupe, Jamie	1	4	0	27	0	0	0	0/27	NA	NA	6.75
27	Pearce, Archie	4	10	1	57	0	0	0	0/8	NA	NA	5.70



# 6th XI BATTING PERFORMANCES

Player	MAT	INN	NO	100s	50s	0s	4s	6s	HS	RUNS	AVE
<b>1</b> <b><u>Murphy, Vincent</u></b>	<b><u>14</u></b>	<b><u>14</u></b>	<b><u>0</u></b>	<b><u>0</u></b>	<b><u>3</u></b>	<b><u>1</u></b>	<b><u>31</u></b>	<b><u>2</u></b>	<b><u>61</u></b>	<b><u>357</u></b>	<b><u>25.50</u></b>
2 Harris, Aiden	12	12	2	0	1	2	18	1	50*	230	23.00
3 West, Troy	16	16	0	0	1	3	24	1	61	218	13.63
4 Murphy, Jack T	13	13	2	0	1	2	14	1	53	212	19.27
5 Hopcraft, Lachlan	19	17	3	0	0	1	13	1	41	212	15.14
6 Sinha, Harsh	8	8	2	0	1	1	2	0	51*	176	29.33
7 Sinha, Sanjeev	8	7	0	0	1	1	12	3	83	143	20.43
8 Newing, Gus	3	3	1	0	1	1	6	0	97*	101	50.50
9 Jumpertz, Michael	16	15	0	0	0	3	7	0	20	92	6.13
10 Corrigan, John R	18	17	3	0	0	3	3	0	20	89	6.36
11 Le Sueur, Paul	17	10	4	0	0	2	3	0	21	64	10.67
12 Parsons, Jude	4	3	1	0	0	0	2	0	36	50	25.00
13 Harris, Matthew	6	5	2	0	0	0	2	0	23*	47	15.67
14 Akella, Sree Raneesh	16	7	0	0	0	1	6	0	14	43	6.14
15 Pearce, Archie	2	2	1	0	0	0	1	0	23	31	31.00
16 Pai, Ramchandra	1	1	0	0	0	0	0	1	20	20	20.00
17 Van Beek, Tony	15	12	1	0	0	5	2	0	7	19	1.73
18 Farooq, Umar	3	3	0	0	0	2	0	0	12	12	4.00
19 Wandel, Ryan	1	1	0	0	0	0	0	0	10	10	10.00
20 McKean, Patrick	1	1	0	0	0	0	1	0	8	8	8.00
21 Banova, Gabriel D	1	1	1	0	0	0	0	1	8*	8	NA
22 Perkins, Matthew J	1	1	0	0	0	0	1	0	7	7	7.00
23 Silva, Denith K	1	1	0	0	0	0	0	0	5	5	5.00
24 Phelps, Rohan J	1	1	0	0	0	0	0	0	2	2	2.00
25 Campbell, Ewan	16	4	1	0	0	2	0	0	1	1	0.33
26 Tiwari, Divyank	1	1	0	0	0	0	0	0	1	1	1.00
27 Mullan, Bede	1	1	1	0	0	0	0	0	0*	0	NA
28 Srinivasan, Vivek	1	1	0	0	0	1	0	0	0	0	0.00
29 Cooper, Alexander	2	2	2	0	0	0	0	0	0*	0	NA
30 Murphy, Xavier	2	1	0	0	0	1	0	0	0	0	0.00



# 6th XI BOWLING PERFORMANCES

	Player	MAT	O	M	R	W	5Wi	10Wm	BBI	AVE.	STR.	ECN.
<u>1</u>	<u>Le Sueur, Paul</u>	<u>17</u>	<u>88.5</u>	<u>9</u>	<u>369</u>	<u>25</u>	<u>0</u>	<u>0</u>	<u>4/18</u>	<u>14.76</u>	<u>21.32</u>	<u>4.15</u>
2	Van Beek, Tony	15	73.4	7	316	18	1	0	5/25	17.56	24.56	4.29
3	Akella, Sree Raneesh	16	91.2	9	367	13	0	0	3/9	28.23	42.15	4.02
4	Sinha, Sanjeev	8	58	15	153	12	0	0	3/7	12.75	29.00	2.64
5	Campbell, Ewan	16	43.4	2	256	9	0	0	3/18	28.44	29.11	5.86
6	Hopcraft, Lachlan	19	34.3	3	187	7	0	0	3/5	26.71	29.57	5.42
7	Murphy, Jack T	13	35	5	151	6	0	0	2/11	25.17	35.00	4.31
8	Murphy, Xavier	2	13	1	39	5	0	0	3/17	7.80	15.60	3.00
9	McKean, Patrick	1	6.5	0	31	4	0	0	4/31	7.75	10.25	4.54
10	West, Troy	16	15	0	86	4	0	0	3/63	21.50	22.50	5.73
11	Harris, Matthew	6	24	0	105	4	0	0	2/31	26.25	36.00	4.38
12	Murphy, Vincent	14	9	1	48	3	0	0	3/7	16.00	18.00	5.33
13	Parsons, Jude	4	16	2	80	3	0	0	2/7	26.67	32.00	5.00
14	Phelps, Rohan J	1	6	0	17	2	0	0	2/17	8.50	18.00	2.83
15	Silva, Denith K	1	9	1	20	2	0	0	2/20	10.00	27.00	2.22
16	Pearce, Archie	2	5	1	8	1	0	0	1/3	8.00	30.00	1.60
17	Banova, Gabriel D	1	4	1	11	1	0	0	1/11	11.00	24.00	2.75
18	Cooper, Alexander	2	12	2	34	1	0	0	1/21	34.00	72.00	2.83
19	Newing, Gus	3	12	1	46	1	0	0	1/31	46.00	72.00	3.83
20	Jumpertz, Michael	16	19	3	84	1	0	0	1/19	84.00	114.00	4.42
21	Mullan, Bede	1	1	0	4	0	0	0	0/4	NA	NA	4.00
22	Farooq, Umar	3	2	0	12	0	0	0	0/12	NA	NA	6.00
23	Tiwari, Divyank	1	5	1	14	0	0	0	0/14	NA	NA	2.80
24	Bestha, Ramesh	1	3	0	17	0	0	0	0/17	NA	NA	5.67
25	Jacobs, Emile	2	12	2	48	0	0	0	0/20	NA	NA	4.00



# 7th XI BATTING PERFORMANCES

	Player	MAT	INN	NO	100s	50s	0s	4s	6s	HS	RUNS	AVE
1	<b>Allman, Liam</b>	<b>10</b>	<b>11</b>	<b>3</b>	<b>0</b>	<b>2</b>	<b>2</b>	<b>27</b>	<b>1</b>	<b>67</b>	<b>267</b>	<b>33.38</b>
2	Pfeffer, Jordan	12	12	1	0	1	1	16	1	61*	228	20.73
3	Ryan, Mark	15	12	6	0	0	2	14	2	45*	170	28.33
4	McLeod, Jack	12	12	0	0	0	1	14	0	30	166	13.83
5	Bhosle, Medhansh	9	9	1	0	1	3	15	1	67*	132	16.50
6	Sharma, Anuj	11	11	1	0	0	0	11	0	39	118	11.80
7	Pai, Ramchandra	9	9	0	0	0	2	10	0	37	106	11.78
8	Bhosle, Shivraj	11	9	2	0	0	1	12	1	44	105	15.00
9	Ryan, Jay	9	6	2	0	0	1	7	0	38*	97	24.25
10	Bagi, Vinod	2	2	1	0	0	0	4	0	32	58	58.00
11	Thakur, Ashish	8	8	2	0	0	2	4	2	40	51	8.50
12	Reddy, Mahendra	3	3	1	0	0	0	5	2	29*	50	25.00
13	Van Beek, Tony	3	3	1	0	0	1	6	0	32*	45	22.50
14	Ul Haq, Farhan	12	8	2	0	0	0	2	0	11	40	6.67
15	Blackmore, Nicholas T	4	4	2	0	0	1	3	0	22*	38	19.00
16	Skate, Theodore	4	4	1	0	0	0	2	0	13	28	9.33
17	Sinha, Harsh	4	4	0	0	0	0	1	0	13	27	6.75
18	Banova, Gregory V	3	3	0	0	0	1	2	0	19	20	6.67
19	Adamson, Tyla	7	5	0	0	0	2	2	0	10	19	3.80
20	Pillai, Manav	6	3	1	0	0	1	1	0	7	11	5.50
21	Sinha, Sanjeev	5	1	0	0	0	0	2	0	10	10	10.00
22	West, Troy	1	1	0	0	0	0	2	0	10	10	10.00
23	Arora, Gaurav	1	1	0	0	0	0	1	0	9	9	9.00
24	Brown, Rik	1	1	0	0	0	0	0	0	8	8	8.00
25	Sriram, Raghavan	1	1	1	0	0	0	0	0	6*	6	NA
26	Ulhaq, Ammar	9	3	0	0	0	1	1	0	4	6	2.00
27	Parsons, Jude	2	2	0	0	0	1	0	0	5	5	2.50
28	Cooper, Alexander	6	3	1	0	0	1	0	0	2*	3	1.50
29	Newing, Gus	1	1	0	0	0	0	0	0	3	3	3.00
30	Srinivasan, Vivek	1	1	0	0	0	0	0	0	1	1	1.00
31	Bestha, Ramesh	1	1	0	0	0	1	0	0	0	0	0.00
32	Kim-Anderson, En	1	1	0	0	0	1	0	0	0	0	0.00



# 7th XI BOWLING PERFORMANCES

	Player	MAT	O	M	R	W	5Wi	10Wm	BBI	AVE.	STR.	ECN.
<u>1</u>	<u>UI Haq, Farhan</u>	<u>12</u>	<u>84.3</u>	<u>16</u>	<u>277</u>	<u>23</u>	<u>1</u>	<u>0</u>	<u>6/18</u>	<u>12.04</u>	<u>22.04</u>	<u>3.28</u>
2	Ryan, Mark	15	71.2	8	260	20	0	0	4/43	13.00	21.40	3.64
3	Ryan, Jay	9	58.5	4	229	13	0	0	4/21	17.62	27.15	3.89
4	Sinha, Sanjeev	5	29	2	121	10	0	0	4/37	12.10	17.40	4.17
5	Adamson, Tyla	7	45.4	1	226	7	0	0	2/62	32.29	39.14	4.95
6	Bagi, Vinod	2	18	5	30	5	0	0	3/15	6.00	21.60	1.67
7	Reddy, Mahendra	3	20.3	2	72	5	0	0	2/19	14.40	24.60	3.51
8	Sharma, Anuj	11	15.4	0	118	4	0	0	2/41	29.50	23.50	7.53
9	Ulhaq, Ammar	9	37.4	1	235	4	0	0	1/9	58.75	56.50	6.24
10	Van Beek, Tony	3	10	3	28	3	0	0	3/6	9.33	20.00	2.80
11	Jacobs, Emile	3	19	2	48	3	0	0	3/14	16.00	38.00	2.53
12	Pillai, Manav	6	18	2	94	3	0	0	2/2	31.33	36.00	5.22
13	Cooper, Alexander	6	24	2	104	3	0	0	2/14	34.67	48.00	4.33
14	Arora, Gaurav	1	6	1	17	2	0	0	2/17	8.50	18.00	2.83
15	Bestha, Ramesh	1	5	1	24	2	0	0	2/24	12.00	15.00	4.80
16	Kim-Anderson, En	1	9	1	38	2	0	0	2/38	19.00	27.00	4.22
17	Thakur, Ashish	8	22	1	79	2	0	0	1/27	39.50	66.00	3.59
18	Sriram, Raghavan	1	6.1	2	10	1	0	0	1/10	10.00	37.00	1.62
19	Sinha, Harsh	4	6	1	18	1	0	0	1/15	18.00	36.00	3.00
20	Akella, Sree Raneesh	1	3	0	19	1	0	0	1/19	19.00	18.00	6.33
21	Blackmore, Nicholas T	4	7	1	29	1	0	0	1/29	29.00	42.00	4.14
22	Allman, Liam	10	12	0	70	1	0	0	1/19	70.00	72.00	5.83
23	Bhosle, Shivraj	11	17	0	103	1	0	0	1/22	103.00	102.00	6.06
24	Skate, Theodore	4	2	0	10	0	0	0	0/10	NA	NA	5.00
25	West, Troy	1	2	0	12	0	0	0	0/12	NA	NA	6.00
26	McLeod, Jack	12	3	0	15	0	0	0	0/15	NA	NA	5.00
27	Parsons, Jude	2	9	0	42	0	0	0	0/17	NA	NA	4.67
28	Bhosle, Medhansh	9	11	0	51	0	0	0	0/8	NA	NA	4.64



# 8th XI BATTING PERFORMANCES

	Player	MAT	INN	NO	100s	50s	0s	4s	6s	HS	RUNS	AVE
<b>1</b>	<b><u>Sinclair, Paul G</u></b>	<b><u>10</u></b>	<b><u>10</u></b>	<b><u>1</u></b>	<b><u>0</u></b>	<b><u>1</u></b>	<b><u>1</u></b>	<b><u>19</u></b>	<b><u>0</u></b>	<b><u>68</u></b>	<b><u>237</u></b>	<b><u>26.33</u></b>
2	Arora, Gaurav	11	11	0	0	1	0	20	0	57	179	16.27
3	Wahab, Abdul	13	13	1	0	1	1	17	3	64	179	14.92
4	Ahmer, Zeeshan	7	6	2	0	1	1	16	2	57*	166	41.50
5	Brown, Rik	14	14	2	0	0	1	13	0	23*	135	11.25
6	Newing, Gus	6	6	1	0	1	1	5	0	57*	121	24.20
7	Pearce, John G	1	1	0	0	1	0	16	1	99	99	99.00
8	White, Joseph	10	9	2	0	0	0	8	0	32	95	13.57
9	Fortescue, Oliver	5	5	0	0	1	1	7	0	54	85	17.00
10	Clancy, Robert D	3	3	1	0	0	0	5	0	33	63	31.50
11	Pearce, Archie	9	8	1	0	0	1	1	0	34*	63	9.00
12	Reddy, Mahendra	7	5	2	0	0	1	7	1	30*	63	21.00
13	Banova, Gregory V	8	8	1	0	0	0	8	0	22	62	8.86
14	Perkins, Matthew J	3	3	1	0	0	0	4	0	42*	56	28.00
15	Blackmore, Nicholas T	5	5	1	0	0	0	8	0	23	54	13.50
16	Skate, Theodore	6	6	1	0	0	2	3	0	35	48	9.60
17	Silva, Denith K	1	1	0	0	0	0	6	3	48	48	48.00
18	Ryan, Mark	3	2	0	0	0	0	6	0	32	39	19.50
19	Tucker, Adam	1	1	0	0	0	0	3	0	37	37	37.00
20	Singh, Ankit	1	1	0	0	0	0	5	0	32	32	32.00
21	Ryan, Jay	1	1	0	0	0	0	4	0	29	29	29.00
22	Pfeffer, Jordan	1	1	0	0	0	0	0	0	25	25	25.00
23	Pillai, Manav	4	3	1	0	0	1	2	0	14	18	9.00
24	Gandhi, Arun	2	2	0	0	0	0	2	0	17	18	9.00
25	Coupe, Jamie	1	1	1	0	0	0	2	0	17*	17	NA
26	Coupe, Alastair	1	1	0	0	0	0	1	0	17	17	17.00
27	Bestha, Ramesh	11	4	2	0	0	0	1	0	7*	15	7.50
28	Coulson Wiegard, Henry	8	4	1	0	0	1	0	0	10	12	4.00
29	Aldridge, Ben	4	2	1	0	0	0	0	0	8	9	9.00
30	Bagi, Vinod	1	1	0	0	0	0	1	0	8	8	8.00
31	Mullan, Bede	6	4	0	0	0	2	1	0	6	7	1.75
32	Wandel, Ryan	1	1	0	0	0	0	1	0	6	6	6.00
33	Parsons, Jude	3	2	0	0	0	0	0	0	5	6	3.00
34	Caldecott, Eliza	1	1	0	0	0	0	0	0	5	5	5.00
35	Farooq, Umar	2	2	1	0	0	1	0	0	3*	3	3.00
36	Sharma, Anuj	2	1	0	0	0	0	0	0	1	1	1.00
37	Bhosle, Medhansh	1	1	0	0	0	1	0	0	0	0	0.00
38	Pai, Ramchandra	1	1	0	0	0	1	0	0	0	0	0.00





# 8th XI BOWLING PERFORMANCES

	Player	MAT	O	M	R	W	5Wi	10Wm	BBI	AVE.	STR.	ECN.
<u>1</u>	<u>Arora, Gaurav</u>	<u>11</u>	<u>79</u>	<u>10</u>	<u>304</u>	<u>16</u>	<u>0</u>	<u>0</u>	<u>3/21</u>	<u>19.00</u>	<u>29.63</u>	<u>3.85</u>
2	Newing, Gus	6	36	0	153	11	0	0	3/23	13.91	19.64	4.25
3	Reddy, Mahendra	7	52	8	147	10	0	0	3/17	14.70	31.20	2.83
4	Coulson Wiegard, Henry	8	35	0	214	10	0	0	3/16	21.40	21.00	6.11
5	Pearce, Archie	9	41	4	188	9	0	0	2/8	20.89	27.33	4.59
6	Bestha, Ramesh	11	55	2	249	8	0	0	2/21	31.13	41.25	4.53
7	Ryan, Mark	3	23	4	66	7	0	0	3/25	9.43	19.71	2.87
8	Mullan, Bede	6	24	2	128	7	0	0	3/15	18.29	20.57	5.33
9	White, Joseph	10	55.2	5	243	7	0	0	2/9	34.71	47.43	4.39
10	Gandhi, Arun	2	15.5	4	28	5	0	0	4/17	5.60	19.00	1.77
11	Skate, Theodore	6	23.2	0	82	4	0	0	1/6	20.50	35.00	3.51
12	Pillai, Manav	4	20	1	108	4	0	0	1/19	27.00	30.00	5.40
13	Sharma, Anuj	2	12.3	0	53	3	0	0	2/14	17.67	25.00	4.24
14	Banova, Gregory V	8	7.1	0	16	2	0	0	2/7	8.00	21.50	2.23
15	Clancy, Robert D	3	7	0	21	2	0	0	1/7	10.50	21.00	3.00
16	Sinclair, Paul G	10	19	2	61	2	0	0	1/14	30.50	57.00	3.21
17	Ryan, Jay	1	6	0	21	1	0	0	1/21	21.00	36.00	3.50
18	Silva, Denith K	1	7	0	29	1	0	0	1/29	29.00	42.00	4.14
19	Ulhaq, Ammar	1	8	1	35	1	0	0	1/35	35.00	48.00	4.38
20	Tucker, Adam	1	9	1	38	1	0	0	1/38	38.00	54.00	4.22
21	Aldridge, Ben	4	17	0	83	1	0	0	1/25	83.00	102.00	4.88
22	Cairnes, Colin M	1	3	0	8	0	0	0	0/8	NA	NA	2.67
23	Ahmer, Zeeshan	7	2	0	14	0	0	0	0/14	NA	NA	7.00
24	Coupe, Jamie	1	5	0	15	0	0	0	0/15	NA	NA	3.00
25	Perkins, Matthew J	3	3	0	18	0	0	0	0/18	NA	NA	6.00
26	Wandel, Ryan	1	3	0	22	0	0	0	0/22	NA	NA	7.33
27	Bagi, Vinod	1	9	3	23	0	0	0	0/23	NA	NA	2.56
28	Farooq, Umar	2	5	0	30	0	0	0	0/14	NA	NA	6.00
29	Bhosle, Medhansh	1	8	0	54	0	0	0	0/54	NA	NA	6.75
30	Parsons, Jude	3	13	0	55	0	0	0	0/16	NA	NA	4.23



# WOMEN'S T20(1) BATTING PERFORMANCES

	Player	MAT	INN	NO	100s	50s	0s	4s	6s	HS	RUNS	AVE
<u>1</u>	<u>Stonehouse, Maz</u>	<u>12</u>	<u>11</u>	<u>8</u>	<u>0</u>	<u>2</u>	<u>0</u>	<u>54</u>	<u>2</u>	<u>70*</u>	<u>322</u>	<u>107.33</u>
2	Sharman, Zoe	13	12	8	0	0	1	20	0	28*	152	38.00
3	Grinham, Rachel	13	11	4	0	0	1	14	0	43*	145	20.71
4	Tancred, Molly L	7	7	6	0	0	0	18	0	42*	132	132.00
5	Freer, Georgia	13	11	3	0	0	1	8	0	23*	102	12.75
6	Caldecott, Eliza	9	8	4	0	0	1	15	0	29*	95	23.75
7	Read, Louisa	8	8	4	0	0	1	12	0	26*	92	23.00
8	Boyle, Ciara	10	9	5	0	0	1	10	0	24*	89	22.25
9	Bishop, Grayceson	12	10	5	0	0	0	4	0	12*	58	11.60
10	Watson, Alana	10	8	3	0	0	1	4	0	13*	44	8.80
11	Connelly, Georgina	1	1	1	0	0	0	6	0	38*	38	NA
12	Guiney, Johanna	3	3	2	0	0	0	0	0	8*	15	15.00
13	Boyd, Jess	2	2	1	0	0	1	0	0	10*	10	10.00
14	SV, Sanjana	2	1	0	0	0	0	0	0	6	6	6.00
15	Hughes-Fortescue, Aphra	1	1	0	0	0	0	0	0	5	5	5.00
16	Raut, Twinkle	1	1	1	0	0	0	0	0	3*	3	NA

# WOMEN'S T20(1) BOWLING PERFORMANCES

	Player	MAT	O	M	R	W	5Wi	BBI	AVE.	STR.	ECN.
1	Freer, Georgia	13	39.2	2	235	10	0	2/8	23.50	23.60	5.97
<u>2</u>	<u>Stonehouse, Maz</u>	<u>12</u>	<u>22</u>	<u>0</u>	<u>120</u>	<u>7</u>	<u>0</u>	<u>2/5</u>	<u>17.14</u>	<u>18.86</u>	<u>5.45</u>
3	Read, Louisa	8	26	1	154	7	0	2/22	22.00	22.29	5.92
4	Sharman, Zoe	13	24.4	0	145	5	0	1/7	29.00	29.60	5.88
5	Grinham, Rachel	13	20	0	124	4	0	1/9	31.00	30.00	6.20
6	Caldecott, Eliza	9	20	0	142	4	0	1/8	35.50	30.00	7.10
7	Watson, Alana	10	20	0	119	3	0	1/5	39.67	40.00	5.95
8	Boyd, Jess	2	4	0	28	2	0	1/8	14.00	12.00	7.00
9	Bishop, Grayceson	12	25	1	160	2	0	1/12	80.00	75.00	6.40
10	SV, Sanjana	2	4	0	9	1	0	1/9	9.00	24.00	2.25
11	Tancred, Molly L	7	14	0	78	1	0	1/6	78.00	84.00	5.57
12	Raut, Twinkle	1	3	0	13	0	0	0/13	NA	NA	4.33
13	Connelly, Georgina	1	2	0	21	0	0	0/21	NA	NA	10.50
14	Hughes-Fortescue, Aphra	1	4	0	26	0	0	0/26	NA	NA	6.50
15	Guiney, Johanna	3	6	0	41	0	0	0/11	NA	NA	6.83



# WOMEN'S T20(2) BATTING PERFORMANCES

	Player	MAT	INN	NO	100s	50s	0s	4s	6s	HS	RUNS	AVE
1	<b><u>Connelly, Georgina</u></b>	<b><u>9</u></b>	<b><u>9</u></b>	<b><u>6</u></b>	<b><u>0</u></b>	<b><u>1</u></b>	<b><u>1</u></b>	<b><u>27</u></b>	<b><u>0</u></b>	<b><u>70*</u></b>	<b><u>254</u></b>	<b><u>84.67</u></b>
2	Raut, Twinkle	8	8	6	0	0	1	9	0	41*	93	46.50
3	White, Anne	9	9	2	0	0	2	3	0	17	51	7.29
4	SV, Sanjana	7	7	4	0	0	1	3	0	27	50	16.67
5	Hughes-Fortescue, Aphra	6	6	2	0	0	1	3	0	14	35	8.75
6	Coulson, Mandy	9	8	4	0	0	0	0	0	8*	32	8.00
7	Barbetti, Maria	9	9	2	0	0	1	0	0	7*	30	4.29
8	Guiney, Johanna	6	6	1	0	0	2	1	0	7	22	4.40
9	Watson, Alana	1	1	1	0	0	0	4	0	21*	21	NA
10	McKeown, Marian	5	5	2	0	0	1	1	0	8	19	6.33
11	Walker, Ceitlin	1	1	1	0	0	0	1	0	15*	15	NA
12	Bhosle, Seema	4	4	1	0	0	0	0	0	3*	7	2.33
13	Srinivasan, Poongothai	1	1	0	0	0	0	0	0	1	1	1.00
14	Pemmaraju, Umadevi	2	2	2	0	0	0	0	0	1*	1	NA

# WOMEN'S T20(2) BOWLING PERFORMANCES

	Player	MAT	O	M	W	R	5Wi	BBI	AVE.	STR.	ECN.
1	Coulson, Mandy	9	20.4	0	178	5	0	1/9	35.60	24.80	8.61
2	<b><u>SV, Sanjana</u></b>	<b><u>7</u></b>	<b><u>21</u></b>	<b><u>1</u></b>	<b><u>116</u></b>	<b><u>5</u></b>	<b><u>0</u></b>	<b><u>3/12</u></b>	<b><u>23.20</u></b>	<b><u>25.20</u></b>	<b><u>5.52</u></b>
3	Guiney, Johanna	6	10.3	0	100	4	0	2/18	25.00	15.75	9.52
4	Connelly, Georgina	9	17	2	102	4	0	2/5	25.50	25.50	6.00
5	Raut, Twinkle	8	26	1	137	3	0	2/8	45.67	52.00	5.27
6	Hughes-Fortescue, Aphra	6	20	0	134	3	0	1/19	44.67	40.00	6.70
7	White, Anne	9	18	0	139	2	0	1/19	69.50	54.00	7.72
8	Bhosle, Seema	4	7	0	63	1	0	1/14	63.00	42.00	9.00
9	McKeown, Marian	5	10	0	70	1	0	1/12	70.00	60.00	7.00
10	Srinivasan, Poongothai	1	2	0	10	0	0	0/10	NA	NA	5.00
11	Watson, Alana	1	2	0	16	0	0	0/16	NA	NA	8.00
12	Pemmaraju, Umadevi	2	2	0	16	0	0	0/16	NA	NA	8.00
13	Walker, Ceitlin	1	3	0	16	0	0	0/16	NA	NA	5.33



# UNDER 16(1) BATTING PERFORMANCES

	Player	MAT	INN	NO	100s	50s	0s	HS	RUNS	AVE
<b>1</b>	<b><u>Pearce, Hamish</u></b>	<b><u>15</u></b>	<b><u>14</u></b>	<b><u>5</u></b>	<b><u>0</u></b>	<b><u>3</u></b>	<b><u>0</u></b>	<b><u>52*</u></b>	<b><u>406</u></b>	<b><u>45.11</u></b>
2	Pemmaraju, Piyush P	15	14	6	0	2	1	50*	267	33.38
3	Bush, Vincent	15	13	4	0	1	1	50*	247	27.44
4	Farrell, Tem	12	12	6	0	2	0	51*	224	37.33
5	Boyle, Finn	13	12	6	0	3	0	51*	209	34.83
6	Maynard, Kobi	14	13	2	0	0	2	34*	181	16.45
7	Harris, Aiden	14	12	3	0	0	1	34*	119	13.22
8	Jones, Archie	13	8	3	0	0	1	42	117	23.40
9	Aldridge, Joshua	14	8	4	0	0	0	46*	94	23.50
10	Jampala, Gokul Sai	11	6	0	0	0	2	33	73	12.17
11	Ulhaq, Ammar	14	11	2	0	0	6	16	51	5.67
12	Muhammad, Arham	14	7	1	0	0	0	10	38	6.33
13	Ryan, Jay	1	1	0	0	0	0	18	18	18.00

# UNDER 16(1) BOWLING PERFORMANCES

	Player	MAT	O	M	R	W	5Wi	BBI	AVE.	STR.	ECN.
1	Pemmaraju, Piyush P	15	41	1	243	14	0	4/18	17.36	17.57	5.93
<b>2</b>	<b><u>Maynard, Kobi</u></b>	<b><u>14</u></b>	<b><u>32</u></b>	<b><u>1</u></b>	<b><u>180</u></b>	<b><u>12</u></b>	<b><u>0</u></b>	<b><u>3/5</u></b>	<b><u>15.00</u></b>	<b><u>16.00</u></b>	<b><u>5.63</u></b>
3	Bush, Vincent	15	36	0	272	11	0	2/5	24.73	19.64	7.56
4	Boyle, Finn	13	30	0	183	8	0	3/33	22.88	22.50	6.10
5	Farrell, Tem	12	14	0	84	7	0	2/11	12.00	12.00	6.00
6	Jones, Archie	13	20	0	149	6	0	2/25	24.83	20.00	7.45
7	Muhammad, Arham	14	20.2	0	153	5	0	2/14	30.60	24.40	7.52
8	Ulhaq, Ammar	14	19	0	160	3	0	2/12	53.33	38.00	8.42
9	Aldridge, Joshua	14	27	0	178	3	0	1/3	59.33	54.00	6.59
10	Pearce, Hamish	15	36	0	210	3	0	1/12	70.00	72.00	5.83
11	Jampala, Gokul Sai	11	18	0	116	2	0	1/5	58.00	54.00	6.44
12	Pearce, Archie	1	1	0	20	0	0	0/20	NA	NA	20.00
13	Ryan, Jay	1	2	0	20	0	0	0/20	NA	NA	10.00



The Under 16(1) team went back-to-back beating top of the table East Keilor to win the premiership this season.

## UNDER 16(5) BATTING PERFORMANCES

	Player	MAT	INN	NO	100s	50s	0s	HS	RUNS	AVE
<b>1</b>	<b><u>Sinha, Harsh</u></b>	<b><u>10</u></b>	<b><u>10</u></b>	<b><u>5</u></b>	<b><u>0</u></b>	<b><u>0</u></b>	<b><u>1</u></b>	<b><u>29</u></b>	<b><u>159</u></b>	<b><u>31.80</u></b>
2	McLeod, Jack	10	10	5	0	1	1	50*	155	31.00
3	Allman, Liam	12	11	6	0	0	2	35*	141	28.20
4	Adamson, Tyla	12	12	3	0	0	0	22*	140	15.56
5	Ryan, Jay	10	9	6	0	0	1	31*	120	40.00
6	Storrs, Billy	12	12	7	0	0	1	24*	89	17.80
7	Kim-Anderson, En	11	9	7	0	0	1	19*	88	44.00
8	Akella, Sree Raneesh	10	7	3	0	0	1	20*	62	15.50
9	Turnbull, Aidan	11	9	4	0	0	1	12*	38	7.60
10	Young, Daniel	9	7	6	0	0	0	15	37	37.00
11	McLennan, Angus	10	7	5	0	0	1	10*	32	16.00
12	Mastos, Tom	8	5	1	0	0	0	11	26	6.50
13	Wyithe, Tian-Ming	9	5	0	0	0	1	13	22	4.40

## UNDER 16(5) BOWLING PERFORMANCES

	Player	MAT	O	M	R	W	5Wi	BBI	AVE.	STR.	ECN.
<b>1</b>	<b><u>Ryan, Jay</u></b>	<b><u>10</u></b>	<b><u>21</u></b>	<b><u>1</u></b>	<b><u>94</u></b>	<b><u>8</u></b>	<b><u>0</u></b>	<b><u>2/6</u></b>	<b><u>11.75</u></b>	<b><u>15.75</u></b>	<b><u>4.48</u></b>
2	Kim-Anderson, En	11	27	1	123	8	0	3/16	15.38	20.25	4.56
3	Wyithe, Tian-Ming	9	16	0	101	7	0	2/9	14.43	13.71	6.31
4	Young, Daniel	9	21	3	111	7	1	5/4	15.86	18.00	5.29
5	McLennan, Angus	10	15	0	118	6	0	3/7	19.67	15.00	7.87
6	Akella, Sree Raneesh	10	19	0	90	5	0	2/6	18.00	22.80	4.74
7	Adamson, Tyla	12	30	4	143	5	0	1/1	28.60	36.00	4.77
8	Sinha, Harsh	10	8	0	51	4	0	1/2	12.75	12.00	6.38
9	Allman, Liam	12	19	1	88	4	0	3/9	22.00	28.50	4.63
10	Turnbull, Aidan	11	18	2	90	4	0	1/4	22.50	27.00	5.00
11	Cooper, Alexander	1	4	0	7	3	0	3/7	2.33	8.00	1.75
12	Payne, Baxter	1	2	0	13	3	0	3/13	4.33	4.00	6.50
13	Storrs, Billy	12	13	1	107	2	0	1/12	53.50	39.00	8.23
14	Mastos, Tom	8	7	0	60	1	0	1/19	60.00	42.00	8.57



# UNDER 14(1) BATTING PERFORMANCES

	Player	MAT	INN	NO	100s	50s	0s	HS	RUNS	AVE
<b>1</b>	<b><u>Parsons, Jude</u></b>	<b><u>15</u></b>	<b><u>15</u></b>	<b><u>9</u></b>	<b><u>0</u></b>	<b><u>0</u></b>	<b><u>1</u></b>	<b><u>32*</u></b>	<b><u>246</u></b>	<b><u>41.00</u></b>
2	Skate, Theodore	14	14	7	0	0	1	26*	212	30.29
3	Pearce, Archie	15	14	8	0	0	1	33*	192	32.00
4	Payne, Baxter	15	13	5	0	0	0	30*	161	20.13
5	Newing, Gus	15	14	5	0	0	1	31*	154	17.11
6	White, Joseph	15	13	5	0	0	2	31*	146	18.25
7	Coulson Wiegard, Henry	14	13	6	0	0	2	31*	145	20.71
8	Cooper, Alexander	15	10	8	0	0	0	32*	111	55.50
9	Trinchi, Oscar	15	14	7	0	0	1	19*	88	12.57
10	Raut, Twinkle	14	11	6	0	0	0	7*	33	6.60
11	Goss, Dylan	15	10	2	0	0	3	8*	28	3.50
12	Bursill, Tex	15	8	1	0	0	2	6*	28	4.00
13	Markham, Alex	15	10	0	0	0	4	12	22	2.20

# UNDER 14(1) BOWLING PERFORMANCES

	Player	MAT	O	M	R	W	5Wi	BBI	AVE.	STR.	ECN.
<b>1</b>	<b><u>Payne, Baxter</u></b>	<b><u>15</u></b>	<b><u>29</u></b>	<b><u>1</u></b>	<b><u>174</u></b>	<b><u>13</u></b>	<b><u>0</u></b>	<b><u>2/13</u></b>	<b><u>13.38</u></b>	<b><u>13.38</u></b>	<b><u>6.00</u></b>
2	Newing, Gus	15	25	3	129	6	0	2/4	21.50	25.00	5.16
3	Pearce, Archie	15	24	1	151	5	0	1/8	30.20	28.80	6.29
4	Skate, Theodore	14	27	0	159	5	0	2/7	31.80	32.40	5.89
5	Bursill, Tex	15	21	1	113	4	0	1/3	28.25	31.50	5.38
6	Raut, Twinkle	14	16	0	93	3	0	1/4	31.00	32.00	5.81
7	Coulson Wiegard, Henry	14	17	0	101	3	0	2/6	33.67	34.00	5.94
8	Cooper, Alexander	15	25	1	111	3	0	1/1	37.00	50.00	4.44
9	Goss, Dylan	15	21	0	129	3	0	1/5	43.00	42.00	6.14
10	Parsons, Jude	15	30	2	131	3	0	2/2	43.67	60.00	4.37
11	White, Joseph	15	25	3	100	2	0	1/2	50.00	75.00	4.00
12	Markham, Alex	15	18	0	179	2	0	1/11	89.50	54.00	9.94



Like the Under 16(1) team last season, the Under 14(1) team caused a boil over in the Grand Final when they beat the unbeaten Essendon team in a nail biter by 4 runs!

## UNDER 14(5) BATTING PERFORMANCES

	Player	MAT	INN	NO	100s	50s	0s	HS	RUNS	AVE
1	Longo, Raf	10	10	1	0	0	1	32	161	17.89
<b>2</b>	<b><u>Clayton, Jimmy</u></b>	<b><u>9</u></b>	<b><u>9</u></b>	<b><u>4</u></b>	<b><u>0</u></b>	<b><u>0</u></b>	<b><u>0</u></b>	<b><u>34*</u></b>	<b><u>117</u></b>	<b><u>23.40</u></b>
3	Wilson, Samuel	10	9	3	0	0	0	31*	115	19.17
4	Paz, Fynn	9	9	3	0	0	1	26*	107	17.83
5	McLennan, Harry	10	10	1	0	0	3	13	54	6.00
6	Hall, Elliot	6	6	2	0	0	0	15*	48	12.00
7	West, Tristan	9	9	3	0	0	2	9*	37	6.17
8	Castro, Ramon	10	9	3	0	0	0	7	27	4.50
9	Hughes-Fortescue, Aphra	7	6	2	0	0	0	12	26	6.50
10	Woodruff, Thomas	9	5	2	0	0	0	6	22	7.33
11	Ruthuparnan Haripriya, Avyesh	10	9	3	0	0	3	7*	15	2.50
12	Carton, Fionn	6	5	0	0	0	1	8	14	2.80
13	Perusco, Theodore	4	2	0	0	0	2	0	0	0.00
14	Widmer, Rafferty	1	1	0	0	0	1	0	0	0.00

## UNDER 14(5) BOWLING PERFORMANCES

	Player	MAT	O	M	R	W	5Wi	BBI	AVE.	STR.	ECN.
1	Woodruff, Thomas	9	25	1	132	8	0	2/8	16.50	18.75	5.28
<b>2</b>	<b><u>Longo, Raf</u></b>	<b><u>10</u></b>	<b><u>19</u></b>	<b><u>1</u></b>	<b><u>72</u></b>	<b><u>7</u></b>	<b><u>0</u></b>	<b><u>2/4</u></b>	<b><u>10.29</u></b>	<b><u>16.29</u></b>	<b><u>3.79</u></b>
3	Paz, Fynn	9	20	0	88	5	0	2/13	17.60	24.00	4.40
4	McLennan, Harry	10	18	0	111	5	0	1/5	22.20	21.60	6.17
5	Clayton, Jimmy	9	13	0	98	4	0	1/6	24.50	19.50	7.54
6	Wilson, Samuel	10	23	0	160	4	0	1/7	40.00	34.50	6.96
7	Hughes-Fortescue, Aphra	7	14	0	100	3	0	1/5	33.33	28.00	7.14
8	Perusco, Theodore	4	6	0	38	2	0	1/12	19.00	18.00	6.33
9	Carton, Fionn	6	9	0	57	2	0	1/2	28.50	27.00	6.33
10	West, Tristan	9	17	2	125	1	0	1/25	125.00	102.00	7.35
11	Ruthuparnan Haripriya, Avyesh	10	17	0	137	1	0	1/29	137.00	102.00	8.06
12	Widmer, Rafferty	1	2	0	16	0	0	0/16	NA	NA	8.00
13	Castro, Ramon	10	2	0	22	0	0	0/8	NA	NA	11.00
14	Hall, Elliot	6	12	0	64	0	0	0/4	NA	NA	5.33



# UNDER 14A BATTING PERFORMANCES

	Player	MAT	INN	NO	100s	50s	0s	HS	RUNS	AVE
<b>1</b>	<b><u>Bhosle, Medhansh</u></b>	<b><u>11</u></b>	<b><u>10</u></b>	<b><u>9</u></b>	<b><u>0</u></b>	<b><u>0</u></b>	<b><u>0</u></b>	<b><u>33*</u></b>	<b><u>283</u></b>	<b><u>283.00</u></b>
2	Sinha, Harsh	12	10	8	0	0	0	35*	273	136.50
3	Gill, Abhayvir Singh	12	10	7	0	0	0	33*	216	72.00
4	Pearce, Archie	12	10	7	0	0	1	34*	154	51.33
5	Aldridge, Ben	11	10	4	0	0	0	31*	152	25.33
6	Parsons, Jude	12	10	7	0	0	1	30*	142	47.33
7	Ahmad, Daud	11	7	3	0	0	1	31*	110	27.50
8	Longo, Raf	12	8	4	0	0	0	25*	96	24.00
9	Wilson, Samuel	12	8	1	0	0	0	30*	73	10.43
10	Mornement, Alex	12	10	6	0	0	2	16*	38	9.50
11	Paz, Fynn	11	8	2	0	0	1	11	36	6.00
12	Cooper, Alexander	1	1	1	0	0	0	20*	20	NA
13	Widmer, Rafferty	9	5	0	0	0	2	7	18	3.60
14	Trinchi, Oscar	1	1	1	0	0	0	5*	5	NA
15	Skate, Theodore	1	1	0	0	0	0	2	2	2.00
16	Goss, Dylan	1	1	0	0	0	1	0	0	0.00

# UNDER 14A BOWLING PERFORMANCES

	Player	MAT	O	M	R	W	5Wi	BBI	AVE.	STR.	ECN.
1	Mornement, Alex	12	26	0	119	11	0	3/4	10.82	14.18	4.58
2	Gill, Abhayvir Singh	12	37.1	2	122	9	0	3/7	13.56	24.78	3.28
<b>3</b>	<b><u>Bhosle, Medhansh</u></b>	<b><u>11</u></b>	<b><u>24</u></b>	<b><u>2</u></b>	<b><u>71</u></b>	<b><u>7</u></b>	<b><u>0</u></b>	<b><u>2/14</u></b>	<b><u>10.14</u></b>	<b><u>20.57</u></b>	<b><u>2.96</u></b>
4	Paz, Fynn	11	21	0	115	7	0	3/8	16.43	18.00	5.48
5	Pearce, Archie	12	28	1	116	7	0	2/10	16.57	24.00	4.14
6	Aldridge, Ben	11	27	0	118	6	0	3/16	19.67	27.00	4.37
7	Wilson, Samuel	12	21	0	137	6	0	2/11	22.83	21.00	6.52
8	Longo, Raf	12	19	1	130	4	0	2/6	32.50	28.50	6.84
9	Widmer, Rafferty	9	16	0	93	3	0	3/13	31.00	32.00	5.81
10	Ahmad, Daud	11	23	0	114	3	0	1/7	38.00	46.00	4.96
11	Parsons, Jude	12	24.2	0	123	3	0	2/6	41.00	48.67	5.05
12	Trinchi, Oscar	1	2	0	6	1	0	1/6	6.00	12.00	3.00
13	Goss, Dylan	1	2	0	15	1	0	1/15	15.00	12.00	7.50
14	Sinha, Harsh	12	8	0	42	1	0	1/3	42.00	48.00	5.25
15	Cooper, Alexander	1	1	0	2	0	0	0/2	NA	NA	2.00
16	Skate, Theodore	1	2	0	14	0	0	0/14	NA	NA	7.00





# UNDER 12(1) BATTING PERFORMANCES

	Player	MAT	INN	NO	100s	50s	0s	HS	RUNS	AVE
1	<b><u>Cope, Hamish</u></b>	<b><u>13</u></b>	<b><u>13</u></b>	<b><u>4</u></b>	<b><u>0</u></b>	<b><u>0</u></b>	<b><u>2</u></b>	<b><u>30*</u></b>	<b><u>180</u></b>	<b><u>20.00</u></b>
2	Gorman-Jacobs, Gabriel	12	11	2	0	0	1	24	114	12.67
3	Thakkar, Tanush	11	11	3	0	0	4	36*	103	12.88
4	Vaughan, Orlando	12	12	5	0	0	1	23*	93	13.29
5	Simmonds, Max	12	12	5	0	0	4	25*	92	13.14
6	Karnatakam, Swikruth	11	11	5	0	0	1	22*	62	10.33
7	West, Max	13	13	2	0	0	3	11*	43	3.91
8	Byron, Cormac	12	12	1	0	0	4	13	37	3.36
9	Marsicovetere, William	11	11	3	0	0	3	10*	36	4.50
10	Trinchi, Oscar	1	1	1	0	0	0	31*	31	NA
11	Mastrantuono Gimenez, Diego	10	10	3	0	0	3	6*	22	3.14
12	Tremethick, Oskar	5	5	1	0	0	1	9*	18	4.50

# UNDER 12(1) BOWLING PERFORMANCES

	Player	MAT	O	M	R	W	5Wi	BBI	AVE.	STR.	ECN.
1	<b><u>Cope, Hamish</u></b>	<b><u>13</u></b>	<b><u>27.1</u></b>	<b><u>2</u></b>	<b><u>116</u></b>	<b><u>11</u></b>	<b><u>0</u></b>	<b><u>2/1</u></b>	<b><u>10.55</u></b>	<b><u>14.82</u></b>	<b><u>4.27</u></b>
2	Thakkar, Tanush	11	23	0	125	10	0	2/7	12.50	13.80	5.43
3	Byron, Cormac	12	25	1	147	7	0	2/10	21.00	21.43	5.88
4	Marsicovetere, William	11	23	0	109	6	0	1/3	18.17	23.00	4.74
5	Gorman-Jacobs, Gabriel	12	23	2	129	5	0	1/6	25.80	27.60	5.61
6	Simmonds, Max	12	21	0	112	4	0	1/7	28.00	31.50	5.33
7	Karnatakam, Swikruth	11	22	0	144	4	0	2/9	36.00	33.00	6.55
8	Mastrantuono Gimenez, Diego	10	20	0	130	3	0	2/3	43.33	40.00	6.50
9	Tremethick, Oskar	5	10	0	60	2	0	2/12	30.00	30.00	6.00
10	Vaughan, Orlando	12	27	3	123	2	0	1/0	61.50	81.00	4.56
11	West, Max	13	28	0	154	1	0	1/17	154.00	168.00	5.50
12	Trinchi, Oscar	1	2	0	13	0	0	0/13	NA	NA	6.50



## UNDER 12(5) BATTING PERFORMANCES

	Player	MAT	INN	NO	100s	50s	0s	HS	RUNS	AVE
1	<u>Williams, Spencer</u>	<u>10</u>	<u>10</u>	<u>9</u>	<u>0</u>	<u>0</u>	<u>0</u>	<u>34*</u>	<u>177</u>	<u>177.00</u>
2	Lugg, Theodore	10	10	5	0	0	1	24	95	19.00
3	Wilson, Atticus	10	10	4	0	0	1	14*	50	8.33
4	Billakanti, Sai	7	7	2	0	0	2	26*	44	8.80
5	Topliss, Zachary	11	11	3	0	0	5	14	28	3.63
6	Ajithkumar, Aarav	8	8	4	0	0	1	7*	22	6.25
7	Biswas, Manthan	10	10	1	0	0	6	8*	18	2.00
8	Cassidy, Benjamin	5	5	1	0	0	1	11	18	4.50
9	Patil, Arjun	6	6	2	0	0	1	5	18	4.50
10	,Lucy	1	1	1	0	0	0	5*	5	NA
11	Clifford, Huon	1	1	0	0	0	0	4	4	4.00
12	Yawalkar, Avanish	5	5	2	0	0	2	2	2	0.67
13	Kasaraneni, Karthik	1	1	0	0	0	0	1	1	1.00
14	Daley, Sam	6	6	0	0	0	6	0	0	0.00

## UNDER 12(5) BOWLING PERFORMANCES

	Player	MAT	O	M	R	W	5Wi	BBI	AVE.	STR.	ECN.
1	<u>Ajithkumar, Aarav</u>	<u>8</u>	<u>19.4</u>	<u>1</u>	<u>155</u>	<u>6</u>	<u>0</u>	<u>2/13</u>	<u>25.83</u>	<u>19.67</u>	<u>7.88</u>
2	Wilson, Atticus	10	25	2	175	5	0	2/2	35.00	30.00	7.00
3	Lugg, Theodore	10	24	1	165	4	0	2/23	41.25	36.00	6.88
4	Topliss, Zachary	11	29	3	204	3	0	1/13	68.00	58.00	7.03
5	Patil, Arjun	6	15	1	104	2	0	2/14	52.00	45.00	6.93
6	Williams, Spencer	10	26	2	110	2	0	1/9	55.00	78.00	4.23
7	Biswas, Manthan	10	23	0	113	2	0	1/10	56.50	69.00	4.91
8	Daley, Sam	6	12	1	61	1	0	1/13	61.00	72.00	5.08
9	Billakanti, Sai	7	15	0	98	1	0	1/25	98.00	90.00	6.53
10	Clifford, Huon	1	2	0	8	0	0	0/8	NA	NA	4.00
11	,Lucy	1	3	0	15	0	0	0/15	NA	NA	5.00
12	Kasaraneni, Karthik	1	3	0	17	0	0	0/17	NA	NA	5.67
13	Yawalkar, Avanish	5	10	0	43	0	0	0/2	NA	NA	4.30
14	Cassidy, Benjamin	5	11	0	70	0	0	0/11	NA	NA	6.36

No photo was provided for the Under 12(5) team. If you have one please forward it on to Barney for inclusion.

# The UNDER 10's



The under 10 Blue team after their last game.



The under 10 Yellow team after their last game.

# CRITERIA USED FOR BATTING AND BOWLING TROPHIES

## SENIOR MEN BATTING - MINIMUM QUALIFICATIONS

1. A Batter must score over 200 runs in that Eleven.
2. A Batter must have a minimum of 5 innings in that Eleven.

If no player achieves the 200 run target, then the trophy goes to the player with the next highest number of runs as long as qualification 2 is also met. If two players achieve the same number of runs and both have had at least 5 innings it will be decided on averages of those players.

## SENIOR MEN BOWLING - MINIMUM QUALIFICATIONS

1. A Bowler must achieve 15 wickets in that Eleven
2. A Bowler must have bowled a minimum of 80 overs in that Eleven in two day comps, or 45 overs in one day comps.

If a bowler achieves both the above criteria above then he will qualify for the award. If two or more bowlers achieve 15 wickets and the minimum number of overs it will then be determined on averages.

If no bowler achieves 15 wickets then it goes to the bowler with the next highest number of wickets providing he has bowled more than the minimum required overs in that eleven. If two or more bowlers have the same number of wickets and bowled the minimum number of overs then it will be decided on averages.

If no bowler achieves the second criterion, this figure is reduced in blocks of ten until at least one player has qualified in that Eleven.

## WOMEN AND JUNIOR BATTING AND BOWLING

The Women's T20 and junior batting award for each grade is received by the player that has the best batting average out of the top three run scorers for the grade. The Women's T20 and junior bowling award for each grade is received by the player that has the best bowling average out of the top three wicket takers for the grade.

## TOP JUNIOR WICKET TAKERS WITH 7 OR MORE WICKETS

	<b>Player</b>	<b>MAT</b>	<b>O</b>	<b>M</b>	<b>R</b>	<b>W</b>	<b>5Wi</b>	<b>10Wm</b>	<b>BBI</b>	<b>AVE.</b>	<b>STR.</b>	<b>ECN.</b>
1	Payne, Baxter	15	31	1	187	16	0	0	3/13	11.69	11.63	6.03
2	Pemmaraju, Piyush P	15	41	1	243	14	0	0	4/18	17.36	17.57	5.93
3	Maynard, Kobi	14	32	1	180	12	0	0	3/5	15.00	16.00	5.63
4	Paz, Fynn	20	41	0	203	12	0	0	3/8	16.92	20.50	4.95
5	Pearce, Archie	28	53	2	287	12	0	0	2/10	23.92	26.50	5.42
6	Cope, Hamish	13	27.1	2	116	11	0	0	2/1	10.55	14.82	4.27
7	Mornement, Alex	12	26	0	119	11	0	0	3/4	10.82	14.18	4.58
8	Longo, Raf	22	38	2	202	11	0	0	2/4	18.36	20.73	5.32
9	Bush, Vincent	15	36	0	272	11	0	0	2/5	24.73	19.64	7.56
10	Thakkar, Tanush	11	23	0	125	10	0	0	2/7	12.50	13.80	5.43
11	Wilson, Samuel	22	44	0	297	10	0	0	2/11	29.70	26.40	6.75
12	Gill, Abhayvir Singh	12	37.1	2	122	9	0	0	3/7	13.56	24.78	3.28
13	Ryan, Jay	9	23	1	114	8	0	0	2/6	14.25	17.25	4.96
14	Kim-Anderson, En	11	27	1	123	8	0	0	3/16	15.38	20.25	4.56
15	Woodruff, Thomas	9	25	1	132	8	0	0	2/8	16.50	18.75	5.28
16	Boyle, Finn	13	30	0	183	8	0	0	3/33	22.88	22.50	6.10
17	Bhosle, Medhansh	11	24	2	71	7	0	0	2/14	10.14	20.57	2.96
18	Farrell, Tem	12	14	0	84	7	0	0	2/11	12.00	12.00	6.00
19	Wyithe, Tian-Ming	9	16	0	101	7	0	0	2/9	14.43	13.71	6.31
20	Young, Daniel	9	21	3	111	7	1	0	5/4	15.86	18.00	5.29
21	Byron, Cormac	12	25	1	147	7	0	0	2/10	21.00	21.43	5.88

## TOP JUNIOR BOWLING PERFORMANCES

	<b>Player</b>	<b>O</b>	<b>M</b>	<b>R</b>	<b>W</b>	<b>ELEVEN</b>	<b>ROUND</b>	<b>INNS</b>	<b>OPPONENT</b>
1	Young, Daniel	3	1	4	5	Under 16(5)	10	1	MPSM
2	Widmar, Rafferty	2	0	13	3*	Under 14A	6	1	Taylors Lakes

\* includes hat-trick

## TOP JUNIOR RUN SCORERS EXCEEDING 75 RUNS

	Player	MAT	INN	NO	100s	50s	0s	HS	RUNS	AVE
1	Sinha, Harsh	22	20	13	0	0	1	35*	432	61.71
2	Pearce, Hamish	15	14	5	0	3	0	52*	406	45.11
3	Parsons, Jude	27	25	16	0	0	2	32*	388	43.11
4	Pearce, Archie	28	24	15	0	0	2	34*	346	38.44
5	Bhosle, Medhansh	11	10	9	0	0	0	33*	283	283.00
6	Pemmaraju, Piyush P	15	14	6	0	2	1	50*	267	33.38
7	Longo, Raf	22	18	5	0	0	1	32	257	19.77
8	Bush, Vincent	15	13	4	0	1	1	50*	247	27.44
9	Farrell, Tem	12	12	6	0	2	0	51*	224	37.33
10	Skate, Theodore	16	16	7	0	0	1	26*	219	24.33
11	Gill, Abhayvir Singh	12	10	7	0	0	0	33*	216	72.00
12	Boyle, Finn	13	12	6	0	3	0	51*	209	34.83
13	Wilson, Samuel	22	17	4	0	0	0	31*	188	14.46
14	Maynard, Kobi	14	13	2	0	0	2	34*	181	16.45
15	Cope, Hamish	13	13	4	0	0	2	30*	180	20.00
16	Williams, Spencer	10	10	9	0	0	0	34*	177	177.00
17	Payne, Baxter	15	13	5	0	0	0	30*	161	20.13
18	McLeod, Jack	10	10	5	0	1	1	50*	155	31.00
19	Newing, Gus	16	14	5	0	0	1	31*	154	17.11
20	Aldridge, Ben	11	10	4	0	0	0	31*	152	25.33
21	White, Joseph	15	13	5	0	0	2	31*	146	18.25
22	Coulson Wiegard, Henry	14	13	6	0	0	2	31*	145	20.71
23	Paz, Fynn	20	17	5	0	0	2	26*	143	11.92
24	Allman, Liam	12	11	6	0	0	2	35*	141	28.20
25	Adamson, Tyla	12	12	3	0	0	0	22*	140	15.56
26	Ryan, Jay	11	10	6	0	0	1	31*	138	34.50
27	Cooper, Alexander	17	11	9	0	0	0	32*	131	65.50
28	Trinchi, Oscar	17	16	9	0	0	1	31*	124	17.71
29	Harris, Aiden	14	12	3	0	0	1	34*	119	13.22
30	Clayton, Jimmy	9	9	4	0	0	0	34*	117	23.40
31	Jones, Archie	13	8	3	0	0	1	42	117	23.40
32	Gorman-Jacobs, Gabriel	12	11	2	0	0	1	24	114	12.67
33	Ahmad, Daud	11	7	3	0	0	1	31*	110	27.50
34	Thakkar, Tanush	11	11	3	0	0	4	36*	103	12.88
35	Lugg, Theodore	10	10	5	0	0	1	24	95	19.00
36	Aldridge, Joshua	14	8	4	0	0	0	46*	94	23.50
37	Vaughan, Orlando	12	12	5	0	0	1	23*	93	13.29
38	Simmonds, Max	12	12	5	0	0	4	25*	92	13.14
39	Storrs, Billy	12	12	7	0	0	1	24*	89	17.80
40	Kim-Anderson, En	11	9	7	0	0	1	19*	88	44.00

## TOP JUNIOR BATTING PERFORMANCES

	SCORE	PLAYER	ELEVEN	ROUND	INNS	OPPONENT
1	52*	Pearce, Hamish	Under 16 (1)	4	1	Sydenham - Hillside
2	51*	Boyle, Finn	Under 16 (1)	GF	1	East Keilor
3	51*	Farrell, Tem	Under 16 (1)	13	1	Kensington
4	51*	Boyle, Finn	Under 16 (1)	9	1	Burnside Springs
5	50*	Pemmaraju, Piyush P	Under 16 (1)	SF	1	MPSM
7	50*	Pearce, Hamish	Under 16 (1)	2	1	Burnside Springs
8	50*	McLeod, Jack	Under 16 (5) Friday	11	1	Burnside Springs 2
9	50*	Boyle, Finn	Under 16 (1)	6	1	Kensington
10	50*	Farrell, Tem	Under 16 (1)	8	1	Strathmore
11	50*	Pearce, Hamish	Under 16 (1)	10	1	Aberfeldie Finch
12	50	Pemmaraju, Piyush P	Under 16 (1)	6	1	Kensington
13	50*	Bush, Vincent	Under 16 (1)	GF	1	East Keilor

## TOP SENIOR BOWLING PERFORMANCES

	<b>Player</b>	<b>O</b>	<b>M</b>	<b>R</b>	<b>W</b>	<b>ELEVEN</b>	<b>ROUND</b>	<b>INNS</b>	<b>OPPONENT</b>
1	Bush, Vincent	8	2	23	7*	Third	18	1	Royal Park Reds
2	Eicher, Simon	9	2	17	6	First	15	1	Parkville District
3	Ul Haq, Farhan	8.3	0	18	6	Seventh	9	1	Thornbury Turf Stokers
4	Singh, Harprit	5	0	10	5	Third	7	1	Reds
5	Aldridge, Joshua	9	1	13	5	Fifth	6	1	Reds
6	Warmington, Jarrod	8.1	2	15	5	Third	SF	1	Reds
7	Bagi, Vinod	5.4	1	18	5	Fifth	9	1	Indigos
8	Van Beek, Tony	7	0	25	5	Sixth	15	1	Flemington
9	Paevere, Jasper	9	1	28	5	Fourth	10	1	Brunswick
10	Bazaz, Arvind	9	0	51	5	Second	13	1	Melbourne City

\* includes hat-trick

## TOP SENIOR WICKET TAKERS EXCEEDING 10 WICKETS

	<b>Player</b>	<b>MAT</b>	<b>O</b>	<b>M</b>	<b>R</b>	<b>W</b>	<b>5Wi</b>	<b>10Wm</b>	<b>BBI</b>	<b>AVE.</b>	<b>STR.</b>	<b>ECN.</b>
1	Warmington, Jarrod	16	100.5	14	317	31	1	0	5/15	10.23	19.52	3.14
2	Phillips, Andrew H	21	142.2	13	444	30	0	0	4/21	14.80	28.47	3.12
3	Ryan, Mark	18	94.2	12	326	27	0	0	4/43	12.07	20.96	3.46
4	Sinha, Sanjeev	17	107	20	365	26	0	0	4/37	14.04	24.69	3.41
5	Stringer, Michael A	19	130.4	25	449	26	0	0	3/11	17.27	30.15	3.44
6	Le Sueur, Paul	17	88.5	9	369	25	0	0	4/18	14.76	21.32	4.15
7	Skate, Andrew N	19	116.5	25	413	24	0	0	3/9	17.21	29.21	3.53
8	Ul Haq, Farhan	12	84.3	16	277	23	1	0	6/18	12.04	22.04	3.28
9	Eicher, Simon	15	74.2	13	372	23	1	0	6/17	16.17	19.39	5.00
10	Pemmaraju, Piyush P	17	91.2	14	373	23	0	0	4/25	16.22	23.83	4.08
11	Bazaz, Arvind	16	117	12	461	23	1	0	5/51	20.04	30.52	3.94
12	Van Beek, Tony	19	83.4	10	344	21	1	0	5/25	16.38	23.90	4.11
13	Pizzey, Eamon E	18	94	11	349	21	0	0	4/9	16.62	26.86	3.71
14	Veeravalli, Sidhaarthaa S	14	99	15	385	21	0	0	3/15	18.33	28.29	3.89
15	Pemmaraju, Saicharan	16	84	9	395	19	0	0	4/17	20.79	26.53	4.70
16	Bagi, Vinod	11	82.4	16	284	18	1	0	5/18	15.78	27.56	3.44
17	Aldridge, Joshua	13	77	9	315	18	1	0	5/13	17.50	25.67	4.09
18	Arora, Gaurav	12	85	11	321	18	0	0	3/21	17.83	28.33	3.78
19	Paevere, Jasper	14	102	11	374	18	1	0	5/28	20.78	34.00	3.67
20	Kumar, Ashwin G	18	100.3	7	417	18	0	0	4/46	23.17	33.50	4.15
21	Jones, Rufus J	20	136.4	14	534	18	0	0	2/9	29.67	45.56	3.91
22	Boyle, Finn	13	63.4	4	297	17	0	0	4/31	17.47	22.47	4.66
23	Bush, Vincent	21	78	11	342	16	1	0	7/23	21.38	29.25	4.38
24	Fulton - Grigg, Archie	12	71.1	4	420	16	0	0	4/51	26.25	26.69	5.90
25	Talwar, Tarun	17	45	3	200	15	0	0	4/22	13.33	18.00	4.44
26	Reddy, Mahendra	10	72.3	10	219	15	0	0	3/17	14.60	29.00	3.02
27	Pearce, Hamish	15	60	6	215	14	0	0	3/6	15.36	25.71	3.58
28	Ryan, Jay	10	64.5	4	250	14	0	0	4/21	17.86	27.79	3.86
29	Akella, Sree Raneesh	17	94.2	9	386	14	0	0	3/9	27.57	40.43	4.09
30	Raza, Syed	16	89	8	376	13	0	0	2/15	28.92	41.08	4.22
31	Singh, Harprit	6	27	3	108	12	1	0	5/10	9.00	13.50	4.00
32	McKean, Patrick	10	35.5	1	160	12	0	0	4/31	13.33	17.92	4.47
33	Newing, Gus	10	48	1	199	12	0	0	3/23	16.58	24.00	4.15
34	Silva, Denith K	12	81	8	318	12	0	0	3/22	26.50	40.50	3.93
35	Giacomo, Jack	8	39.5	2	174	11	0	0	3/28	15.82	21.73	4.37
36	Godbole, Siddhant	11	59.5	11	241	11	0	0	4/18	21.91	32.64	4.03
37	Panozzo, Oliver	17	89	6	488	11	0	0	2/77	44.36	48.55	5.48
38	Pearce, John G	15	28.3	2	126	10	0	0	3/13	12.60	17.10	4.42
39	Coulson Wiegard, Henry	8	35	0	214	10	0	0	3/16	21.40	21.00	6.11
40	Freer, Georgia	13	39.2	2	235	10	0	0	2/8	23.50	23.60	5.97
41	Tiwari, Divyank	15	64.4	5	246	10	0	0	3/13	24.60	38.80	3.80
42	Pearce, Archie	15	56	6	253	10	0	0	2/8	25.30	33.60	4.52
43	Kapoor, Rajit	12	56.5	3	270	10	0	0	3/41	27.00	34.10	4.75
44	Bestha, Ramesh	13	63	3	290	10	0	0	2/21	29.00	37.80	4.60
45	Avraam, Alex	14	54	2	297	10	0	0	3/22	29.70	32.40	5.50
46	Mawer, Kyle	14	63.4	9	300	10	0	0	3/28	30.00	38.20	4.71
47	Paevere, Ari	15	86	12	341	10	0	0	3/26	34.10	51.60	3.97

## TOP SENIOR BATTING PERFORMANCES

	<b>SCORE</b>	<b>PLAYER</b>	<b>ELEVEN</b>	<b>ROUND</b>	<b>INNS</b>	<b>OPPONENT</b>
1	120*	Wilson, Ashton L	First	22	1	Indigos
2	110*	Pizzey, David S	Fifth	11	1	Flemington Colts
3	107*	Avraam, Alex	First	14	1	Indigos
4	105	Skate, Andrew N	Second	13	1	Melbourne City
5	101	Butt, Salman N	Fifth	16	1	Melbourne Falcons
6	99	Pearce, John G	Eighth	21	1	Youlden Parkville Navy
7	97*	Newing, Gus	Sixth	11	1	Parkville District
8	91*	Ross, Angus J	Third	11	1	National
9	85	Fornito, David	Fourth	16	1	Sunrise
10	84	Sivakumar, Mukund	First	14	1	Indigos
11	83	Sinha, Sanjeev	Sixth	15	1	Flemington
12	80	Skate, Andrew N	Fourth	20	1	Melbourne Cobras
13	79	Newing, Freddie	Fourth	9	1	Maribyrnong Park St Marys
14	72	Tiwari, Divyank	Fifth	20	1	Flemington
15	72	Wilson, Ashton L	First	6	1	Royal Park Reds
16	71	Wilson, Ashton L	First	19	1	Emerald Hill
17	71	Demelis, Nicholas	First	20	1	Flemington
18	70*	Connelly, Georgina	WT20(2)	3	1	West Coburg
19	70*	Stonehouse, Maz	WT20(1)	8	1	Westmeadows
20	70	Avraam, Alex	First	16	1	Emerald Hill
21	68	Sinclair, Paul G	Eighth	13	1	Sacred Heart
22	67*	Bhosle, Medhansh	Seventh	12	1	Thornbury Turf Stokers
23	67	Allman, Liam	Seventh	15	1	Racing Rugby Melbourne
24	64	Wahab, Abdul	Eighth	12	1	Parkville District
25	64*	Fornito, David	Fourth	11	1	Footscray United
26	63*	Stonehouse, Maz	WT20(1)	12	1	Pascoe Vale Central
27	62*	Allman, Liam	Seventh	13	1	Flemington Colts
28	61*	Dewey, Derek J	Second	8	1	Sacred Heart
29	61	West, Troy	Sixth	9	1	Sacred Heart
30	61	Murphy, Vincent	Sixth	19	1	South Yarra
31	61	Bush, Vincent	Third	9	1	Emerald Hill
32	61*	Pfeffer, Jordan	Seventh	11	1	Flemington Colts
33	60	Shepherd, Daniel	Fourth	7	1	Brunswick
34	59	Vaughan, Josh	First	22	1	Indigos
35	58	Tak, Aneesh	Third	9	1	Emerald Hill
36	58*	Tak, Asheet	Third	15	1	Reds
37	58*	Tak, Aneesh	Third	17	1	Maribyrnong Pk St Marys
38	57*	Ahmer, Zeeshan	Eighth	14	1	South Yarra
39	57	Arora, Gaurav	Eighth	19	1	Melbourne City
40	57*	Betts, Adrian L	Fourth	15	1	Brunswick
41	57	Avraam, Alex	Fourth	10	1	Brunswick
42	57*	Newing, Gus	Eighth	21	1	Youlden Parkville Navy
43	56	Murphy, Vincent	Sixth	6	1	Youlden Parkville Gold
44	56	Tak, Asheet	Third	20	1	Parkville District
45	55	Rout, Sibasish	Second	22	1	Melbourne Falcons
46	55	Murphy, Vincent	Sixth	17	1	Melbourne City
47	55*	Medell, Ashley	Third	14	1	Maribyrnong Pk St Marys
48	55	Demelis, Nicholas	First	15	1	Parkville District
49	54	Vaughan, Josh	Second	12	1	South Yarra
50	54	Pearce, Hamish	First	8	1	Flemington
51	54	Fortescue, Oliver	Eighth	16	1	Melbourne City
52	54	Wilson, Ashton L	First	13	1	National
53	53	Pearce, Hamish	First	10	1	Parkville District
54	53	Wilson, Ashton L	First	9	1	South Yarra
55	53	Murphy, Jack T	Sixth	17	1	Melbourne City
56	53*	Aldridge, William T	Fourth	9	1	Maribyrnong Park St Marys
57	53	Singh, Ankit	Fifth	16	1	Melbourne Falcons
58	53*	Bush, Vincent	Second	19	1	Flemington Colts
59	53*	Farrell, Tem	Third	20	1	Parkville District
60	53	Demelis, Nicholas	First	19	1	Emerald Hill
61	52*	Vaughan, Josh	Third	8	1	Parkville District
62	52	Srinivasan, Vinay	Fifth	20	1	Flemington
63	51	Vaughan, Josh	First	19	1	Emerald Hill
64	51	Pizzey, David S	Fifth	13	1	Flemington Colts
65	51*	Sinha, Harsh	Sixth	11	1	Parkville District
66	50	Sivakumar, Mukund	First	11	1	National
67	50	Rout, Sibasish	Second	18	1	Burnley CYMS
68	50	Singh, Harprit	Fifth	6	1	Reds
69	50*	Giacomo, Jack	Second	11	1	Melbourne City
70	50*	Harris, Aiden	Sixth	12	1	Sacred Heart

## TOP SENIOR RUN SCORERS EXCEEDING 100 RUNS

	<b>Player</b>	<b>MAT</b>	<b>INN</b>	<b>NO</b>	<b>100s</b>	<b>50s</b>	<b>0s</b>	<b>4s</b>	<b>6s</b>	<b>HS</b>	<b>RUNS</b>	<b>AVE</b>
1	Wilson, Ashton L	20	20	4	1	4	2	47	14	120*	583	36.44
2	Skate, Andrew N	19	18	1	1	1	1	45	7	105	514	30.24
3	Bush, Vincent	21	20	2	0	2	2	30	4	61	462	25.67
4	Pizzey, David S	17	17	2	1	1	1	53	1	110*	444	29.60
5	Rout, Sibasish	17	17	0	0	2	0	43	0	55	439	25.82
6	Sivakumar, Mukund	18	18	0	0	2	0	37	1	84	419	23.28
7	Vaughan, Josh	19	19	1	0	4	2	32	6	59	413	22.94
8	Avraam, Alex	14	14	2	1	2	1	43	5	107*	404	33.67
9	Demelis, Nicholas	15	15	1	0	3	0	42	14	71	389	27.79
10	Tak, Asheet	18	18	1	0	2	0	37	1	58*	365	21.47
11	Murphy, Vincent	14	14	0	0	3	1	31	2	61	357	25.50
12	Ross, Angus J	15	15	2	0	1	0	24	2	91*	344	26.46
13	Stonehouse, Maz	12	11	8	0	2	0	54	2	70*	322	107.33
14	Wandel, Ryan	15	15	1	0	0	1	24	2	48	315	22.50
15	Betts, Adrian L	19	17	2	0	1	4	40	2	57*	297	19.80
16	Connelly, Georgina	10	10	7	0	1	1	33	0	70*	292	97.33
17	Shepherd, Daniel	13	13	1	0	1	0	27	2	60	285	23.75
18	Tak, Aneesh	14	14	1	0	2	0	25	0	58*	273	21.00
19	Allman, Liam	10	11	3	0	2	2	27	1	67	267	33.38
20	Proud, Blake E	20	18	5	0	0	3	18	1	41	262	20.15
21	Pearce, Hamish	15	14	2	0	2	1	19	7	54	261	21.75
22	Farrell, Tem	15	15	4	0	1	2	30	5	53*	255	23.18
23	Pfeffer, Jordan	13	13	1	0	1	1	16	1	61*	253	21.08
24	Fornito, David	12	12	3	0	2	1	22	6	85	246	27.33
25	Sinclair, Paul G	10	10	1	0	1	1	19	0	68	237	26.33
26	Harris, Aiden	14	14	2	0	1	3	18	1	50*	233	19.42
27	Pearce, John G	15	12	0	0	1	2	21	1	99	233	19.42
28	West, Troy	17	17	0	0	1	3	26	1	61	228	13.41
29	Newing, Gus	10	10	2	0	2	2	11	0	97*	225	28.13
30	Sinha, Harsh	15	15	2	0	1	1	4	0	51*	225	17.31
31	Perkins, Jack	15	14	1	0	0	0	13	12	48	218	16.77
32	Murphy, Jack T	13	13	2	0	1	2	14	1	53	212	19.27
33	Hopcraft, Lachlan	19	17	3	0	0	1	13	1	41	212	15.14
34	Ryan, Mark	18	14	6	0	0	2	20	2	45*	209	26.13
35	Aldridge, Rod	12	12	4	0	0	0	17	2	44*	204	25.50
36	Talwar, Tarun	17	15	1	0	0	2	25	0	35	197	14.07
37	Panozzo, Oliver	17	16	4	0	0	2	11	0	32	194	16.17
38	Medell, Ashley	14	12	3	0	1	2	19	1	55*	191	21.22
39	Arora, Gaurav	12	12	0	0	1	0	21	0	57	188	15.67
40	Ahmer, Zeeshan	12	9	2	0	1	1	17	2	57*	185	26.43
41	Wahab, Abdul	14	14	1	0	1	1	17	3	64	182	14.00
42	Dewey, Derek J	12	11	3	0	1	0	8	0	61*	176	22.00
43	Butt, Salman N	7	6	0	1	0	1	19	2	101	175	29.17
44	McLeod, Jack	13	13	0	0	0	1	14	0	30	174	13.38
45	Godbole, Siddhant	11	10	1	0	0	0	18	3	49	168	18.67
46	Boyle, Finn	13	10	0	0	0	0	17	0	36	167	16.70
47	Tiwari, Divyank	15	10	2	0	1	0	21	3	72	166	20.75
48	Sinha, Sanjeev	17	9	0	0	1	1	14	3	83	159	17.67
49	Aldridge, William T	15	15	1	0	1	4	12	2	53*	158	11.29
50	Newing, Freddie	6	6	0	0	1	0	14	2	79	157	26.17
51	Dommety, Santosh K	15	14	3	0	0	1	11	2	41*	156	14.18
52	Sharman, Zoe	13	12	8	0	0	1	20	0	28*	152	38.00
53	Grinham, Rachel	13	11	4	0	0	1	14	0	43*	145	20.71
54	Brown, Rik	15	15	2	0	0	1	13	0	23*	143	11.00
55	Bazaz, Arvind	16	13	1	0	0	2	13	0	29	140	11.67
56	Pemmaraju, Piyush P	17	13	2	0	0	1	8	0	42	136	12.36
57	Bhosle, Medhansh	10	10	1	0	1	4	15	1	67*	132	14.67
58	Tancred, Molly L	7	7	6	0	0	0	18	0	42*	132	132.00
59	Raper, Tobias	12	11	0	0	0	1	6	0	39	129	11.73
60	Fulton - Grigg, Archie	12	11	5	0	0	3	8	7	40*	128	21.33
61	Pai, Ramchandra	12	11	0	0	0	3	10	1	37	126	11.45
62	Ryan, Jay	10	7	2	0	0	1	11	0	38*	126	25.20
63	Allen, Jarrod	14	11	1	0	0	2	12	4	28*	121	12.10
64	Sharma, Anuj	13	12	1	0	0	0	11	0	39	119	10.82
65	Reddy, Mahendra	10	8	3	0	0	1	12	3	30*	113	22.60
66	White, Joseph	12	10	3	0	0	0	8	0	32	108	15.43
67	Bhosle, Shivraj	11	9	2	0	0	1	12	1	44	105	15.00
68	Srinivasan, Vinay	7	6	0	0	1	0	12	0	52	104	17.33
69	Freer, Georgia	13	11	3	0	0	1	8	0	23*	102	12.75



# SENIOR FIELDING DISMISSALS

Somewhat unusually, more than half of the top 10 in the fielding dismissals this season were not full-time wicket keepers this season. 1st X1 wicket keeper, and very part time lower X1 wicket taking machine, Blake Proud, dominates the list completing 34 dismissals, more than twice as many as anyone else. Part time wicket keeper Dan Shepherd completed the second most dismissals with 16 and rounding out the top 3, and the first non-wicket keeper was Rufus Jones who was involved in 15 fielding dismissals without the use of gloves. Of the women Maz Stonehouse took over from the absent Sarah Guiney to top the list with 11 dismissals and remarkably had at least one of all the different fielding dismissals, the only person to do so this season for YP! 129 of the 161 players who took the field contributed a fielding dismissal. If you didn't make this list let's just hope that it was because a chance didn't come your way, rather than it being due to fingers of butter.

	PLAYER	MAT	TOTAL DISMISSALS	CATCHES NON WK	CATCHES WK	STUMPINGS	RUNNOUTS ASSISTED	RUNNOUTS UNASSISTED
1	Proud, Blake E	20	34	3	19	8	4	0
2	Shepherd, Daniel	13	16	6	5	1	4	0
3	Jones, Rufus J	20	15	11	0	0	2	2
4	Brown, Rik	15	14	0	5	2	6	1
5	Medell, Ashley	14	14	0	8	3	3	0
6	Vaughan, Josh	19	12	11	0	0	1	0
7	Pearce, Hamish	15	11	9	1	0	1	0
8	Raza, Syed	16	11	11	0	0	0	0
9	Stonehouse, Maz	12	11	3	3	1	1	3
10	Boyle, Ciara	10	10	0	6	0	3	1
11	Boyle, Daniel	8	10	0	7	2	1	0
12	Farrell, Tem	15	10	10	0	0	0	0
13	Skate, Andrew N	19	10	7	0	0	1	2
14	Wandel, Ryan	15	10	8	0	0	0	2
15	Allen, Jarrod	14	9	0	6	1	2	0
16	Kumar, Ashwin G	18	9	7	0	0	2	0
17	McLeod, Jack	13	9	2	6	0	1	0
18	Harris, Aiden	14	8	0	5	2	1	0
19	Sivakumar, Mukund	18	8	6	0	0	2	0
20	Bush, Vincent	21	7	4	0	0	2	1
21	Connelly, Georgina	10	7	3	0	0	3	1
22	Fornito, David	12	7	7	0	0	0	0
23	Le Sueur, Paul	17	7	5	0	0	1	1
24	Phillips, Andrew H	21	7	6	0	0	1	0
25	Pizzey, David S	17	7	2	4	0	1	0
26	Ross, Angus J	15	7	0	4	1	2	0
27	Ryan, Mark	18	7	5	0	0	1	1
28	Sinclair, Paul G	10	7	6	0	0	1	0
29	Sinha, Harsh	15	7	0	5	1	1	0
30	Tak, Asheet	18	7	7	0	0	0	0
31	Warmington, Jarrod	16	7	4	0	0	2	1
32	Wilson, Ashton L	20	7	7	0	0	0	0
33	Akella, Sree Raneesh	17	6	4	0	0	1	1
34	Banova, Gregory V	11	6	4	0	0	2	0
35	Bazaz, Arvind	16	6	5	0	0	1	0
36	Betts, Adrian L	19	6	6	0	0	0	0
37	Fulton - Grigg, Archie	12	6	5	0	0	1	0
38	Hopcraft, Lachlan	19	6	6	0	0	0	0
39	Mawer, Kyle	14	6	5	0	0	1	0
40	Raper, Tobias	12	6	4	0	0	1	1
41	Talwar, Tarun	17	6	6	0	0	0	0
42	West, Troy	17	6	6	0	0	0	0
43	White, Joseph	12	6	5	0	0	1	0
44	Aldridge, Rod	12	5	4	0	0	1	0
45	Allman, Liam	10	5	4	0	0	1	0
46	Arora, Gaurav	12	5	4	0	0	1	0
47	Blackmore, Nicholas T	9	5	4	1	0	0	0
48	Butt, Salman N	7	5	5	0	0	0	0
49	Godbole, Siddhant	11	5	3	0	0	2	0
50	Jumpertz, Michael	16	5	4	0	0	1	0
51	Murphy, Jack T	13	5	4	0	0	0	1
52	Murphy, Vincent	14	5	5	0	0	0	0
53	Pfeffer, Jordan	13	5	0	2	0	3	0
54	Read, Louisa	8	5	4	0	0	0	1
55	Singh, Ankit	8	5	1	4	0	0	0
56	Stringer, Michael A	19	5	5	0	0	0	0
57	Tucker, Adam	10	5	5	0	0	0	0
58	Veeravalli, Sidhaarthaa S	14	5	3	0	0	1	1
59	Barbetti, Maria	9	4	0	1	0	2	1
60	Bhosle, Shivraj	11	4	4	0	0	0	0
61	Dommetry, Santosh K	15	4	4	0	0	0	0

# SENIOR FIELDING DISMISSALS (cont)

	PLAYER	MAT	TOTAL DISMISSALS	CATCHES NON WK	CATCHES WK	STUMPINGS	RUNNOUTS ASSISTED	RUNNOUTS UNASSISTED
62	Murphy, Xavier	9	4	4	0	0	0	0
63	Newing, Gus	10	4	4	0	0	0	0
64	Paevere, Ari	15	4	4	0	0	0	0
65	Pearce, Archie	15	4	3	0	0	0	1
66	Pemmaraju, Piyush P	17	4	4	0	0	0	0
67	Rajesh, Karthik	8	4	3	0	0	0	1
69	Sharma, Anuj	13	4	2	0	0	1	1
70	Singh, Harprit	6	4	3	0	0	1	0
71	Skate, Theodore	10	4	4	0	0	0	0
72	Van Beek, Tony	19	4	3	0	0	1	0
73	Adamson, Tyla	7	4	1	0	0	2	0
74	Banova, Gabriel D	6	3	3	0	0	0	0
75	Bestha, Ramesh	13	3	1	0	0	2	0
76	Coulson Wiegard, Henry	8	3	2	0	0	1	0
77	Eicher, Simon	15	3	3	0	0	0	0
78	Gandhi, Arun	3	3	2	0	0	0	1
79	Guiney, Johanna	9	3	3	0	0	0	0
80	Paevere, Jasper	14	3	3	0	0	0	0
81	Parsons, Jude	9	3	3	0	0	0	0
82	Pearce, John G	15	3	2	0	0	0	1
83	Perkins, Matthew J	7	3	0	1	2	0	0
84	Raut, Twinkle	9	3	0	0	0	2	1
85	Reddy, Mahendra	10	3	3	0	0	0	0
86	Ryan, Jay	10	3	2	0	0	1	0
87	Sinha, Sanjeev	17	3	3	0	0	0	0
88	Tak, Aneesh	14	3	3	0	0	0	0
89	Thakur, Ashish	8	3	1	0	0	2	0
90	Aldridge, William T	15	3	2	0	0	0	0
91	Almond, Hugh	3	3	2	0	0	0	0
92	Avraam, Alex	14	3	1	0	0	1	0
93	Bhosle, Medhansh	10	3	1	0	0	1	0
94	Bishop, Grayceson	12	2	2	0	0	0	0
95	Boyd, Jess	2	2	1	0	0	1	0
96	Boyle, Finn	13	2	1	0	0	1	0
97	Cooper, Alexander	8	2	2	0	0	0	0
98	Corrigan, John R	18	2	2	0	0	0	0
99	Fortescue, Oliver	5	2	2	0	0	0	0
100	Freer, Georgia	13	2	1	0	0	1	0
101	Kapoor, Rajit	12	2	2	0	0	0	0
102	Krishna, Prateek	4	2	2	0	0	0	0
103	Newing, Freddie	6	2	2	0	0	0	0
104	Pillai, Manav	12	2	1	0	0	1	0
105	Pizzey, Eamon E	18	2	2	0	0	0	0
106	Sharman, Zoe	13	2	1	0	0	0	1
107	Watson, Alana	11	2	0	0	0	1	1
108	Watson, Matthew	4	2	2	0	0	0	0
109	White, Anne	10	2	1	0	0	1	0
110	Campbell, Ewan	16	2	1	0	0	0	0
111	Clancy, Robert D	3	2	1	0	0	0	0
112	Coulson, Mandy	9	2	1	0	0	0	0
113	Farooq, Umar	5	2	1	0	0	0	0
114	Grinham, Rachel	13	2	1	0	0	0	0
115	Heddle, David	2	2	1	0	0	0	0
116	Hughes-Fortescue, Aphra	7	2	0	0	0	0	1
117	Jacobs, Emile	8	1	1	0	0	0	0
118	McKean, Scott	4	1	1	0	0	0	0
119	Miller, Elliott	2	1	1	0	0	0	0
120	Panozzo, Oliver	17	1	0	0	0	1	0
121	Pemmaraju, Saicharan	16	1	1	0	0	0	0
122	Phelps, Rohan J	1	1	0	0	0	1	0
123	Srinivasan, Vinay	7	1	1	0	0	0	0
124	SV, Sanjana	9	1	0	0	0	1	0
125	Tancred, Molly L	7	1	1	0	0	0	0
126	UI Haq, Farhan	12	1	0	0	0	1	0
127	UI Haq, Ammar	10	1	1	0	0	0	0
128	Watson, Joseph	2	1	1	0	0	0	0
129	Young, Tim J	2	1	1	0	0	0	0

# THE "QUACKER" PERFORMANCES FOR 2022-23

Not surprisingly, due to the addition of an extra men's team and a (slightly) increased season length after the COVID years, the number of ducks made by the Senior players increased from last year by 12 to the second most on record! It was another close race for this most "prestigious" of awards with a number of players running it close. Seven players finished on 4 ducks for the season, with Manav Pillai the first to hit that number in round 17, before being joined, and ultimately surpassed, by the eventual winner Tony Van Beek in round 18. Tony went on to make 6 ducks including two in round 13, when he played both days, and ducks in rounds 18, 19 and 22 (missing round 21 and making zero not out in round 20)! Another notable duck makers were Adrian Betts who didn't waste anyone's time with his 4 ducks using up a total of 6 balls, Rufus Jones and Blake Proud who both made a fool's gold duck this season where they survived the first ball they faced only to be run out without facing another ball, and Adrian Betts, Will Aldridge and Jack McLeod who all were dismissed on the first ball of their teams innings in a game this season! 105 (up by ten) players who made it out to the centre to bat make a duck at some stage during the season!

G = Golden Duck (1<sup>st</sup> ball)    S = Silver Duck (2<sup>nd</sup> ball)    B = Bronze Duck (3<sup>rd</sup> ball)    P = A Pair (2 in 1 match)  
 D = Diamond Duck (0 balls faced)    F\* = A Fool's Gold Duck    K = A Golden Pair    R = Royal Duck (1<sup>st</sup> ball of innings)  
 \* a fool's gold duck is one in which the batsman survives their first ball, however is then dismissed runout without facing a further delivery. Russ Degnan was the first to coin this phrase, and as far as we know Fooley was the first to make one at YPCC back in 2001.

<b>6</b>	Van Beek, Tony	GSSB							
<b>4</b>	Betts, Adrian L	RGGB	Aldridge, William T	RG	Pillai, Manav	GGG			
	Bhosle, Medhansh	GGSB	Jones, Rufus J	FG	Bagi, Vinod	GB			
	Singh, Ankit	GB							
<b>3</b>	Proud, Blake E	FGS	Fulton - Grigg, Archie	GG	Jumpertz, Michael	GSB			
	Harris, Aiden	GB	Murphy, Xavier	SSB	Pai, Ramchandra	SS			
	Farooq, Umar	SB	West, Troy	BB	Corrigan, John R				
<b>2</b>	Warmington, Jarrod	GG	McKean, Patrick	GS	Bazaz, Arvind	GB			
	Mullan, Bede	G	Newing, Gus	G	Pearce, John G	G			
	Wilson, Ashton L	G	Allman, Liam	SS	Kumar, Ashwin G	SS			
	Adamson, Tyla	S	Allen, Jarrod	S	Bush, Vincent	S			
	Campbell, Ewan	S	Medell, Ashley	S	Thakur, Ashish	S			
	Eicher, Simon	B	Vaughan, Josh	B	Farrell, Tem				
	Le Sueur, Paul		Murphy, Jack T		Panozzo, Oliver				
	Ryan, Mark		Skate, Theodore		Srinivasan, Vivek				
	Talwar, Tarun								
<b>1</b>	McLeod, Jack	R	Bhosle, Shivraj	G	Dommety, Santosh K	G			
	Giacomo, Jack	G	Heddle, David	G	Hopcraft, Lachlan	G			
	Paevere, Ari	G	Parsons, Jude	G	Pearce, Hamish	G			
	Raper, Tobias	G	Skate, Andrew N	G	Ulhaq, Ammar	G			
	Ahmer, Zeeshan	S	Banova, Gregory V	S	Butt, Salman N	S			
	Coulson Wiegard, Henry	S	Murphy, Vincent	S	Pearce, Archie	S			
	Pemmaraju, Saicharan	S	Sinclair, Paul G	S	Banova, Gabriel D	B			
	Brown, Rik	B	Cooper, Alexander	B	Jacobs, Emile	B			
	Reddy, Mahendra	B	Ryan, Jay	B	Young, Tim J	B			
	Akella, Sree Raneesh		Aldridge, Joshua		Avraam, Alex				
	Bestha, Ramesh		Blackmore, Nicholas T		Boyle, Daniel				
	Fornito, David		Fortescue, Oliver		Kim-Anderson, En				
	Mawer, Kyle		Pemmaraju, Piyush P		Pfeffer, Jordan				
	Pizzey, David S		Raza, Syed		Silva, Denith K				
	Sinha, Harsh		Sinha, Sanjeev		Veeravalli, Sidhaarthaa S				
	Wahab, Abdul		Wandel, Ryan						

<u>1993-94</u>	<u>1994-95</u>	<u>1995-96</u>	<u>1996-97</u>	<u>1997-98</u>	<u>1998-99</u>	<u>1999-00</u>	<u>2000-01</u>	<u>2001-02</u>	<u>2002-03</u>
53	33	50	44	41	64	65	55	73	66
<u>2003-04</u>	<u>2004-05</u>	<u>2005-06</u>	<u>2006-07</u>	<u>2007-08</u>	<u>2008-09</u>	<u>2009-10</u>	<u>2010-11</u>	<u>2011-12</u>	<u>2012-13</u>
62	65	76	69	63	90	116	88	107	116
<u>2013-14</u>	<u>2014-15</u>	<u>2015-16</u>	<u>2016-17</u>	<u>2017-18</u>	<u>2018-19</u>	<u>2019-20</u>	<u>2020-21</u>	<u>2021-22</u>	<u>2022-23</u>
109	87	129	130	136	174	215	137	164	176

## **HOT PIES - MOST RUNS HIT OFF ONE OVER**

The bowlers in the Senior ranks copped a frightful hammering again at times this season. Faster outfielders (for the most part) and the introduction of the Dukes cricket ball that stayed rock hard for the entire innings, resulted in a record year for runs conceded by the bowlers. The 2021-23 season saw just one over go for over 20. This season there were nine overs going for 20 or more!

Up and comer Sree Raneesh Akella had a nightmare of a start to the season bowling the first over for YP of the season at South Yarra in round 2, one of only two games played by the club before round 5. He struggled to hit the pitch and stay behind the popping crease to concede 21 in an over littered with wides and no balls. That over remained the most expensive over for the season until Oliver Panozzo, who started his spell with two maidens, bowled his third over of the round 18 A Reserve match against Burnley CYMS and was hit for three sixes, a four and a single to concede 23 for the over and concede the most runs in an over for the season!

A couple of other "special" efforts need to be mentioned. Hamish Pearce in the round 10 A Grade match against Parkville District bowled the first over of the match and decided that a couple of bouncers were the way to go. One was a no ball and both disappeared over the fence to have Parkville 13 of one legal ball in their innings! A Grade captain Nick Demelis had the most expensive figures for the season of 9-0-0-89 against National with 4 of those overs going for 13 or more!

The C North 5<sup>th</sup> X1 team had the least number of overs go for 12 or more with it occurring fourteen times for the season whereas for the first X1 coped the most stick with a whopping 40 overs going for 12 or more, nine more than the team with the next most. Better luck next year guys.

<b>RUNS</b>	<b>BOWLER</b>	<b>OPPOSITION</b>	<b>RND</b>	<b>INNS</b>	<b>X1</b>
23	Oliver Panozzo	vs Burnley CYMS	18	1	Second
21	Nick Demelis	vs Royal Park Reds	21	1	First
21	Sree Raneesh Akella	vs South Yarra	2	1	Sixth
21	Gus Newing	vs Melbourne City	19	1	Eighth
20	Alex Avraam	vs Emerald Hill	16	1	First
20	Oliver Panozzo	vs South Yarra	9	1	Second
20	Oliver Panozzo	vs Melbourne Falcons	22	1	Second
20	Sai Pemmaraju	vs Footscray United	11	1	Fourth
20	Jude Parsons	vs Youlden Parkville Gold	21	1	Sixth
19	Nick Demelis	vs South Yarra	12	1	First
19	Oliver Panozzo	vs Melbourne Falcons	22	1	Second
19	Rajit Kapoor	vs Sunrise	19	1	Fourth
19	Andy Skate	vs Melbourne Cobras	20	1	Fourth
18	Nick Demelis	vs Flemington	8	1	First
18	Nick Demelis	vs National	11	1	First
18	Alex Avraam	vs South Yarra	12	1	First
18	Andrew Skate	vs Flemington Colts	19	1	Second
18	Hugh Almond	vs North Balwyn	6	1	Fourth
18	Emile Jacobs	vs Sunrise	16	1	Fourth
18	Finn Boyle	vs TTS	21	1	Fourth
18	Vinod Bagi	vs Flemington Colts	11	1	Fifth
18	Adam Tucker	vs Brunswick	15	1	Fifth
18	Denith Silva	vs Melbourne Falcons	16	1	Fifth
18	Jack Murphy	vs Youlden Parkville Gold	21	1	Sixth
18	Henry Coulson-Weigard	vs South Yarra	14	1	Eighth
18	Joe White	vs South Yarra	14	1	Eighth
18	Farhan UI Haq	vs Flemington Colts	11	1	Seventh
17	Ari Paevere	vs Parkville District	15	1	Second
17	Tarun Talwar	vs Melbourne Falcons	22	1	Second
17	Ashwin Kumar	vs MPSM	22	1	Third
17	Denith Silva	vs Indigos	12	1	Fifth
17	Joe White	vs Parkville District	12	1	Eighth
17	Manav Pillai	vs Melbourne Strikers	18	1	Seventh

# BEST SENIOR PARTNERSHIPS FOR EACH OF THE ELEVENS

\*Minimum 25 runs.

## OVER ALL ELEVENS

WICKET	P'SHIP	BATTERS	ELEVEN	ROUND	INN	OPPONENT
1	177	Mukund Sivakumar - Alex Avraam*	First	14	1	Indigos
2	112	Aneesh Tak - Vincent Bush*	Third	9	1	Emerald Hill
3	153	Gus Newing* - John Pearce	Eighth	21	1	Youlden Parkville Navy
4	112	Divyank Tiwari* - Vinay Srinivasan	Fifth	20	1	Flemington
5	174*	Gus Newing* - Harsh Sinha*	Sixth	11	1	Parkville District
6	79*	Honey Raut* - Jarrod Allen*	Fifth	21	1	Reds
7	64	Paul Sinclair - Matthew Perkins*	Eighth	13	1	Sacred Heart
8	74	Sanjeev Sinha* - Paul Le Sueur	Sixth	15	1	Flemington
9	69	Vincent Bush* - Sidhaarthaa Veeravalli	Second	19	1	Flemington Colts
10	57*	Santosh Dommety* - Andrew Phillips*	Third	22	1	Maribyrnong Park St Marys

## FIRST ELEVEN

WICKET	P'SHIP	BATTERS	ROUND	INN	OPPONENT
1	177	Mukund Sivakumar - Alex Avraam*	14	1	Indigos
2	45	Mukund Sivakumar* - Siddhant Godbole	11	1	National
3	130	Ashton Wilson* - Josh Vaughan	22	1	Indigos
4	74	Alex Avraam* - Hamish Pearce	16	1	Emerald Hill
5	95	Ashton Wilson - Hamish Pearce*	6	1	Royal Park Reds
6	66	Nicholas Demelis* - Blake Proud	20	1	Flemington
7	41	Hamish Pearce - Blake Proud*	8	1	Flemington
8		No partnerships of 25 runs or greater			
9		No partnerships of 25 runs or greater			
10		No partnerships of 25 runs or greater			

Note: The 1<sup>st</sup> wicket stand of 177 between Mukund Sivakumar and Alex Avraam bettered the previous record for the 1<sup>st</sup> wicket in the 1<sup>st</sup> XI of 145 between Doug Skate, Davin Biggs and Ben Coffey against McKinnon in Senior Division of the VTCA in the 2006-07 season.

## OTHER PARTNERSHIPS OF 50 RUNS AND OVER (1<sup>st</sup> XI)

WICKET	P'SHIP	BATTERS	ROUND	INN	OPPONENT
1	77	Mukund Sivakumar - Alex Avraam*	10	1	Parkville District
1	62	Mukund Sivakumar* - Hamish Pearce	13	1	National
1	54	Mukund Sivakumar* - Hamish Pearce	11	1	National
3	111	Ashton Wilson* - Josh Vaughan	19	1	Emerald Hill
3	81	Alex Avraam* - Ashton Wilson	16	1	Emerald Hill
4	72	Ashton Wilson - Tobias Raper*	13	1	National
5	50	Josh Vaughan* - Mukund Sivakumar	21	1	Royal Park Reds
6	65	Nicholas Demelis - Blake Proud*	19	1	Emerald Hill
6	55	Josh Vaughan - Siddhant Godbole*	21	1	Royal Park Reds

## SECOND ELEVEN

WICKET	P'SHIP	BATTERS	ROUND	INN	OPPONENT
1	77	Sibasish Rout* - Andrew Skate	12	1	South Yarra
2	81	Sibasish Rout - Tim Young*	15	1	Parkville District
3	62	Josh Vaughan* - Freddie Newing	12	1	South Yarra
4	45	Sibasish Rout - Angus Ross*	7	1	Parkville District
5	31	Andrew Skate* - Angus Ross	13	1	Melbourne City
6	40	Vincent Bush* - Jack Perkins	20	1	Sacred Heart
7	33	Vincent Bush - Arvind Bazaz*	20	1	Sacred Heart
8		No partnerships of 25 runs or greater			
9	69	Vincent Bush* - Sidhaarthaa Veeravalli	19	1	Flemington Colts
10	34	Derek Dewey* - Sidhaarthaa Veeravalli	16	1	Flemington Colts

**OTHER PARTNERSHIPS OF 50 RUNS AND OVER (2<sup>nd</sup> XI)**

WICKET	P'SHIP	BATTERS	ROUND	INN	OPPONENT
1	69	Sibasish Rout - Andrew Skate*	13	1	Melbourne City
1	54	Sibasish Rout* - Derek Dewey	9	1	South Yarra
2	54	Derek Dewey* - Angus Ross	8	1	Sacred Heart
3	57	Angus Ross* - Jack Perkins	9	1	South Yarra
3	52	Aneesh Tak* - Daniel Shepherd	10	1	Parkville District

**THIRD ELEVEN**

WICKET	P'SHIP	BATTERS	ROUND	INN	OPPONENT
1	70	Asheet Tak - Aneesh Tak*	19	1	Melbourne City
2	112	Aneesh Tak - Vincent Bush*	9	1	Emerald Hill
3	64	Santosh Dommety - Vincent Bush*	12	1	Emerald Hill
4	60	Piyush Pemmaraju* - Santosh Dommety	10	1	Reds
5	42	David Hedde - Ashley Medell*	14	1	Maribyrnong Park St Marys
6	62*	Angus Ross* - Archie Fulton-Grigg*	11	1	National
7	40*	Archie Fulton-Grigg* - Jarrod Warmington*	12	1	Emerald Hill
8	30	Eamon Pizzey* - Andrew Phillips	16	1	Melbourne City
9		No partnerships of 25 runs or greater			
10	57*	Santosh Dommety* - Andrew Phillips*	22	1	Maribyrnong Park St Marys

Note: The unbeaten 10<sup>th</sup> wicket stand of 57 between Santosh Dommety and Andrew Phillips bettered the previous record for the 10<sup>th</sup> wicket in the 3<sup>rd</sup> \* XI of 55 between Gavin Down and Anthony Steward against Spotswood in the 2006-07 season.

**OTHER PARTNERSHIPS OF 50 RUNS AND OVER (3<sup>rd</sup> XI)**

WICKET	P'SHIP	BATTERS	ROUND	INN	OPPONENT
1	66	Asheet Tak* - Aneesh Tak	SF	1	Reds
1	53	Asheet Tak - Angus Ross*	11	1	National
2	85	Angus Ross* - Vincent Bush	11	1	National
3	50	Vincent Bush - Tem Farrell*	SF	1	Reds
6	56	Asheet Tak* - Vinay Srinivasan	15	1	Reds

**FOURTH ELEVEN**

WICKET	P'SHIP	BATTERS	ROUND	INN	OPPONENT
1	143	William Aldridge* - Freddie Newing	9	1	Maribyrnong Park St Marys
2	31	Salman Butt* - David Fornito	21	1	Thornbury Turf Stokers
3	74*	David Fornito* - Tarun Talwar*	11	1	Footscray United
4	66	Adrian Betts - Ashley Medell*	6	1	North Balwyn
5	30	Daniel Shepherd* - Patrick McKean	7	1	Brunswick
6		No partnerships of 25 runs or greater			
7	32	Jarrod Allen* - Kyle Mawer	20	1	Melbourne Cobras
8	26	Jasper Paevere* - Kyle Mawer	10	1	Brunswick
9	46	Rajit Kapoor - Syed Raza*	14	1	Thornbury Turf Stokers
10	46*	Vincent Bush* - Rufus Jones*	6	1	North Balwyn

**OTHER PARTNERSHIPS OF 50 RUNS AND OVER (4<sup>th</sup> XI)**

WICKET	P'SHIP	BATTERS	ROUND	INN	OPPONENT
1	74	Vincent Bush - Andrew Skate*	20	1	Maribyrnong Park St Marys
3	63	Alex Avraam* - Tarun Talwar	10	1	Brunswick

## FIFTH ELEVEN

WICKET	P'SHIP	BATTERS	ROUND	INN	OPPONENT
1	126	David Pizzey* - Ryan Wandel	11	1	Flemington Colts
2	86	Ryan Wandel - William Aldridge*	22	1	Melbourne City
3	63*	David Pizzey* - Rod Aldridge*	11	1	Flemington Colts
4	112	Divyank Tiwari* - Vinay Srinivasan	20	1	Flemington
5	75	John Pearce* - Harprit Singh	6	1	Reds
6	79*	Honey Raut* - Jarrod Allen*	21	1	Reds
7	25	David Pizzey - Eamon Pizzey*	7	1	Brunswick
8	51	Honey Raut - Adam Tucker*	20	1	Flemington
9	46*	Xavier Murphy* - Joseph White*	19	1	Reds
10					

No partnerships of 25 runs or greater

Note: The 6<sup>th</sup> wicket stand of 79 between Honey Raut and Jarrod Allen bettered the previous record of 75 held by Peter Holt and Mino Peric also against the Reds in 2018-19 for the 5<sup>th</sup> X1.

The 9<sup>th</sup> wicket stand of 46 between Xavier Murphy and Joseph White bettered the previous record for the 9<sup>th</sup> wicket in the 5<sup>th</sup> X1 of 43 between Akshat Sehgal and Peter Grist against Toorak-Prahran in the 2015/16 season.

### OTHER PARTNERSHIPS OF 50 RUNS AND OVER (5th XI)

WICKET	P'SHIP	BATTERS	ROUND	INN	OPPONENT
1	89	David Pizzey - Ryan Wandel*	8	1	Flemington
2	71	Ryan Wandel - Rod Aldridge*	12	1	Indigos
2	65	David Pizzey - Piyush Pemmaraju - Rod Aldridge*	13	1	Flemington Colts
3	55	Ryan Wandel* - John Pearce	14	1	Melbourne City
4	70	Piyush Pemmaraju - Blake Proud*	17	1	Melbourne City

## SIXTH ELEVEN

WICKET	P'SHIP	BATTERS	ROUND	INN	OPPONENT
1	85	Vincent Murphy* - John Corrigan	19	1	South Yarra
2	83	Vincent Murphy - Aiden Harris*	10	1	Flemington
3	104	Vincent Murphy - Jack Murphy*	17	1	Melbourne City
4	48	Jack Murphy - Aiden Harris*	17	1	Melbourne City
5	174*	Gus Newing* - Harsh Sinha*	11	1	Parkville District
6	32	John Corrigan - Lachlan Hopcraft*	22	1	Melbourne City
7	45	Umar Farooq - Sanjeev Sinha*	15	1	Flemington
8	74	Sanjeev Sinha* - Paul Le Sueur	15	1	Flemington
10	49	Matthew Harris* - Sanjeev Sinha	14	1	Melbourne City

No partnerships of 25 runs or greater

Note: The unbeaten 5<sup>th</sup> wicket stand of 174 between Gus Newing and Harsh Sinha bettered both the previous records for the 5<sup>th</sup> wicket in the 6<sup>th</sup> X1 of 116 between Tarun Talwar and Ankit Singh against Sacred Heart in the 2019/20 season and the 5<sup>th</sup> wicket record for all X1's of 168 between Andrew Skate and Nick Demelis against Bentleigh in the 2<sup>nd</sup> X1 in the 2015/16 season.

The 10<sup>th</sup> wicket stand of 49 between Matthew Harris and Sanjeev Sinha bettered the previous record for the 10<sup>th</sup> wicket in the 6<sup>th</sup> X1 of 45 between Matthew Perkins and Anthony Steward against East Malvern Tooronga in 2018/19 season.

### OTHER PARTNERSHIPS OF 50 RUNS AND OVER (6th XI)

WICKET	P'SHIP	BATTERS	ROUND	INN	OPPONENT
2	73	Vincent Murphy - Jack Murphy*	12	1	Sacred Heart
2	53	Vincent Murphy* - Troy West	6	1	Youlden Parkville Gold
3	92	Harsh Sinha - Troy West*	9	1	Sacred Heart
7	55	Lachlan Hopcraft* - Archie Pearce	9	1	Sacred Heart

## SEVENTH ELEVEN

WICKET	P'SHIP	BATTERS	ROUND	INN	OPPONENT
1	69	Ashish Thakur* - Ramchandra Pai	9	1	Thornbury Turf Stokers
2	46	Anuj Sharma* - Liam Allman	21	1	Edinburgh
3	62*	Tony Van Beek* - Theodore Skate*	10	1	Racing Rugby Melbourne
4	41	Ramchandra Pai - Harsh Sinha*	6	1	Melbourne Strikers
5	75	Jordan Pfeffer* - Mark Ryan	11	1	Flemington Colts
6	72	Liam Allman - Mark Ryan*	15	1	Racing Rugby Melbourne
7	40	Vinod Bagi* - Mahendra Reddy	18	1	Melbourne Strikers
8	60*	Mahendra Reddy* - Shivraj Bhosle*	7	1	Racing Rugby Melbourne
9	51	Jay Ryan* - Mark Ryan	14	1	Edinburgh
10		No partnerships of 25 runs or greater			

Note: The 5<sup>th</sup> wicket stand of 75 between Jordan Pfeffer and Mark Ryan bettered the previous record for the 5<sup>th</sup> wicket in the 7<sup>th</sup> XI of 63 between Shaun Newing and Peter Holt against Burnley CYMS in the 2019/20 season.

The 6<sup>th</sup> wicket stand of 72 between Liam Allman and Mark Ryan bettered the previous record for the 6<sup>th</sup> wicket in the 7<sup>th</sup> XI of 52 between Shaun Newing and Rod Aldridge against Thornbury Turf Stokers in the 2019/20 season.

The 7<sup>th</sup> wicket stand of 40 between Vinod Bagi and Mahendra Reddy bettered the previous record for the 7<sup>th</sup> wicket in the 7<sup>th</sup> XI of 31 between Greg Banova and Lachlan Hopcraft against South Yarra in the 2020/21 season.

The unbeaten 8<sup>th</sup> wicket stand of 60 between Mahendra Reddy and Shivraj Bhosle bettered the previous record for the 8<sup>th</sup> wicket in the 7<sup>th</sup> XI of 46 between Gaurav Arora and Peter Holt against Canterbury in the 2020/21 season.

The 9<sup>th</sup> wicket stand of 51 between Jay and Mark Ryan bettered the previous record for the 9<sup>th</sup> wicket in the 7<sup>th</sup> XI of 41 between Rod Aldridge and Mark Ryan against Melbourne Ramblers in the semi final of the 2019/20 season..

### OTHER PARTNERSHIPS OF 50 RUNS AND OVER (7th XI)

WICKET	P'SHIP	BATTERS	ROUND	INN	OPPONENT
1	52	Jack McLeod - Anuj Sharma*	19	2	Reds
3	61	Jack McLeod - Liam Allman*	20	1	Brunswick

## EIGHTH ELEVEN

WICKET	P'SHIP	BATTERS	ROUND	INN	OPPONENT
1	42	Gus Newing* - Gaurav Arora	22	1	South Yarra
2	68	Theodore Skate - Paul Sinclair*	15	1	Emerald Hill
3	153	Gus Newing* - John Pearce	21	1	Youlden Parkville Navy
4	33	Zeeshan Ahmer* - Paul Sinclair	7	1	Emerald Hill
5	108	Oliver Fortescue - Zeeshan Ahmer* - Rik Brown*	16	1	Melbourne City
6	62	Zeeshan Ahmer* - Oliver Fortescue	14	1	South Yarra
7	64	Paul Sinclair - Matthew Perkins*	13	1	Sacred Heart
8	43	Nicholas Blackmore* - Mark Ryan	11	1	Sacred Heart
9		No partnerships of 25 runs or greater			
10		No partnerships of 25 runs or greater			

Note: Seeing as those this is the first season we have fielded an 8<sup>th</sup> "Men's" team all of the above partnerships are a record for the team.

### OTHER PARTNERSHIPS OF 50 RUNS AND OVER (8th XI)

WICKET	P'SHIP	BATTERS	ROUND	INN	OPPONENT
3	73	Joseph White - Paul Sinclair*	11	1	Sacred Heart
3	62	Abdul Wahab* - Robert Clancy	9	1	Parkville District
5	62	Robert Clancy* - Jordan Pfeffer	6	1	Youlden Parkville Navy



# **BEST SENIOR BATTING PARTNERSHIPS FOR EACH WICKET**

## **OVER ALL ELEVEN**

318	1st	DS Pizzey (161*) / JJ Perkins (159)	Vs. Flemington	MCA C North	4th Eleven	2019/20
173*	2nd	JD Cofield (101*) / IJ Robertson (56*)	Vs. Reds	MCA C Grade	4th Eleven	2008/09
244	3rd	W Madden (71*) / SB Crimmins (140)	Vs. Burnley CYMS	MCA B Grade	3rd Eleven	2018/19
219	4th	AM Brodie (202*) / DG Wright (69)	Vs. Highett	Senior A1	1st Eleven	2002/03
174	5th	G Newing (97*) / H Sinha (51*)	Vs. Parkville District	MCA D Grade	6th Eleven	2022/23
134	6th	TE Archbold (163) / MB Walshe (36)	Vs. Seddon	North C1	3rd Eleven	2002/03
138*	7th	TE Archbold (86*) / DJ Shirley (75*)	Vs. Spotswood	Senior A2	2nd Eleven	2002/03
126	8th	JE Moran (91) / AR Paulett (41)	Vs. Keilor	Senior Div.	1st Eleven	2003/04
110*	9th	KR Spargo (80) / AJ Steward (29)	Vs. Altona North	North B	2nd Eleven	1993/94
107	10th	SD Vance (38*) / MA Stringer (62)	Vs. Sunshine Druids	Snr Cntrl 2nds	2nd Eleven	2008/09

## **FIRST ELEVEN**

177	1st	M Sivakumar (84) / A Avraam (107*)	Vs. Indigos	MCA A Grade		2022/23
151	2nd	JG Pearce (72) / SJ Womersley (87)	Vs. Highett	Senior A1		1997/98
185*	3rd	Y Iqbal (104*) / JS Godrich (76*)	Vs. Powerhouse	MCA A Grade		2014/15
219	4th	AM Brodie (202*) / DG Wright (69)	Vs. Highett	Senior A1		2002/03
167*	5th	SG Moloney (107) / CT Smith (55)	Vs. Flemington Kensington	North A		1986/87
116	6th	W Mott (58) / J McCartney (68)	Vs. Monash University	MCA A Grade		2016/17
99	7th	MG Malatt (29) / SG Moloney (94)	Vs. Flemington Kensington	North A1		1994/95
126	8th	JE Moran (91) / AR Paulett (41)	Vs. Keilor	Senior Div		2003/04
70	9th	PT Wayman (41) / TD Woolcock (26)	Vs. Newport East	North A		1978/79#
82	10th	JE Moran (81) / KJ Rodgers (22*)	Vs. Old Essendon Grammar	Senior Div		2003/04

## **SECOND ELEVEN**

167	1st	LA La Fontaine (103) / IJ Robertson (54)	Vs. Sunshine Druids	Snr Cntrl 2nds		2007/08
153	2nd	DP Biggs (99) / DS Baker (64)	Vs. Chelsea	Senior 2nds		2003/04
176*	3rd	JV Harrington (62*) / JD Cofield (112*)	Vs. Nth Caulfield/Glenhuntly	Senior A2		2002/03
192	4th	SB Crimmins (178) / IR Gilbert (72)	Vs. Hoppers Crossing	Senior A2		2002/03#
168	5th	AN Skate (83) / N Demelis (126)	Vs. Bentleigh	MCA A Res		2015/16
92	6th	JG Pearce (50) / KJ Rodgers (44)	Vs. South Caulfield	Senior 2nds		2003/04
138*	7th	TE Archbold (86*) / DJ Shirley (75*)	Vs. Spotswood	Senior A2		2002/03
84	8th	C. Kent (40) / AH Phillips (74*)	Vs. Coles Sharks	MCA A Res		2014/15§
110*	9th	KR Spargo (80) / AJ Steward (29)	Vs. Altona North	North B		1993/94
107	10th	SD Vance (38*) / MA Stringer (62)	Vs. Sunshine Druids	Snr Cntrl 2nds		2008/09

### **THIRD ELEVEN**

157	1st	DJ Skate (102) / A. Avraam (65)	Vs. Reds	MCA B Grade	2017/18^
164	2nd	M Porter (67*) / DJ Skate (97)	Vs. Sacred Heart	MCA C Grade	2019/20
244	3rd	SB Crimmins (140) / W Madden (71*)	Vs. Burnley CYMA	MCA B Grade	2018/19
168	4th	DG Wooles (144) / BJ Wild (95)	Vs. Spotswood	North C1	1999/00§
130	5th	M Grose (141*) / S Ali (53)	Vs. Ashwood	MCA B Grade	2018/19
134	6th	TE Archbold (163) / MB Walshe (36)	Vs. Seddon	North C1	2002/03
129	7th	IK Kalubovila (100*) / AJ Steward (33)	Vs. Flemington	North C2	2006/07
111*	8th	J. Rubio (36) / RR Gratton (61)	Vs. Royal Park Brunswick	North C	1983/84
65	9th	JR Marriott (35) / SR Zelez (12)	Vs. Hoppers Crossing	North C2	2006/07
57*	10th	S Dommety (41*) / AH Phillips (24*)	Vs. Maribyrnong Pk St Marys	MCA B Grade	2022/23

### **FOURTH ELEVEN**

318	1st	DS Pizzey (161*) / JJ Perkins (159)	Vs. Flemington	MCA C North	2019/20
173*	2nd	JD Cofield (101*) / IJ Robertson (56*)	Vs. Reds	MCA C Grade	2008/09
128	3rd	DJ Haines (42) / BJJ O'Reilly (76)	Vs. Flemington	North C2	2003/04
178	4th	RD Clancy (110) / JG Pearce (92)	Vs. Reds	MCA C Grade	2008/09
149	5th	PG Sinclair (77) / MJ Perkins (73)	Vs. East Malvern Tooronga	MCA C Grade	2012/13
109	6th	S Newing (57) / RJ Phelps (51)	Vs. Carnegie	MCA D Grade	2013/14
100*	7th	RJ Phelps (71*) / JJ Perkins (20*)	Vs. Old Camberwell Gram	MCA C Grade	2016/17
74	8th	G Arnold (45*) / MJ Merrigan (31)	Vs. Sacred Heart	MCA D Grade	2012/13
63	9th	SQ Reza Ali (23) / PA Bernays (20)	Vs. Parkville District	North C2	2003/04
56	10th	JG Pearce (46*) / M Ragavan (24)	Vs. Parkville District	MCA C North	2020/21

### **FIFTH ELEVEN**

161	1st	J Corrigan (70) / M Sagoe-Crentsil (80)	Vs. South Yarra	MCA D Sun Grade	2015/16
114	2nd	RJ Phelps (57) / LA La Fontaine (56)	Vs. South Yarra	MCA D Sun Grade	2015/16
112	3rd	V Murphy (47) / DS Pizzey (72)	Vs. Carnegie	MCA D Grade	2016/17
114	4th	KD Silva (134) / J Douglas (22)	Vs. South Yarra	MCA D Sun Grade	2015/16
147*	5th	DS Pizzey (165*) / E Pizzey (14*)	Vs. Power House	MCA D Grade	2016/17
79*	6th	H Raut (39*) / J Allen (28*)	Vs. Reds	MCA C North	2022/23
69	7th	V Bush (61) / M Ragavan (37)	Vs. Maccabi Ajax	MCA C Sun Grade	2021/22
67*	8th	S Paleri (47*) / A Chapman (24*)	Vs. Sacred Heart	MCA D Grade	2016/17
46*	9th	X Murphy (44*) / J White (13*)	Vs. Reds	MCA C North	2022/23
43	10th	RJ Jones (35*) / A Sharma (3)	Vs. Thornbury Turf Stokers	MCA C Sun Grade	2021/22

## SIXTH ELEVEN

117*	1st	R Aldridge (42*) / WT Aldridge (43*) / MJ Perkins (21*)	Vs. Flemington	MCA D Grade	2021/22
103	2nd	V Murphy (35) / MJ Perkins (57*)	Vs. Parkville District	MCA D Grade	2021/22
144	3rd	A Singh (88) / D Silva (91)	Vs. Burnley CYMS	MCA D Sun Grade	2019/20
124	4th	KD Silva (96) / S Paleri (90)	Vs. Carnegie	MCA D Sun Grade	2017/18
174	5th	G Newing (97*) / H Sinha (51*)	Vs. Parkville District	MCA D Grade	2022/23
91	6th	S McKean (72) / N Sridhar (26)	Vs. Brunswick	MCA D Grade	2020/21
50	7th	M Reddy (36) / F Shaik (23)	Vs. Canterbury	MCA D Sun Grade	2018/19
93	8th	V Murphy (47) / M Ryan (51)	Vs. Reds	MCA D Grade	2020/21
63	9th	S Paleri (91*) / S Nandury (28)	Vs. Thornbury Turf Stokers	MCA D Sun Grade	2017/18
45	10th	M Harris (23*) / S Sinha (21)	Vs. Melbourne City	MCA D Grade	2022/23

## SEVENTH ELEVEN

75	1st	R Aldridge (29) / W Aldridge (53)	Vs. Melbourne City	MCA D Sun Grade	2020/21
116	2nd	W Aldridge (35) / S McKean (77)	Vs. Reds	MCA D Sun Grade	2020/21
64	3rd	S McKean (43) / Daniel Shepherd (22)	Vs. Edinburgh	MCA D Sun Grade	2020/21
100*	4th	R Aldridge (80*) / J Sadler (36*) / J Watson (6*)	Vs. Carnegie	MCA D Sun Grade	2019/20
75	5th	J Pfeffer (61*) / M Ryan (33)	Vs. Flemington Colts	MCA D Sun Grade	2022/23
72	6th	L Allman (67) / M Ryan (16)	Vs. Racing Rugby Melbourne	MCA D Sun Grade	2022/23
40	7th	V Bagi (32) / M Reddy (20)	Vs. Melbourne Strikers	MCA D Sun Grade	2022/23
60*	8th	M Reddy (29*) / S Bhosle (23*)	Vs. Racing Rugby Melbourne	MCA D Sun Grade	2022/23
51	9th	J Ryan (38*) / M Ryan (15)	Vs. Edinburgh	MCA D Sun Grade	2022/23
25	10th	T West (13*) / S Sinha (12)	Vs. Edinburgh	MCA D Sun Grade	2021/22

## EIGHTH ELEVEN

42	1st	G Newing (6) / G Arora (29)	Vs. South Yarra	MCA D Grade	2022/23
68	2nd	T Skate (35) / PG Sinclair (29)	Vs. Emerald Hill	MCA D Grade	2022/23
153	3rd	G Newing (57*) / JG Pearce (99)	Vs. Youlden Parkville Navy	MCA D Grade	2022/23
33	4th	Z Ahmer (41) / PG Sinclair (16)	Vs. Emerald Hill	MCA D Grade	2022/23
108	5th	O Fortescue (54) / Z Ahmer (40*) / R Brown (23*)	Vs. Melbourne City	MCA D Grade	2022/23
62	6th	Z Ahmer (57*) / O Fortescue (24)	Vs. South Yarra	MCA D Grade	2022/23
64	7th	PG Sinclair (68) / MJ Perkins (42*)	Vs. Sacred Heart	MCA D Grade	2022/23
43	8th	N Blackmore (23) / M Ryan (32)	Vs. Sacred Heart	MCA D Grade	2022/23
23	9th	N Blackmore (23) / A Pearce (6)	Vs. Edinburgh	MCA D Grade	2022/23
22*	10th	M Reddy (18*) / R Bestha (7*)	Vs. South Yarra	MCA D Grade	2022/23

## OTHER PARTNERSHIPS OF 100 AND OVER

170*	1st	BP Maplestone (101*) / G. Whitson (45*)	Vs. Aberfeldie Park	North E	4th Eleven	1998/99
161	1st	JD Cofield (110) / SA Jones (42)	Vs. Flemington	North D1	4th Eleven	2006/07
156*	1st	S Rout (60*) / DJ Dewey (72*)	Vs. Powerhouse	MCA A Reserve	2nd Eleven	2021/22
148*	1st	S Rout (53*) / AJ Ross (74*)	Vs. South Yarra	MCA A Reserve	2nd Eleven	2020/21
145	1 <sup>st</sup>	DJ Skate (63) / DP Biggs (50) / BA Coffey (28)	Vs. McKinnon	Senior Div	1st Eleven	2006/07
141	1st	D. Heddle (71) / J Murtagh (84*)	Vs. Flemington Colts	MCA A Grade	1st Eleven	2017/18
143	1st	WT Aldridge (53*) / F Newing (79)	Vs. Maribyrnong Park St Marys	MCA B Sunday	4th Eleven	2022/23
141	1st	JG Pearce (49) / M Grose (83)	Vs. Indigos	MCA B Grade	3rd Eleven	2018/19
137	1st	IJ Robertson (112*) / W Mwayenga (67)	Vs. Carnegie	MCA C Grade	4th Eleven	2008/09
136	1st	E. Muscella (59) / ID Graham (54)	Vs. Old Paradians	North C	3rd Eleven	1983/84
136	1st	DJ Dewey (82) / AJ Steward (73)	Vs. Carnegie	MCA C Grade	3rd Eleven	2009/10
135	1st	W Daniell (74) / G Diciero (50)	Vs. Indigos	MCA A Reserve	2nd Eleven	2014/15
131	1st	SPB Ovenden (99) / DJ Haines (46)	Vs. Royal Park / Brunswick	North C2	4th Eleven	2003/04
130	1st	MC Trotter (52) / AF Focken (86)	Vs. Altona North	Senior A2	2nd Eleven	1997/98
127	1st	G. Gamble (56) / JD Cofield (67)	Vs. Ajax	North D	3rd Eleven	1991/92
126	1st	JE Moran (106) / DP Biggs (36)	Vs. Glenroy Amateurs	Senior A1	1st Eleven	2002/03
126	1st	DS Pizzey (110*) / R Wandel (48)	Vs. Flemington Colts	MCA C North	5th Eleven	2022/23
125	1st	TJ Young (64) / L Mitchell (67)	Vs. Royal Park / Brunswick	VTCA T20	T20 Eleven	2013/14
122	1st	SA Jones (45) / PJ Carroll (122*)	Vs. Seddon	North C2	4th Eleven	2002/03
122	1st	SB Crimmins (66) / PG Sinclair (52)	Vs. Glenroy Amateurs	Senior A1	1st Eleven	2001/02
117	1st	DJ Haines (39) / DA Lane (88)	Vs. Spotswood	North C1	3rd Eleven	2000/01
117*	1st	R Aldridge (42*)/WT Aldridge (43*)/MJ Perkins (21*)	Vs. Flemington	MCA D Grade	6th Eleven	2020/21
117	1st	AJ Steward (53) / MJ Perkins (90)	Vs. Monash University	MCA D Grade	4th Eleven	2015/16
115	1st	R. Jones (64) / PT Wayman (46)	Vs. St. Bernards	North A	1st Eleven	1981/82
114	1st	JG Pearce (66*) / DS Pizzey (41)	Vs. Sacred Heart	MCA C Grade	3rd Eleven	2014/15
113	1st	RE Chapman (40) / JP Iverson (52)	Vs. Spotswood	North D	3rd Eleven	1989/90
111	1st	SJ Womersley (68) / BA Coffey (40)	Vs. Glenroy	North A	1st Eleven	1993/94
110	1st	AR Hodder (48) / DP Biggs (75)	Vs. Parkville District	North A2	2nd Eleven	1995/96
110	1st	J. Davies (47) / RR Gratton (54)	Vs. Werribee	North D	3rd Eleven	1979/80
109	1st	DP Biggs (46) / DJ Skate (64)	Vs. Chelsea	Senior Div	1st Eleven	2005/06
107	1st	AF Focken (38) / IJ Robertson (57)	Vs. Parkville District	North C	3rd Eleven	1998/99
107	1st	JE Moran (94) / AR Paulett (34)	Vs. Highett	Senior A1	1st Eleven	1999/00
107	1st	IJ Robertson (69)/ RM Dwyer (19)	Vs. Melbourne City	MCA C Grade	3rd Eleven	2012/13
106	1st	G. Gamble (24) / P. Bragagnolo (64)	Vs. State Bank	North B	2nd Eleven	1989/90
106	1st	GA Anderson (27) / DP Biggs (72)	Vs. Keilor	North A2	2nd Eleven	1994/95
105	1st	D. Moloney (70) / JH Ryan (29)	Vs. Newport East	North C	3rd Eleven	1992/93
105	1st	D. Heddle (68) / E Miller (69)	Vs. Monash University	MCA A Grade	1st Eleven	2016/17
103	1st	DJ Skate (62) / AJ Ross (55)	Vs. Carnegie	MCA C Grade	3rd Eleven	2019/20
103	1st	KE Sutherland (64) / RL Marks (54)	Vs. Williamstown CYMS	Senior Div	1st Eleven	2009/10
103	1st	MJ Perkins (50*) / JG Pearce (76)	Vs. Burnley CYMS	MCA D Grade	4th Eleven	2013/14
103	1st	CM Brown (56) / AR Paulett (66)	Vs. Royal Park / Brunswick	Senior A2	2nd Eleven	1996/97
102	1st	AJ Steward (65) / DJ Dewey (52)	Vs. Parkville District	MCA C Grade	3rd Eleven	2009/10
101	1st	DJ Dewey (43) / AJ Steward (47)	Vs. Parkville District	MCA C Grade	3rd Eleven	2009/10
101	1st	GH Perraton (54) / S. Hibbert (45)	Vs. La Trobe University	North A	1st Eleven	1984/85
101	1st	M Rush (59) / T Patterson (51)	Vs. Barnawartha North	MCA D Grade	4th Eleven	2012/13

163	2nd	JT Altus (105) / RG Degnan (60)	Vs. Old Paradians	North C2	4th Eleven	2002/03
160	2nd	PT Sinclair (97) / G. Gamble (53)	Vs. Flemington Kensington	North D	3rd Eleven	1991/92#
154	2nd	GP Smith (42) / BJJ O'Reilly (103)	Vs. Old Essendon Grammar	North C	3rd Eleven	1994/95
151	2nd	DG Wooles (74) / BJ Wild (90)	Vs. Sunshine YCW	North C1	3rd Eleven	1999/00
146	2nd	D Heddle (60) / TR Watson (75)	Vs. Power House	MCA A Reserve	2nd Eleven	2016/17
151	2nd	DA Blake (82) / DA Lane (69)	Vs. Seddon	North C1	3rd Eleven	2000/01
143	2nd	J McCartney (71) / Y Iqbal (79)	Vs. Carnegie	MCA A Grade	1st Eleven	2014/15
138	2nd	IJ Robertson (94) / OB Jones (64)	Vs. Maccabi Ajax	MCA C Grade	3rd Eleven	2011/12
127	2nd	BT Usher (40) / P. Bragagnolo (84)	Vs. Newport East	North B	2nd Eleven	1989/90
127	2nd	E Smith (88) / E Miller (62)	Vs. Monash Uni	MCA A Grade	1st Eleven	2015/16
123	2nd	AN Skate (79) / RL Marks (61)	Vs. Melbourne High School Old Boys	South Div	1st Eleven	2010/11
123	2nd	G Diccero (72) / AN Skate (57*)	Vs. Parkville Districts	MCA A Reserve	2nd Eleven	2016/17
119	2nd	JG Pearce (76) / TR Watson (79)	Vs. Ashwood	MCA B Grade	3rd Eleven	2018/19
118	2nd	PG Sinclair (63) / SJ Womersley (69*)	Vs. Watsonia	Senior A1	1st Eleven	1996/97
118	2nd	ID Graham (70) / LJ Aylward (46)	Vs. La Trobe University	North B	2nd Eleven	1980/81
117	2nd	DJ Skate (84) / JG Pearce (26*)	Vs. Melbourne Falcons	MCA B Grade	3rd Eleven	2017/18
117	2nd	A Avraam (86) / TR Watson (49)	Vs. Royal Park Reds	MCA A Reserve	2nd Eleven	2018/19
115	2nd	TJ Collits (59) / LJ Clancy (47)	Vs. Ajax	North D	3rd Eleven	1987/88
114	2nd	W Daniell (180*) / PG Sinclair (28)	Vs. Burnley CYMS	MCA D Grade	4th Eleven	2014/15
114	2nd	RJ Phelps (57) / LA La Fontaine (56)	Vs. South Yarra	MCA D Grade	5th Eleven	2015/16
113	2nd	M Grose (54) / R Parker (80)	Vs. Powerhouse	MCA C Grade	3rd Eleven	2019/20
113	2nd	AJ Sharrock (46) / AF Morrison (108*)	Vs. Newport East	Senior A2	2nd Eleven	1997/98
112	2nd	A Tak (58) / V Bush (61)	Vs. Emerald Hill	MCA B Grade	3rd Eleven	2022/23
110	2nd	BJJ O'Reilly (86) / J Challis (40)	Vs. State Bank	North A	1st Eleven	1987/88
110	2nd	DM Gallagher (82) / DL Callinan (56)	Vs. Reds	MCA D Grade	4th Eleven	2009/10
108	2nd	CJ Markwell (69) / D Vaughan (75)	Vs. Sacred Heart	MCA D Grade	5th Eleven	2017/18
105	2nd	ID Graham (48) / B. Fry (60)	Vs. Werribee	North B	2nd Eleven	1981/82
105	2nd	GH Perraton (50) / CW Hudson (45)	Vs. La Trobe University	North B	2nd Eleven	1985/86
105	2nd	D Heddle (57) / E Smith (59*)	Vs. Burnley CYMS	MCA A Grade	1st Eleven	2015/16
103	2nd	V Murphy (35) / MJ Perkins (57*)	Vs. Parkville District	MCA D Grade	6th Eleven	2021/22
100	2nd	DP Biggs (47) / DG Wright (68)	Vs. Mentone	Senior Div	1st Eleven	2004/05
100	2nd	ZA Cameron (44) / DJ Tettman (55)	Vs. Williamstown CYMS	Senior 2nds	2nd Eleven	2009/10
100	2nd	A Avraam (47) / SB Crimmins (60)	Vs. Sacred Heart	MCA B Grade	3rd Eleven	2016/17
179	3rd	PG Sinclair (102) / SJ Womersley (107*)	Vs. Old Essendon Grammarians	Senior A1	1st Eleven	1996/97
150	3rd	M Porter (72) / DJ Skate (89)	Vs. Indigos	MCA A Reserve	2nd Eleven	2018/19
148	3rd	Y Iqbal (161) / JS Godrich (65)	Vs. Parkville Districts	MCA A Grade	1st Eleven	2014/15
147	3rd	JD Cofield (100*) / PJ Hodgson (70)	Vs. Old Paradians	North C1	3rd Eleven	2001/02
133	3rd	GB Hotton (38) / PA Dudderidge (86)	Vs. Glenroy Amateurs	North A	1st Eleven	1992/93
132	3rd	B. Fry (44) / GH Perraton (86)	Vs. Old Essendon Grammarians	North A	1st Eleven	1978/79
130	3rd	AL Wilson (120*) / J Vaughan (59)	Vs. Indigos	MCA A Grade	1st Eleven	2022/23
128	3rd	DA Clements (120) / DP Biggs (59)	Vs. Seddon	Senior A2	2nd Eleven	2000/01
123	3rd	PF Staindl (67) / LJ Clancy (51)	Vs. Royal Park Brunswick	North D	3rd Eleven	1985/86
123	3rd	AR Paulett (70) / W. Mwayenga (78)	Vs. Tullamarine	North Div	1st Eleven	2011/12
122	3rd	DJ Shirley (73) / IJ Robertson (54)	Vs. Old Essendon Grammarians	North C2	3rd Eleven	2003/04
122	3rd	J Sadler (51) / DS Pizzey (82)	Vs. Gunbower United	MCA C Grade	4th Eleven	2018/19
121	3rd	AM Brodie (68) / BJ Wild (62)	Vs. Seddon	Senior A2	2nd Eleven	2001/02
120	3rd	JJ Perkins (102) / GD Banova (31)	Vs. South Yarra	MCA C Grade	4th Eleven	2018/19

119	3rd	GH Moloney (74) / C. Macrae (45)	Vs. Highett	Senior Div	1st Eleven	1973/74
118	3rd	AM Brodie (79) / AJ Fowler (74*)	Vs. Melbourne High School Old Boys	Snr Central	2nd Eleven	2005/06
117*	3rd	Y Iqbal (77*) / JS Godrich (51*)	Vs. South Yarra	MCA A Grade	1st Eleven	2014/15
117	3rd	E Miller (33) / Y Iqbal (89)	Vs. South Yarra	MCA A Grade	1st Eleven	2014/15
113	3rd	GH Perraton (66) / B. Fry (40)	Vs. Old Paradians	North A	1st Eleven	1978/79
111	3rd	AL Wilson (71) / J Vaughan (51)	Vs. Emerald Hill	MCA A Grade	1st Eleven	2022/23
110	3rd	DP Biggs (78) / AM Brodie (72)	Vs. Royal Park Brunswick	Senior A1	1st Eleven	2002/03
109	3rd	SJ Johnson (54*) / RL Marks (56)	Vs. Royal Park Brunswick	North	1st Eleven	2012/13
107	3rd	D Heddle (43*) / S Rana (67)	Vs. Yarra United	MCA A Grade	1st Eleven	2019/20
107	3rd	L. Tennant (35) / X. Tanner (66)	Vs. Royal Park Brunswick	North A	1st Eleven	1983/84
106	3rd	L Mitchell (167*) / J Lane (26)	Vs. Seddon	North A2	2nd Eleven	2013/14
106	3rd	M Porter (65) / DJ Skate (71)	Vs. Indigos	MCA A Reserve	2nd Eleven	2018/19
104	3rd	V Murphy (55) / J Murphy (53)	Vs. Melbourne City	MCA D Grade	6th Eleven	2022/23
103	3rd	A Sriram (66*) / O Panozzo (49)	Vs. Flemington	MCA C North	4th Eleven	2019/20
103	3rd	SJ Womersley (60) / JA Henry (52)	Vs. Beaumaris	Senior A1	1st Eleven	1997/98
102	3rd	MD Hotton (45) / MJ McIntosh (57)	Vs. Williamstown CYMS	Senior Div	1st Eleven	2009/10
101	3rd	PJ O'Dwyer (57) / AR Hodder (38)	Vs. Strathmore	North A2	2nd Eleven	1994/95
101	3rd	TJ Young (52) / L Mitchell (55)	Vs. Sunshine Druids	North A1	1st Eleven	2013/14
100	3rd	GP Wriedt (58) / PA Dudderidge (28)	Vs. Hoppers Crossing	North A	1st Eleven	1992/93
100	3rd	GH Moloney (84) / TD Woolcock (16)	Vs. Frankston	Senior Div	1st Eleven	1973/74
100	3rd	Y Iqbal (130) / C Courtney (45)	Vs. Burnley CYMS	MCA A Grade	1st Eleven	2014/15#
100	3rd	D Heddle (89) / W Madden (67)	Vs. Sacred Heart	MCA A Grade	1st Eleven	2018/19
156	4th	TJ Young (114) / B Matthews (79*)	Vs. St Andrews	North A1	1st Eleven	2013/14
145	4th	SB Crimmins (74) / IR Gilbert (101*)	Vs. Sunshine United	Senior A2	2nd Eleven	2002/03§
137	4th	J. Farrell (56) / AJ Sharrock (69)	Vs. Hoppers Crossing	North A1	1st Eleven	1995/96§
136	4th	SJ Chappell (64) / A Langmaid (89)	Vs. Seddon	North C2	3rd Eleven	2007/08
135	4th	KP Steinmuller (117) / GC Down (29)	Vs. Yarraville Club	North C2	4th Eleven	2002/03
135	4th	S Godbole (116) / D Heddle (40)	Vs. National	MCA A Grade	1st Eleven	2020/21
134	4th	G Coverdale (52) / T Kabier (87)	Vs. National	MCA A Grade	1st Eleven	2021/22
133	4th	AJ Sharrock (49) / BJJ O'Reilly (69)	Vs. Flemington Kensington	North A2	2nd Eleven	1995/96
129	4th	CA Hutton (65) / DA Harris (63)	Vs. Old Paradians	North E	4th Eleven	1998/99
122	4th	J. Rubio (37) / G. Scott (81)	Vs. North Carlton	North D	3rd Eleven	1979/80
120	4th	PJ O'Dwyer (71) / MC Trotter (63)	Vs. Aberfeldie	North B1	3rd Eleven	1996/97
118	4th	L Mitchell (167*) / G Arnold (23)	Vs. Seddon	North A2	2nd Eleven	2013/14
118	4th	S Godbole (76) / D Heddle (47)	Vs. Sacred Heart	MCA A Grade	1st Eleven	2020/21
117	4th	T Talwar (57) / KDK Silva (71*)	Vs. YP McAlister	MCA D Sunday	6th Eleven	2019/20
114	4th	KD Silva (134) / J Douglas (22)	Vs. South Yarra	MCA D Grade	5th Eleven	2015/16
112	4th	D Tiwari (72) / V Srinivasan (52)	Vs. Flemington	MCA C North	5th Eleven	2022/23
110	4th	GH Moloney (57) / P. Wayman (48)	Vs. Brunswick District	Senior Div	1st Eleven	1973/74
109*	4th	AM Brodie (33*) / PJ Hodgson (79*)	Vs. Sunshine United	Senior A1	1st Eleven	2002/03§
108	4th	GH Moloney (52) / RR Gratton (49)	Vs. Spotswood	North C	3rd Eleven	1984/85
107	4th	B. Fry (52) / N. Challis (51)	Vs. Carnegie	Senior 2nds	2nd Eleven	1977/78
106	4th	N Demelis (102) / LR McBrien (36)	Vs. Footscray United	North Seconds	2nd Eleven	2012/13
106	4th	DM Kirby (85) / AJ Waddell (44)	Vs. Hoppers Crossing	North C2	4th Eleven	2000/01
105	4th	C Courtney (76) / Cal Kent (45)	Vs. Coles Sharks	MCA A Reserve	2nd Eleven	2014/15§
104	4th	GH Moloney (64) / C. Macrae (37)	Vs. Glenhuntly	Senior Div	1st Eleven	1974/75
104*	4th	PT Wayman (56) / CT Smith (46)	Vs. Flemington Kensington	North A	1st Eleven	1980/81

102	4th	SJ Womersley (103*) / AJ Sharrock (49)	Vs. Altona North	Senior A1	1st Eleven	1997/98
101	4th	G Preston (34) / BJJ O'Reilly (91)	Vs. Spotswood	North A	1st Eleven	1986/87
100	4th	R Woodburn (68) / W Mott (80)	Vs. Yarra United	MCA A Grade	1st Eleven	2016/17
167*	5th	SG Moloney (107) / CT Smith (55)	Vs. Flemington Kensington	North A	1st Eleven	1986/87
165	5th	BL Gunn (104) / R. Kelly (53)	Vs. Flemington Kensington	North B	2nd Eleven	1985/86
163	5th	BJJ O'Reilly (95) / X. Tanner (66)	Vs. Kensington District	North A	1st Eleven	1984/85
137	5th	S Noss (99*) / KD Silva (80)	Vs. Carnegie	MCA D Grade	5th Eleven	2015/16§
130	5th	SG Moloney (50) / LG Myles (76)	Vs. South Yarra	North A1	1st Eleven	1994/95
128	5th	B. Wayman (65) / L. Tennant (56)	Vs. Old Paradians	North A	1st Eleven	1983/84
124*	5th	GH Moloney (79) / R. Nicholson (53)	Vs. Royal Park	Senior Div	1st Eleven	1974/75
123	5th	Y Iqbal (132) / JS Godrich (55)	Vs. Yarra United	MCA A Grade	1st Eleven	2014/15
122*	5th	DA Lane (121*) / SPB Ovenden (58*)	Vs. Parkville District	North E	4th Eleven	1998/99
120	5th	PT Wayman (64) / W. Parker (51)	Vs. Kensington United	North A	1st Eleven	1979/80
119*	5th	JD Cofield (141*) / BJ Wild (50*)	Vs. Albion	North C1	3rd Eleven	1999/00
118	5th	R. Jakobi (53) / GH Perraton (62)	Vs. Newport	North A	1st Eleven	1979/80
116	5th	T Talwar (42) / A Singh (74)	Vs. Donvale	MCA D Sun	6 <sup>th</sup> Eleven	2019/20
113	5th	SB Crimmins (93) / PJ O'Dwyer (52*)	Vs. Parkville District	North C	3rd Eleven	1998/99
112	5th	BP Maplestone (88) / NJ Merrigan (17)	Vs. Aberfeldie	North C2	4th Eleven	2005/06
110	5th	SA Liuzzi (77) / GC Down (29*)	Vs. Spotswood	North C2	4th Eleven	2002/03
108	5th	A Kayser (79) / N Demelis (70)	Vs. Flemington Colts	MCA A Reserve	2nd Eleven	2015/16#
107	5th	BJJ O'Reilly (72) / GH Moloney (35)	Vs. Newport East	North A	1st Eleven	1981/82#
106	5th	JG Pearce (54) / AR Paulett (68)	Vs. Chelsea	Senior A2	2nd Eleven	2001/02
103	5th	GH Moloney (46) / R. Nicholson (55)	Vs. Brunswick United	Snr. Div	1st Eleven	1974/75
101*	5th	DM Kirby (102*) / JD Cofield (59*)	Vs. Spotswood	North C	3rd Eleven	1998/99
101	5th	TD Woolcock (38) / B. Lake (57)	Vs. Glenhuntly	Snr. Div	1st Eleven	1972/73
101	5th	M. Birch (34) / TD Woolcock (55)	Vs. Old Essendon Grammar	North B	2nd Eleven	1978/79
100	5th	PJ O'Dwyer (38) / CT Smith (56)	Vs. South Yarra	North B	2nd Eleven	1992/93
115*	6th	BJJ O'Reilly (63) / E. Muscella (45)	Vs. Newport East	North A	1st Eleven	1984/85
108	6th	GH Moloney (29) / A. Smith (73)	Vs. Royal Park Brunswick	North D	3rd Eleven	1988/89
106	6th	SG Moloney (66) / LG Myles (35)	Vs. Hoppers Crossing	North A1	1st Eleven	1995/96
105	6th	IJ Robertson (102) / MR Theobald (24)	Vs. Sacred Heart	MCA D Grade	4th Eleven	2009/10
102	6th	KD Silva (107) / C Markwell (10)	Vs. Reds	MCA C North	4th Eleven	2016/17
130*	7th	CT Smith (52) / R. Kelly (73)	Vs. Kensington District	North B	2nd Eleven	1985/86
118	7th	N. McRae (55) / BL Gunn (57)	Vs. Nth Caulfield Glenhuntly	Senior 2nds	2nd Eleven	1976/77
117	8th	KR Spargo (45) / GH Moloney (70)	Vs. Seddon	North A	1st Eleven	1981/82
100	9th	RD Clancy (70) / A. Aylward (23)	Vs. Newport	North B	2nd Eleven	1987/88

# Indicates a GF, ^ Denotes a Preliminary Final, § Denotes a Semi Final

# YOULDEN PARKVILLE CRICKET CLUB Inc.

## THE JOHN T. RACKSTRAW HONOUR BOARD

SEASON	1ST ELEVEN				2ND ELEVEN				3RD ELEVEN			
	BATTING		BOWLING		BATTING		BOWLING		BATTING		BOWLING	
1972-73	GH MOLONEY	(58.1)	MJ NICHOLLS	(12.7)	D LOCKHART	(26.3)	A O'SHEA	(12.6)	Graeme GREEVES	(31.8)	G CROSBY	(15.7)
1973-74	GH MOLONEY	(39.1)	PT WAYMAN	(15.6)	G LENNOX	(15.6)	A O'SHEA	(16.0)	D LOCKHART		Graeme GREEVES	
1974-75	GH MOLONEY	(39.3)	PT WAYMAN	(12.9)	T HARRINGTON	(40.0)	N McRAE	(24.4)	G OSBORNE	(18.4)	G OSBORNE	(13.3)
1975-76	ID GRAHAM	(32.5)	TD WOOLCOCK	(13.9)	RD BURNELL	(32.2)	N CHALLIS	(13.8)	N JENKINS	(13.0)	RC SEIDEL-DAVIES	(15.4)
1976-77	G LENNOX	(25.7)	R BOXHALL	(15.8)	BL GUNN	(31.6)	N McRAE	(12.9)	T HARRINGTON	(23.1)	R STUBBS	(7.5)
1977-78	GH MOLONEY	(40.0)	M PARKER	(13.0)	BL GUNN	(21.9)	MJ NICHOLLS	(12.8)	JT RACKSTRAW	(14.7)	Gary GREEVES	(14.7)
1978-79	GH PERRATON	(30.9)	W PARKER	(12.4)	EK COFFEY	(20.5)	P CASSELL	(13.0)	Gary GREEVES	(19.9)	Gary GREEVES	(7.3)
1979-80	W PARKER	(34.7)	W PARKER	(10.5)	M HIBBERT	(36.6)	G PRESTON	(9.5)	RR GRATION	(39.3)	I HILL	(6.2)
1980-81	PT WAYMAN	(69.3)	G PRESTON	(18.2)	ID GRAHAM	(27.3)	TD WOOLCOCK	(19.9)	PR PHILLIPS	(19.6)	T McCULLOUGH	(12.6)
1981-82	GH MOLONEY	(55.6)	PT WAYMAN	(12.8)	CT SMITH	(32.8)	I HILL	(15.5)	M DOOLAN	(26.3)	T McCULLOUGH	(12.3)
1982-83	PT WAYMAN	(42.3)	JL WOOD	(23.4)	B WAYMAN	(37.7)	A PITSON	(12.9)	M RYAN	(38.0)	J GRANT	(11.4)
1983-84	X TANNER	(32.5)	JL WOOD	(16.2)	GH PERRATON	(29.7)	G PRESTON	(11.5)	J RUBIO	(25.8)	SG MOLONEY	(12.4)
1984-85	X TANNER	(50.8)	KR SPARGO	(15.2)	ID GRAHAM	(23.6)	A WEBSTER	(21.4)	RR GRATION	(35.0)	I HILL	(14.7)
1985-86	T CARR	(39.3)	JL WOOD	(15.0)	R KELLY	(50.8)	SK CARROLL	(15.6)	RR GRATION	(26.5)	I HILL	(17.4)
1986-87	BJJ O'REILLY	(32.2)	KM WRIEDT	(15.7)	B FRY	(15.8)	RW LETHBORG	(14.7)	PR PHILLIPS	(31.8)	I HILL	(10.2)
1987-88	SG MOLONEY	(27.4)	G PRESTON	(20.8)	A AYLWARD	(15.2)	C TEMPLETON	(21.9)	RR GRATION	(22.0)	S TALMAGE	(17.2)
1988-89	SG MOLONEY	(26.4)	SG MOLONEY	(17.1)	PR PHILLIPS	(34.1)	SK CARROLL	(13.5)	G GAMBLE	(28.7)	VP JONES	(18.1)
1989-90	B CARTER	(27.1)	SG MOLONEY	(12.4)	P BRAGAGNOLO	(43.0)	KR SPARGO	(19.1)	JP IVERSON	(23.8)	J MAGILL	(10.8)
1990-91	T McPHEE	(21.8)	SJ EGAN	(17.1)	MG MALATT	(25.0)	KR SPARGO	(10.2)	C SKIDMORE	(23.6)	JJ O'CONNOR	(15.3)
1991-92	PA DUDDERIDGE	(30.8)	SK CARROLL	(16.5)	KR SPARGO	(32.7)	A AYLWARD	(16.3)	PT SINCLAIR	(42.2)	VP JONES	(9.9)
1992-93	PA DUDDERIDGE	(27.3)	DS BAKER	(15.6)	CT SMITH	(28.1)	VP JONES	(14.8)	D MOLONEY	(27.2)	AJ STEWARD	(19.0)
1993-94	BA COFFEY	(25.8)	JF TIERNEY	(16.5)	RJ TIERNEY	(71.2)	SK CARROLL	(15.0)	A AYLWARD	(41.7)	SR BIGGS	(14.2)
1994-95	SG MOLONEY	(34.3)	PG SINCLAIR	(19.0)	DP BIGGS	(52.4)	BJ MAXWELL	(18.4)	BJJ O'REILLY	(41.0)	KR SPARGO	(11.7)
1995-96	AJ SHARROCK	(32.1)	SJ EGAN	(9.6)	DP BIGGS	(31.9)	AF FOCKEN	(12.3)	AJ STEWARD	(20.3)	SP WHITESIDE	(14.2)
1996-97	SJ WOMERSLEY	(45.2)	JE MORAN	(14.5)	DP BIGGS	(24.1)	A MAZZONI	(17.3)	PJ O'DWYER	(19.9)	AJ STEWARD	(13.6)
1997-98	SJ WOMERSLEY	(48.7)	TF APPEL	(14.8)	AF FOCKEN	(31.0)	D DUTTON	(12.7)	CM BROWN	(39.8)	MJ WEDDING	(13.2)
1998-99	SJ WOMERSLEY	(25.8)	TFX STONEY	(13.6)	MC TROTTER	(25.9)	SJ SQUIRE	(12.9)	DA BLAKE	(22.1)	D ZANELLA	(10.9)
1999-2000	JM KREUTZBERGER	(28.1)	AH PHILLIPS	(17.3)	GA ANDERSON	(24.0)	SD VANCE	(11.3)	JD COFIELD	(51.6)	PJ O'DWYER	(13.6)
2000-01	JE MORAN	(21.4)	JE MORAN	(14.8)	BJ WILD	(33.7)	BP MAPLESTONE	(12.6)	SC MAJOR	(46.5)	CA COWLAND	(11.6)
2001-02	DG WRIGHT	(30.1)	JE MORAN	(13.2)	JD COFIELD	(35.7)	JG PEARCE	(10.1)	SPB OVENDEN	(20.1)	AJ STEWARD	(14.4)
2002-03	AM BRODIE	(50.4)	DG WRIGHT	(10.8)	SB CRIMMINS	(64.7)	DS BAKER	(11.0)	SC MAJOR	(21.6)	CA COWLAND	(20.9)
2003-04	DG WRIGHT	(34.6)	JE MORAN	(16.7)	CM SINCLAIR	(37.7)	KJ RODGERS	(15.3)	AC SCOTT	(19.6)	MA STRINGER	(16.9)
2004-05	DG WRIGHT	(28.6)	AH PHILLIPS	(20.2)	IK KALUBOVILA	(16.2)	DS BAKER	(12.6)	AC SCOTT	(26.9)	AJ STEWARD	(11.3)
2005-06	DJ SKATE	(29.8)	DJ SKATE	(11.7)	MJ McINTOSH	(42.5)	MA STRINGER	(19.0)	DP WALSHE	(23.8)	DP WALSHE	(19.8)
2006-07	AN SKATE	(35.0)	SJ MATTHEWS	(17.2)	DS BAKER	(21.7)	MA STRINGER	(16.1)	AJ STEWARD	(19.0)	AJ STEWARD	(13.1)
2007-08	BA COFFEY	(29.4)	SJ MATTHEWS	(14.4)	MJ O'KEEFE	(40.0)	MA STRINGER	(17.1)	DJ DEWEY	(24.9)	AJ STEWARD	(13.7)
2008-09	DJ SKATE	(38.3)	AH PHILLIPS	(16.0)	DT VOGELS	(37.3)	MA STRINGER	(17.5)	S ANCHEN	(18.9)	MR SMITH	(18.7)
2009-10	MD HOTTON	(28.1)	RL MARKS	(23.6)	J D'ALESSANDRO	(22.9)	MA STRINGER	(26.3)	IJ ROBERTSON	(50.7)	SG HERBERT	(13.9)
2010-11	AN SKATE	(24.5)	W MWAYENGA	(19.2)	IJ ROBERTSON	(19.0)	AH PHILLIPS	(21.5)	RM RANAWEERA	(22.0)	KD SILVA	(13.4)
2011-12	W MWAYENGA	(31.0)	W MWAYENGA	(17.9)	AH PHILLIPS	(20.8)	AJ STEWARD	(24.2)	IJ ROBERTSON	(38.4)	S NANDURY	(9.1)



# YOULDEN PARKVILLE CRICKET CLUB Inc.

## THE JOHN T. RACKSTRAW HONOUR BOARD (cont)

SEASON	1ST ELEVEN (cont)				2ND ELEVEN (cont)				3RD ELEVEN (cont)			
	BATTING		BOWLING		BATTING		BOWLING		BATTING		BOWLING	
2012-13	S JOHNSON	(24.3)	W MWAYENGA	(21.4)	N DEMELIS	(23.6)	AJ STEWARD	(20.3)	IJ ROBERTSON	(29.9)	P VENKATESH	(21.7)
2013-14	TJ YOUNG	(32.8)	MA STRINGER	(14.6)	LS MITCHELL	(35.4)	JP NORTH	(28.6)	W DANIELL	(46.5)	A CAIRNES	(13.8)
2014-15	Y IQBAL	(87.7)	J McCARTNEY	(13.6)	B PROUD	(37.9)	DL BURLEY	(12.4)	JG PEARCE	(30.9)	CM CAIRNES	(6.1)
2015-16	J MATTHEWS	(34.3)	W MWAYENGA	(13.6)	N DEMELIS	(37.0)	K MITCHELL	(10.8)	JG PEARCE	(16.5)	M DICIERO	(11.8)
2016-17	R WOODBURN	(41.8)	I AZAM	(18.4)	T WATSON	(39.5)	SR AKHTAR	(16.4)	SB CRIMMINS	(34.5)	JG PEARCE	(10.9)
2017-18	J MURTAGH	(34.7)	G WEATHERALL	(16.2)	T KABIER	(24.4)	N DEMELIS	(19.7)	DJ SKATE	(54.9)	AH PHILLIPS	(13.3)
2018-19	D HEDDLE	(41.6)	MA STRINGER	(18.8)	DJ SKATE	(43.3)	N DEMELIS	(13.5)	M GROSE	(46.0)	A BAZAZ	(13.5)
2019-20	A AVRAAM	(44.7)	S RANA	(11.7)	AN SKATE	(23.0)	A KUMAR	(16.6)	R PARKER	(54.8)	A BAZAZ	(14.0)
2021-22	S ALI	(34.0)	J PAEVERE	(12.2)	S ROUT	(35.3)	AN SKATE	(11.1)	Aneesh TAK	(33.7)	H NEWLANDS	(10.7)
2021-22	T KABIER	(33.6)	PP PEMMARAJU	(10.5)	S ROUT	(54.8)	SC EICHER	(10.5)	DS PIZZEY	(29.9)	AH PHILLIPS	(9.0)
2022-23	AL WILSON	(42.3)	SC EICHER	(17.5)	AN SKATE	(27.0)	AN SKATE	(16.5)	V BUSH	(30.2)	J WARMINGTON	(9.4)

SEASON	4TH ELEVEN				5TH ELEVEN				6TH ELEVEN			
	BATTING		BOWLING		BATTING		BOWLING		BATTING		BOWLING	
1998-99	DA LANE	(49.8)	AJ STEWARD	(11.0)								
1999-2000	PJ CARROLL	(20.6)	CA COWLAND	(11.5)								
2000-01	BJJ O'REILLY	(20.7)	MA STRINGER	(11.5)								
2001-02	BJJ O'REILLY	(45.8)	P VALPIED	(13.7)								
2002-03	KP STEINMULLER	(38.8)	ML MITCHELL	(13.5)								
2003-04	SPB OVENDEN	(29.0)	CA COWLAND	(16.1)								
2004-05	DA BLAKE	(33.0)	AS PEEBLES	(13.8)								
2005-06	CA COWLAND	(25.8)	CA COWLAND	(15.3)								
2006-07	SA JONES	(24.3)	E AMATO	(12.7)								
2007-08												
2008-09	IJ ROBERTSON	(54.7)	MJ MERRIGAN	(19.4)								
2009-10	MJ MERRIGAN	(14.4)	MJ MERRIGAN	(16.2)								
2010-11	RD CLANCY	(15.0)	MJ MERRIGAN	(11.2)								
2011-12	PT HOLT	(31.8)	MJ MERRIGAN	(13.1)								
2012-13	PG SINCLAIR	(43.3)	MJ MERRIGAN	(15.4)								
2013-14	MJ PERKINS	(26.2)	AJ CAMPBELL	(14.7)								
2014-15	RM DWYER	(14.4)	MT LEEDER	(12.3)								
2015-16	S NOSS	(48.8)	T McGREGOR	(11.7)	DS PIZZEY	(30.9)	KD SILVA	(16.7)				
2016-17	MJ PERKINS	(13.6)	SG HERBERT	(16.3)	DS PIZZEY	(41.0)	KD SILVA	(10.2)				
2017-18	DS PIZZEY	(17.3)	EE PIZZEY	(11.9)	V MURPHY	(31.0)	T PAGLIANITI-ROBERTS	(14.1)	S PALERI	(51.7)	M REDDY	(9.9)
2018-19	J SADLER	(22.1)	B ANGLIN	(23.6)	I KHAN	(18.4)	S PEMMERAJU	(10.8)	AJ STEWARD	(33.3)	T TALWAR	(10.4)
2019-20	DS PIZZEY	(32.1)	M WATSON	(9.7)	V MURPHY	(15.6)	P PEMMERAJU	(11.5)	A SINGH	(28.7)	KD SILVA	(11.5)
2020-21	JG PEARCE	(18.6)	S PEMMERAJU	(10.0)	T TALWAR	(12.8)	R KAPOOR	(17.2)	V MURPHY	(27.1)	M RYAN	(17.0)
2021-22	JG PEARCE	(15.0)	AJ STEWARD	(14.7)	F NEWING	(33.8)	RJ JONES	(11.4)	MJ PERKINS	(26.6)	D JUMPERTZ	(9.8)
2022-23	D FORNITO	(29.9)	F BOYLE	(21.2)	DS PIZZEY	(34.1)	EE PIZZEY	(13.2)	V MURPHY	(25.5)	P LE SUEUR	(14.8)

# YOULDEN PARKVILLE CRICKET CLUB Inc.

## THE JOHN T. RACKSTRAW HONOUR BOARD (cont)

SEASON	7TH ELEVEN				8TH ELEVEN		
	BATTING		BOWLING		BATTING		BOWLING
2019-20	R ALDRIDGE	(32.0)	F NEWING	(10.8)			
2020-21	R ALDRIDGE	(41.2)	G ARORA	(34.9)			
2021-22	V BAGI	(14.6)	V BAGI	(8.2)			
2022-23	L ALLMAN	(33.4)	F UL HAQ	(12.0)	PG SINCLAIR	G ARORA	(19.0)

SEASON	WOMENS 1ST TEAM				WOMENS 2ND TEAM			
	BATTING		BOWLING		BATTING		BOWLING	
2019-20	K OFFER	(136.3)	M STONEHOUSE	(16.3)	N NCUBE	(46.3)	A COULSON-WIEGARD	(8.9)
2020-21	E KUHAUPT	(51.3)	L READ	(7.8)	G CONNELLY	(97.0)	L READ	(12.0)
2021-22	M STONEHOUSE	(45.3)	M STONEHOUSE	(17.9)	G CONNELLY	(65.4)	A COULSON-WIEGARD	(11.8)
2022-23	M STONEHOUSE	(107.3)	M STONEHOUSE	(17.1)	G CONNELLY	(84.67)	SANJANA SV	(23.2)

# YOULDEN PARKVILLE CRICKET CLUB Inc.

## THE JOHN T. RACKSTRAW HONOUR BOARD (cont)

### BEST CLUBPERSON      CLUB CHAMPION      RISING STAR      PLAYERS AWARD

#### TOM HARRINGTON      GEORGE MOLONEY JR.      JUSTIN J. O'CONNOR      JOHN T. RACKTRAW MEMORIAL TROPHY      TROPHY      MEMORIAL TROPHY      MEDAL

SEASON	TOM HARRINGTON MEMORIAL TROPHY	GEORGE MOLONEY JR. TROPHY	JUSTIN J. O'CONNOR MEMORIAL TROPHY	JOHN T. RACKTRAW MEDAL
1989-90	GH MOLONEY			
1990-91	KR SPARGO			
1991-92	JT RACKSTRAW	C CLISSOLD - 657 PTS		
1992-93	GC DOWN	PA DUDDERIDGE - 550 PTS		
1993-94	GC DOWN	BA COFFEY - 601 PTS		
1994-95	SJ EGAN	SG MOLONEY - 604 PTS		
1995-96	JT RACKSTRAW	SP WHITESIDE - 562 PTS		
1996-97	E ROBINSON	PG SINCLAIR - 509 PTS		
1997-98	GM SINCLAIR	SJ WOMERSLEY - 627 PTS		
1998-99	M SINCLAIR	D ZANELLA - 463 PTS	CA COWLAND	
1999-2000	G MYCONOS	JE MORAN - 485 PTS	SD VANCE	
2000-01	PJ MERRIGAN	JE MORAN - 597 PTS	MJ MCINTOSH	
2001-02	PJ MERRIGAN	JG PEARCE - 623 PTS	IR GILBERT	
2002-03	GA ANDERSON	AM BRODIE - 634 PTS	DA JACKSON	
2003-04	DA BLAKE	DG WRIGHT - 549 PTS	ME KERR	
2004-05	AH PHILLIPS	DG WRIGHT - 517 PTS	AS PEEBLES	
2005-06	GA ANDERSON	DJ SKATE - 620 PTS	AN SKATE	DJ SKATE
2006-07	AH PHILLIPS	MA STRINGER - 672 PTS	LA LA FONTAINE	MA STRINGER
2007-08	PG SINCLAIR	AJ STEWARD - 566 PTS	ND ROSE	DJ SKATE
2008-09	G MYCONOS / AH PHILLIPS	IJ ROBERTSON - 585 PTS	KE SUTHERLAND	IJ ROBERTSON
2009-10	SD VANCE	DJ DEWEY - 562 PTS	AJ GREANEY	RL MARKS
2010-11	RM DWYER	RL MARKS - 378 PTS	JS GODRICH	W MWAYENGA
2011-12	MJ PERKINS	RL MARKS - 752 PTS	G & M DICIERO	W MWAYENGA
2012-13	MJ PERKINS	SJ JOHNSON - 548 PTS	J DOUGLAS	SJ JOHNSON
2013-14	CB ANDERSON	TJ YOUNG - 546 PTS	R DODSON	W MWAYENGA
2014-15	R DODSON	Y IQBAL - 982 PTS	E MILLER	Y IQBAL
2015-16	E MILLER	W MWAYENGA - 590 PTS	SR AKHTAR	W MWAYENGA
2016-17	S NEWING	DS PIZZEY - 468 PTS	W MOTT	DS PIZZEY
2017-18	AH PHILLIPS	B PROUD - 535 PTS	K RAJESH	S PALERI
2018-19	C BOYLE	N DEMELIS - 566 PTS	A AVRAAM	AJ STEWARD
2019-20	DS PIZZEY	KDK SILVA - 719 PTS	D JONES	KDK SILVA
2020-21	M RYAN	S GODBOLE - 578 PTS	A FULTON-GRIGG	T KABIER
2021-22	H SANDPEARL	S GODBOLE - 649 PTS	T WEST	S GODBOLE
2022-23	R BESTHA	AN SKATE - 822 PTS	A BETTS	V BUSH

### JUNIOR VOLUNTEER      CLUB CHAMPION      PLAYERS AWARD

#### ALICIA BLAY      PAUL SINCLAIR      LESLEY RHODES MEMORIAL TROPHY      TROPHY      MEDAL

SEASON	ALICIA BLAY MEMORIAL TROPHY	PAUL SINCLAIR TROPHY	LESLEY RHODES MEDAL
2017-18	B & Y JOHNSON		
2018-19	R & T ALDRIDGE		
2019-20	H SANDPEARL	K OFFER - 520 PTS	K OFFER
2020-21	G CONNELLY	G CONNELLY - 292 PTS	G CONNELLY
2021-22	T & C WEST	G CONNELLY - 453 PTS	G CONNELLY
2022-23	O FORTESCUE	G CONNELLY - 404 PTS	T RAUT

# 2022-23 FINAL LADDER POSITIONS

## First X1 – MCA A Grade

Rank	Team	P	W2	W1	D	L1	L2	WKTS LOST	RUNS FOR	WKTS TAKEN	RUNS AGST	Points
1	Parkville District #	22	0	14	5	3	0	109	2921	152	2469	66
2	South Yarra %	22	0	14	4	4	0	101	3233	159	2881	64
3	Emerald Hill	22	0	10	6	6	0	119	2488	135	2594	52
4	Royal Park Reds	22	0	8	6	8	0	146	3003	128	2811	44
<b>5</b>	<b><u>Youlden Parkville</u></b>	<b>22</b>	<b>0</b>	<b>7</b>	<b>7</b>	<b>8</b>	<b>0</b>	<b>126</b>	<b>2992</b>	<b>121</b>	<b>2801</b>	<b>42</b>
6	National	22	0	7	5	10	0	143	2925	126	2813	38
7	Indigos	22	0	5	6	11	0	138	2344	110	2851	32
8	Flemington	22	0	0	7	15	0	146	2491	97	3177	14

## Second X1 – MCA A Reserve

Rank	Team	P	W2	W1	D	L1	L2	WKTS LOST	RUNS FOR	WKTS TAKEN	RUNS AGST	Points
1	Flemington Colts #	22	0	12	6	4	0	128	2918	140	2461	60
2	Burnley CYMS	22	0	12	6	4	0	124	2928	136	2590	60
3	Melbourne Falcons %	22	0	10	5	7	0	143	3052	144	2544	50
4	Sacred Heart	22	0	9	7	6	0	116	2656	120	2443	50
5	Melbourne City	22	0	8	8	6	0	122	2572	133	2583	48
6	Parkville District	22	0	6	6	10	0	121	2377	132	2752	36
<b>7</b>	<b><u>Youlden Parkville</u></b>	<b>22</b>	<b>0</b>	<b>5</b>	<b>6</b>	<b>11</b>	<b>0</b>	<b>137</b>	<b>2824</b>	<b>128</b>	<b>3000</b>	<b>32</b>
8	South Yarra	22	0	1	6	15	0	148	2638	106	3592	16

## Third X1 - MCA B Grade

Rank	Team	P	W2	W1	D	L1	L2	WKTS LOST	RUNS FOR	WKTS TAKEN	RUNS AGST	Points
1	Melbourne City %	22	0	11	7	4	0	126	2759	134	2346	58
<b>2</b>	<b><u>Youlden Parkville #</u></b>	<b>22</b>	<b>0</b>	<b>11</b>	<b>5</b>	<b>6</b>	<b>0</b>	<b>122</b>	<b>2505</b>	<b>154</b>	<b>2388</b>	<b>54</b>
3	Reds	22	0	9	7	6	0	138	2530	143	2312	50
4	National	22	0	10	5	7	0	127	2524	125	2812	50
5	Emerald Hill	22	0	8	7	7	0	130	2440	141	2542	46
6	Royal Park Reds	22	0	6	7	9	0	114	2550	113	2451	38
7	Maribyrnong Pk St Marys	22	0	5	6	11	0	135	2762	111	2448	32
8	Parkville District	22	0	3	6	13	0	151	2221	122	2992	24

## Fourth X1 - MCA B Sunday

Rank	Team	P	W2	W1	D	L1	L2	WKTS LOST	RUNS FOR	WKTS TAKEN	RUNS AGST	Points
1	Sunrise %	21	0	12	4	5	0	141	2828	154	2450	56
2	North Balwyn #	21	0	11	5	5	0	131	2778	140	2455	54
3	Thornbury Turf Stokers	21	0	9	6	6	0	89	2226	128	2320	48
4	Footscray United	21	0	9	4	8	0	124	2810	140	2875	44
<b>5</b>	<b><u>Youlden Parkville</u></b>	<b>21</b>	<b>0</b>	<b>7</b>	<b>6</b>	<b>8</b>	<b>0</b>	<b>119</b>	<b>2097</b>	<b>111</b>	<b>2461</b>	<b>40</b>
6	Brunswick	21	0	7	5	9	0	151	2427	118	2417	38
7	Maribyrnong Park St Marys	21	0	5	6	10	0	141	2365	113	2474	32
8	Melbourne Cobras	21	0	3	6	12	0	104	1766	96	1845	20

## Fifth X1 - MCA C North Grade

Rank	Team	P	W2	W1	D	L1	L2	WKTS LOST	RUNS FOR	WKTS TAKEN	RUNS AGST	Points
1	Indigos #	22	0	12	6	4	0	115	2559	131	2267	60
2	Brunswick	22	0	10	6	6	0	124	2685	141	2469	52
3	Flemington Colts %	22	0	9	7	6	0	102	2399	136	2382	50
4	Melbourne City	22	0	10	5	7	0	140	3171	138	2961	50
5	Melbourne Falcons	22	0	8	7	7	0	130	2361	124	2285	46
<b>6</b>	<b><u>Youlden Parkville</u></b>	<b>22</b>	<b>0</b>	<b>8</b>	<b>6</b>	<b>8</b>	<b>0</b>	<b>116</b>	<b>2534</b>	<b>119</b>	<b>2348</b>	<b>44</b>
7	Reds	22	0	4	6	12	0	144	2532	107	2776	28
8	Flemington	22	0	2	7	13	0	126	2260	91	2892	22

# Denotes Premiers % Denotes Runners Up

## Sixth and Eighth X1's - MCA D Grade

Rank	Team	P	BYE	W2	W1	D	L1	L2	WKTS LOST	RUNS FOR	WKTS TAKEN	RUNS AGST	Points
1	Emerald Hill #	21	1	1	14	5	1	0	85	2222	150	1681	74
2	Melbourne City %	21	1	0	12	6	3	0	118	2580	135	1963	62
3	South Yarra	22	0	0	13	3	6	0	125	3232	144	2934	58
<b>4</b>	<b><u>Youlden Parkville Navy</u></b>	<b><u>22</u></b>	<b><u>0</u></b>	<b><u>0</u></b>	<b><u>8</u></b>	<b><u>6</u></b>	<b><u>8</u></b>	<b><u>0</u></b>	<b><u>144</u></b>	<b><u>2509</u></b>	<b><u>120</u></b>	<b><u>2391</u></b>	<b><u>44</u></b>
<b>5</b>	<b><u>Youlden Parkville Gold</u></b>	<b><u>22</u></b>	<b><u>0</u></b>	<b><u>0</u></b>	<b><u>6</u></b>	<b><u>7</u></b>	<b><u>9</u></b>	<b><u>0</u></b>	<b><u>119</u></b>	<b><u>2242</u></b>	<b><u>112</u></b>	<b><u>2367</u></b>	<b><u>38</u></b>
6	Sacred Heart	22	0	0	5	7	10	0	115	1955	104	2094	36
7	Flemington	22	0	0	4	8	10	0	95	1665	99	1794	29
8	Parkville District	22	0	0	1	4	16	1	188	1773	116	2721	12

## Seventh X1 - MCA D Sunday

Rank	Team	P	W2	W1	D	L1	L2	WKTS LOST	RUNS FOR	WKTS TAKEN	RUNS AGST	Points
1	Edinburgh %	21	0	12	7	2	0	92	2891	129	2080	62
2	Melbourne Strikers #	21	0	10	8	3	0	96	2174	122	1790	55
3	Reds	21	0	9	7	5	0	126	2387	127	1755	50
4	Flemington Colts	21	0	9	7	5	0	107	2141	110	2039	50
5	Racing Rugby Melbourne	21	0	7	6	8	0	133	2316	129	2997	40
<b>6</b>	<b><u>Youlden Parkville</u></b>	<b><u>21</u></b>	<b><u>0</u></b>	<b><u>6</u></b>	<b><u>5</u></b>	<b><u>10</u></b>	<b><u>0</u></b>	<b><u>126</u></b>	<b><u>2290</u></b>	<b><u>127</u></b>	<b><u>2464</u></b>	<b><u>34</u></b>
7	Brunswick	21	0	6	4	11	0	143	2569	113	2663	32
8	Thornbury Turf Stokers	21	0	0	6	15	0	143	1543	109	2523	12

## NMWCA – Women's T20 Geoff Law Shield

Rank	Team	P	BYE	W1	D	L1	L2	WKTS LOST	RUNS FOR	WKTS TAKEN	RUNS AGST	Points
1	Pascoe Vale Hadfield #	13	0	8	3	2	0	39	1278	47	987	57
<b>2</b>	<b><u>Youlden Parkville %</u></b>	<b><u>13</u></b>	<b><u>0</u></b>	<b><u>8</u></b>	<b><u>3</u></b>	<b><u>2</u></b>	<b><u>0</u></b>	<b><u>40</u></b>	<b><u>1360</u></b>	<b><u>50</u></b>	<b><u>1213</u></b>	<b><u>57</u></b>
3	Keilor Park	13	0	6	3	4	0	48	1249	41	1248	45
4	Pascoe Vale Central	13	0	4	4	5	0	35	932	43	970	36
5	Westmeadows	13	0	2	4	7	0	39	897	21	1023	24
6	Sanctuary Lakes	13	0	1	3	9	0	30	895	29	1170	15

## NMWCA – Women's T20 Division 1

Rank	Team	P	BYE	W1	D	L1	L2	WKTS LOST	RUNS FOR	WKTS TAKEN	RUNS AGST	Points
1	Maribyrnong Park St Marys #	11	2	9	2	0	0	24	938	28	834	72
2	Gellibrand %	12	1	6	2	4	0	24	891	36	857	48
3	Melbourne Deaf	11	2	5	2	4	0	32	1171	28	1049	48
4	West Coburg	11	2	4	3	4	0	34	856	29	941	45
<b>5</b>	<b><u>Youlden Parkville</u></b>	<b><u>11</u></b>	<b><u>2</u></b>	<b><u>1</u></b>	<b><u>4</u></b>	<b><u>6</u></b>	<b><u>0</u></b>	<b><u>38</u></b>	<b><u>804</u></b>	<b><u>30</u></b>	<b><u>1011</u></b>	<b><u>30</u></b>

## NWMCA – Under 16(1) Friday

Rank	Team	P	BYE	W1	D	L1	L2	WKTS LOST	RUNS FOR	WKTS TAKEN	RUNS AGST	Points
1	East Keilor %	13	0	11	1	1	0	44	1945	89	1618	69
2	Maribyrnong Park St Marys	13	0	10	0	3	0	80	2098	68	1677	60
<b>3</b>	<b><u>Youlden Parkville #</u></b>	<b><u>13</u></b>	<b><u>0</u></b>	<b><u>9</u></b>	<b><u>0</u></b>	<b><u>4</u></b>	<b><u>0</u></b>	<b><u>80</u></b>	<b><u>1902</u></b>	<b><u>78</u></b>	<b><u>1721</u></b>	<b><u>54</u></b>
4	Kensington Junior	13	0	7	1	5	0	59	1693	80	1784	45
5	Strathmore	13	0	6	2	5	0	68	1861	81	1820	42
6	Aberfeldie Finch	13	0	5	0	8	0	69	1765	74	1632	30
7	Burnside Springs	12	0	4	1	7	0	76	1524	69	1648	27
8	Sydenham - Hillside	12	0	2	0	10	0	65	1841	55	1777	12

# Denotes Premiers % Denotes Runners Up

NWMCA – Under 16(5) Friday

Rank	Team	P	BYE	W1	D	L1	L2	WKTS LOST	RUNS FOR	WKTS TAKEN	RUNS AGST	Points
<u>1</u>	<u>Youlden Parkville</u>	<u>11</u>	<u>2</u>	<u>6</u>	<u>0</u>	<u>5</u>	<u>0</u>	<u>51</u>	<u>1279</u>	<u>69</u>	<u>1128</u>	<u>48</u>
2	Sunshine United #	12	1	6	0	6	0	49	1585	69	1397	42
3	Preston Druids	12	1	6	0	6	0	69	1347	58	1377	42
4	Donnybrook %	12	1	5	1	6	0	64	1248	50	1288	39
5	Burnside Springs	11	2	2	1	7	1	68	1142	33	1493	27
6	Gladstone Park	12	1	3	0	9	0	68	1242	57	1587	24
7	Maribyrnong Park St Marys	12	1	1	0	11	0	73	1039	47	1629	12

NWMCA – Under 14(1) Friday

Rank	Team	P	W2	W1	D	L1	L2	WKTS LOST	RUNS FOR	WKTS TAKEN	RUNS AGST	Points
1	Essendon %	13	0	13	0	0	0	53	1781	104	1237	78
2	Doutta Stars	13	0	8	0	5	0	60	1684	86	1455	48
<u>3</u>	<u>Youlden Parkville #</u>	<u>13</u>	<u>0</u>	<u>8</u>	<u>0</u>	<u>5</u>	<u>0</u>	<u>78</u>	<u>1587</u>	<u>61</u>	<u>1567</u>	<u>48</u>
4	Burnside Springs	13	0	7	0	6	0	70	1709	68	1691	42
5	Brunswick	13	0	7	0	6	0	77	1560	73	1537	42
6	Westmeadows	13	0	6	0	7	0	64	1556	89	1450	36
7	Sydenham - Hillside	13	0	6	0	7	0	81	1730	72	1596	36
8	Aberfeldie	13	0	3	1	9	0	77	1572	54	1803	21

NWMCA – Under 14(5) Friday

Rank	Team	P	BYE	W1	D	L1	L2	WKTS LOST	RUNS FOR	WKTS TAKEN	RUNS AGST	Points
1	Donnybrook	12	1	8	1	3	0	70	1257	53	1099	57
2	Chargers #	12	1	7	2	3	0	48	1277	48	997	54
3	St. Bernard's	11	2	4	1	6	0	55	880	49	994	39
4	Pascoe Vale Hadfield %	12	1	4	2	6	0	64	1101	55	1250	36
<u>5</u>	<u>Youlden Parkville</u>	<u>11</u>	<u>2</u>	<u>3</u>	<u>1</u>	<u>6</u>	<u>1</u>	<u>55</u>	<u>987</u>	<u>57</u>	<u>1319</u>	<u>33</u>
6	Brunswick	11	2	3	0	8	0	42	976	47	1168	30
7	Keilor 2 / PEGS	11	2	1	0	10	0	68	966	47	1419	18

NWMCA – Under 14A – EBKCA Shield

Rank	Team	P	BYE	W1	D	L1	L2	WKTS LOST	RUNS FOR	WKTS TAKEN	RUNS AGST	Points
<u>1</u>	<u>Youlden Parkville #</u>	<u>12</u>	<u>0</u>	<u>10</u>	<u>1</u>	<u>1</u>	<u>0</u>	<u>48</u>	<u>1690</u>	<u>72</u>	<u>1294</u>	<u>63</u>
2	Darebin Chargers Green %	11	1	9	2	0	0	57	1525	57	1217	60
3	Taylors Lakes	12	0	7	1	4	0	65	1576	84	1448	45
4	Airport West St Christophers	12	0	4	1	7	0	61	1499	71	1539	33
5	Chargers	12	0	5	1	6	0	65	1495	71	1483	33
6	Sydenham - Hillside	12	0	5	1	6	0	72	1619	48	1607	33

NWMCA – Under 12(1) - Friday

Rank	Team	P	W2	W1	D	L1	L2	WKTS LOST	RUNS FOR	WKTS TAKEN	RUNS AGST	Points
1	Strathmore #	12	0	12	0	0	0	37	1737	81	859	72
2	Preston Druids	12	0	10	0	2	0	40	1435	86	934	60
3	Westmeadows %	12	0	9	0	3	0	55	1205	68	959	54
4	Pascoe Vale Hadfield	12	0	6	1	4	1	60	948	69	968	39
<u>5</u>	<u>Youlden Parkville</u>	<u>12</u>	<u>0</u>	<u>4</u>	<u>0</u>	<u>8</u>	<u>0</u>	<u>72</u>	<u>871</u>	<u>49</u>	<u>1238</u>	<u>24</u>
6	Brunswick	12	0	3	0	9	0	62	1049	45	1447	18

NWMCA – Under 12(5) Friday

Rank	Team	P	BYE	W1	D	L1	L2	WKTS LOST	RUNS FOR	WKTS TAKEN	RUNS AGST	Points
1	Strathmore	12	0	6	1	5	0	53	898	50	1060	39
2	Roxburgh Park Broadmeadows ^	12	0	6	0	6	0	75	1229	46	1148	36
<u>3</u>	<u>Preston Druids</u>	<u>12</u>	<u>0</u>	<u>5</u>	<u>0</u>	<u>7</u>	<u>0</u>	<u>66</u>	<u>988</u>	<u>40</u>	<u>1048</u>	<u>30</u>
4	Brunswick ^	12	0	4	0	8	0	51	823	65	1102	24
5	Pascoe Vale Central	11	1	2	0	9	0	67	564	33	1051	18
<u>6</u>	<u>Youlden Parkville</u>	<u>12</u>	<u>0</u>	<u>1</u>	<u>1</u>	<u>10</u>	<u>0</u>	<u>59</u>	<u>714</u>	<u>36</u>	<u>1296</u>	<u>9</u>

# Denotes Premiers % Denotes Runners Up ^ Drawn Grand Final

# 2022-23 SENIOR SEASON RESULTS

## FIRST ELEVEN - WON 7 LOST 8 DRAWN 7

Round	Dates	Home Team	V	Away Team	Venue
1	1-Oct-22	<b>Indigos</b>	drew	<b>Youlden Parkville</b>	Flemington Road Oval
2	8-Oct-22	<b>Youlden Parkville</b>	drew	<b>Emerald Hill</b>	Ryder Oval
3	15-Oct-22	<b>Flemington</b>	drew	<b>Youlden Parkville</b>	Walter Street Reserve
4	22-Oct-22	<b>National</b>	drew	<b>Youlden Parkville</b>	Fawkner Park 3 (Cordner Oval)
5	29-Oct-22	<b>Youlden Parkville</b>	drew	<b>South Yarra</b>	Ryder Oval
6	5-Nov-22	<b>Royal Park Reds</b>	def	<b>Youlden Parkville</b>	Walker East
		<b>9/183</b> U Cheema 39 K Sleeman 32 J Brown 24 J McGee 20* J Paevere 3/12 S Eicher 2/18 A Avraam 2/37		<b>182</b> AL Wilson 72 H Pearce 45 PS Sharma 3/7 J McGee 2/21 MT Haniff 2/26 J Newman 2/30	
7	12-Nov-22	<b>Youlden Parkville</b>	def by	<b>Parkville District</b>	Ryder Oval
		<b>81</b> M Sivakumar 23 A Avraam 22 C Edwards 3/5 A Green 2/20 T Warakawa 2/21		<b>2/85</b> C Visser 57*	
8	19-Nov-22	<b>Youlden Parkville</b>	def	<b>Flemington</b>	Ryder Oval
		<b>9/211</b> H Pearce 54 A Avraam 49 AL Wilson 36 S Molligoda 2/37 T Carr 2/42 JR Lucas 2/45		<b>8/206(cc)</b> J Nelson 69 S Molligoda 28 J Little 22 J Crook 21 A Avraam 3/22 S Godbole 2/10	
9	26-Nov-22	<b>South Yarra</b>	def	<b>Youlden Parkville</b>	Como Park (West Oval)
		<b>5/239(cc)</b> J Black 101* S Chapman 34 V Wijewardane 28 A Fulton - Grigg 2/42		<b>150</b> AL Wilson 53 M Sivakumar 32 A Kenworthy 3/41 R Hanna 2/12 J Dixon 2/45	
10	3-Dec-22	<b>Parkville District</b>	def by	<b>Youlden Parkville</b>	Brens Oval
		<b>8/179(cc)</b> CB Thomson 53 L Laidlaw 50 N Green 26 S Eicher 3/34		<b>3/182</b> H Pearce 53 AL Wilson 37* M Sivakumar 37 N Demelis 31* F Newing 20	
11	10-Dec-22	<b>Youlden Parkville</b>	def by	<b>National</b>	Ryder Oval
		<b>239</b> M Sivakumar 50 S Godbole 49 <u>T Raper 39 J Vaughan 21</u> <u>M Reddy Katam 3/24</u> <u>N Katragadda 2/48</u>		<b>4/282(cc)</b> M Reddy Katam 100* I Veeramreddy 71 R Ganapatineedi 33* N Rajagopal 30 S Rajan 20 S Eicher 2/65	
12	17-Dec-22	<b>Youlden Parkville</b>	def by	<b>South Yarra</b>	McAlister Oval
		<b>7/139(cc)</b> N Demelis 39 J Vaughan 27 M Sivakumar 20 R Hanna 5/19		<b>2/143</b> K Alev 67* J Black 49*	
13	7-Jan-23	<b>National</b>	def	<b>Youlden Parkville</b>	Fawkner Park 3 (Cordner Oval)
		<b>9/226(cc)</b> I Veeramreddy 102* N Nuvula 52 J Giacomo 3/32 J Paevere 2/31		<b>207</b> AL Wilson 54 M Sivakumar 39 H Pearce 29 T Raper 26 BE Proud 23 N Nuvula 3/38	
14	14-Jan-23	<b>Youlden Parkville</b>	def	<b>Indigos</b>	Ryder Oval
		<b>3/256(cc)</b> A Avraam 107* M Sivakumar 84 N Demelis 35 S Kuraparthi 2/53		<b>251</b> P Batta 78 V Gaddam 34 VR Soma 32 S Kuraparthi 32* J Giacomo 3/28 N Demelis 2/19 PP Pemmaraju 2/62 A Avraam 2/64	
15	21-Jan-23	<b>Youlden Parkville</b>	def by	<b>Parkville District</b>	Ryder Oval
		<b>137</b> N Demelis 55 A Green 4/17 C Edwards 2/16 R Bhojwani 2/31		<b>9/141</b> L Laidlaw 48 N Green 31 S Eicher 6/17 H Pearce 2/10	
16	28-Jan-23	<b>Emerald Hill</b>	def	<b>Youlden Parkville</b>	Albert Park (Ross Gregory Oval)
		<b>9/234(cc)</b> H Attar 58 WP Phillips 48 J Baker 26 M Jackson 25 TA Corrie 25 A Fulton - Grigg 4/51 J Paevere 2/32		<b>9/218(cc)</b> A Avraam 70 AL Wilson 42 H Pearce 33 N Demelis 23 T Phillips 3/29 H Attar 3/59 TA Corrie 2/37	

## FIRST ELEVEN - WON 7 LOST 8 DRAWN 7 (Cont.)

Round	Dates	Home Team	V	Away Team	Venue
17	4-Feb-23	<b>Indigos</b>	drew	<b>Youlden Parkville</b>	Flemington Road Oval
18	11-Feb-23	<b>Royal Park Reds</b> 117 K Sleeman 44 S Godbole 4/18 PP Pemmaraju 3/11	def by	<b>Youlden Parkville</b> 7/121 A Avraam 25 AL Wilson 24 S Godbole 21 S Aryavir 3/33 B Anstey 2/21 M Hutchison 2/29	Walker East
19	18-Feb-23	<b>Emerald Hill</b> 212 J Baker 46 L Marett 43 H Attar 39 PP Pemmaraju 3/38 N Demelis 2/14 J Paevere 2/25 S Godbole 2/38	def by	<b>Youlden Parkville</b> 6/244(cc) AL Wilson 71 N Demelis 53 J Vaughan 51 BE Proud 30* T Phillips 2/37	Albert Park (Ross Gregory Oval)
20	25-Feb-23	<b>Youlden Parkville</b> 199 N Demelis 71 BE Proud 21 C Crook 3/34 C Gibbs 2/33 J Nelson 2/43 JR Lucas 2/48	drew	<b>Flemington</b> 6/77 JR Lucas 32* A Fulton - Grigg 3/18 S Eicher 2/13	Ryder Oval
21	4-Mar-23	<b>Youlden Parkville</b> 6/168 J Vaughan 40 S Godbole 33* BE Proud 28 M Sivakumar 20 J Newman 4/34	def	<b>Royal Park Reds</b> 167 K Sleeman 71 U Cheema 50 A Avraam 3/24 PP Pemmaraju 2/25 A Fulton - Grigg 2/32	Ryder Oval
22	11-Mar-23	<b>Indigos</b> 59 PP Pemmaraju 3/9 H Pearce 3/14	def by	<b>Youlden Parkville</b> 6/258(cc) AL Wilson 120* J Vaughan 59 S Godbole 25 R Chowdary 3/33	Flemington Road Oval

## SECOND ELEVEN - WON 5 LOST 11 DRAW 6

Round	Dates	Home Team	V	Away Team	Venue
1	1-Oct-22	<b>Youlden Parkville</b>	drew	<b>Melbourne Falcons</b>	Ryder Oval
2	8-Oct-22	<b>Flemington Colts</b>	drew	<b>Youlden Parkville</b>	JJ Holland Park
3	15-Oct-22	<b>Youlden Parkville</b>	drew	<b>Sacred Heart</b>	Ryder Oval
4	22-Oct-22	<b>Youlden Parkville</b>	drew	<b>Melbourne City</b>	Ryder Oval
5	29-Oct-22	<b>South Yarra</b>	drew	<b>Youlden Parkville</b>	Como Park (West Oval)
6	5-Nov-22	<b>Youlden Parkville</b> 115 O Panozzo 23* A Paevere 21 S Rout 20 D Passante 3/24 E Vivian 2/11	def by	<b>Burnley CYMS</b> 8/119 R Mariadason 32 SK Goud 28 AN Skate 3/9 SS Veeravalli 2/42	Ryder Oval
7	12-Nov-22	<b>Parkville District</b> 106 CJ Kilpatrick 22 A Bazaz 2/17 SS Veeravalli 2/23	def by	<b>Youlden Parkville</b> 7/107 AJ Ross 27 S Rout 21 J Perkins 20 T Arora 3/15 CJ Kilpatrick 3/16	Brens Oval
8	19-Nov-22	<b>Sacred Heart</b> 7/123(cc) S Chaudhary 25 A Bazaz 2/14	def by	<b>Youlden Parkville</b> 2/124 DJ Dewey 61* AJ Ross 23	Fawkner Park 3 (Cordner Oval)
9	26-Nov-22	<b>Youlden Parkville</b> 6/203(cc) J Perkins 48 AJ Ross 42 S Rout 38 DJ Dewey 22 O Panozzo 22* R Singh Ghadia 3/36	def	<b>South Yarra</b> 9/187(cc) S Pal 49 K Mackelvie 47 A Puglia 26 RT Jadhav 21* A Paevere 3/26 H Singh 2/30	Ryder Oval
10	3-Dec-22	<b>Youlden Parkville</b> 161 D Shepherd 37 A Tak 22 N Balaraj 2/17 S Thulasingham 2/20 A Raghunathan 2/29 J Kerr-Nelson 2/41	def by	<b>Parkville District</b> 3/163 P Bhattacharjer 68 P Deshmukh 63* J Warmington 2/45	Ryder Oval
11	11-Dec-22	<b>Melbourne City</b> 9/207(cc) TM Sankar 37 L Ulaganathan 30 P Singh 29 V Thakur 27 J Giacomo 2/34 MA Stringer 2/45	drew	<b>Youlden Parkville</b> 3/198 J Giacomo 50* J Vaughan 30 BE Proud 27* S Rout 27 M Sivakumar 23 AN Skate 20*	Fawkner Park 3 (Cordner Oval)



## SECOND ELEVEN - WON 5 LOST 11 DRAW 6 (Cont.)

Round	Dates	Home Team	V	Away Team	Venue
12	18-Dec-22	<b>South Yarra</b>  100 K Mackelvie 30 SS Veeravalli 3/15 AN Skate 2/6 RJ Jones 2/35	def by	<b>Youlden Parkville</b>  9/205(cc) J Vaughan 54 AN Skate 44 S Rout 38 F Newing 34 R Hanna 3/15 S Pal 3/34 R Singh Ghadia 2/29	Righetti Oval
13	7-Jan-23	<b>Youlden Parkville</b>  9/209(cc) AN Skate 105 V Yadav 3/42 G Deshwal 2/38	def	<b>Melbourne City</b>  163 V Thakur 47 NV Dudhwala 25 G Deshwal 21* A Bazaz 5/51 SS Veeravalli 3/33	Ryder Oval
14	14-Jan-23	<b>Melbourne Falcons</b>  8/209(cc) H Patel 50 K Viswanath 32 N Surendran 29* SS Veeravalli 2/30 AN Skate 2/31 A Bazaz 2/50	def	<b>Youlden Parkville</b>  144 O Panozzo 32 J Perkins 23 S Rout 21 K Viswanath 5/9 A Manikandan 3/29	Flemington Road Oval
15	21-Jan-23	<b>Parkville District</b>  4/173 CJ Kilpatrick 56 R Shaw 46 SS Veeravalli 2/22	def	<b>Youlden Parkville</b>  8/171(cc) TJ Young 43 AJ Ross 37* S Rout 32 T McQuillan 3/20	Brens Oval
16	28-Jan-23	<b>Youlden Parkville</b>  137 V Bush 36 S Rout 20 NM Sirko 4/24 P Stehmann-Doyle 2/15	def by	<b>Flemington Colts</b>  144 B Hollow 50 J Slater 31 AN Skate 2/15 T Raper 2/26 S Raza 2/32	Ryder Oval
17	4-Feb-23	<b>Youlden Parkville</b>  9/171(cc) S Rout 35 AJ Ross 34 AN Skate 28 R Lakshmanan 5/28 S Sharaf 2/19	def by	<b>Melbourne Falcons</b>  9/173 V Sangwan 77 K Joshi 24 A Bazaz 3/28 A Paevere 2/26 T Raper 2/43	Ryder Oval
18	11-Feb-23	<b>Youlden Parkville</b>  6/187(cc) S Rout 50 J Perkins 46* AN Skate 33 D Passante 2/28 RS Gill 2/56	def by	<b>Burnley CYMS</b>  6/189 SK Goud 83 J Stedman 34	Ryder Oval
19	18-Feb-23	<b>Youlden Parkville</b>  197 V Bush 53* O Panozzo 28 SS Veeravalli 28 A Bazaz 26 S Rout 21 M Healey 3/48 P Stehmann-Doyle 2/27 J Plint 2/29	def by	<b>Flemington Colts</b>  8/202(cc) J Ladzik 59* P Stehmann-Doyle 29 HJ Hornsby 23 J Plint 20 AN Skate 3/24	Ryder Oval
20	25-Feb-23	<b>Sacred Heart</b>  8/205(cc) SP Buttigieg-Clarke 50* JM Clarke 38 N Eathorne 23 AN Skate 3/36	def	<b>Youlden Parkville</b>  9/197(cc) AN Skate 47 A Bazaz 29 V Bush 25 J Perkins 22 K Singh 2/29 SP Buttigieg-Clarke 2/32	Fawkner Park 3 (Cordner Oval)
21	5-Mar-23	<b>Burnley CYMS</b>  3/228(cc) J McElgunn 65* SK Goud 51 BS Mantripragada 35 S MacLean 35 J Stedman 30*	def	<b>Youlden Parkville</b>  9/144(cc) AJ Ross 36 AN Skate 28 O Panozzo 27 S Rout 20 J McElgunn 3/12 D Passante 2/23 BS Mantripragada 2/24	Loughnan Oval
22	11-Mar-23	<b>Youlden Parkville</b>  154 S Rout 55 A Bazaz 24 S Sharaf 3/17 K Joshi 2/23	def by	<b>Melbourne Falcons</b>  6/309(cc) H Patel 105 V Sangwan 78 A Manikandan 70* O Panozzo 2/77	Ryder Oval

## THIRD ELEVEN - WON 13 LOST 6 DRAW 5

Round	Dates	Home Team	V	Away Team	Venue
1	2-Oct-22	<b>Maribyrnong Park St Marys</b>	drew	<b>Youlden Parkville</b>	Maribyrnong Park (Oval #1 South)
2	8-Oct-22	<b>Youlden Parkville</b>	drew	<b>Melbourne City</b>	McAlister Oval
3	15-Oct-22	<b>Parkville District</b>	drew	<b>Youlden Parkville</b>	HG Smith Oval
4	23-Oct-22	<b>National</b>	drew	<b>Youlden Parkville</b>	Fawkner Park 5
5	30-Oct-22	<b>Youlden Parkville</b>	drew	<b>Emerald Hill</b>	McAlister Oval

# THIRD ELEVEN - WON 13 LOST 6 DRAW 5 (Cont.)

6	5-Nov-22	<b>Royal Park Reds</b> 9/116 S Wittman 26 A Georgiou 25 S Pemmaraju 4/17 J Warmington 2/10	def	<b>Youlden Parkville</b> 106 MA Stringer 21 J Warmington 20 A Georgiou 4/11 N Browning 4/27	Walker West
7	12-Nov-22	<b>Youlden Parkville</b> 96 S McKean 21 V Bush 21 M Ragavan 3/12 AK Singh 2/12 A Pachaippan 2/21	def by	<b>Reds</b> 130 P Mani 37 V Mathur 28 H Singh 5/10 MA Stringer 2/30	McAlister Oval
8	19-Nov-22	<b>Youlden Parkville</b> 4/120 J Vaughan 52*	def	<b>Parkville District</b> 9/115(cc) H Wood 39 P Deshmukh 23 H Singh 3/22	McAlister Oval
9	26-Nov-22	<b>Emerald Hill</b> 8/193(cc) V Kansara 38 D Rowe 36 AH Ambade 36 M Corstorphin 22 MA Stringer 2/26 J Warmington 2/36	def by	<b>Youlden Parkville</b> 7/196 V Bush 61 Asheet Tak 58 D Shepherd 31* V Goyat 3/32 V Kansara 2/28	Albert Park 9 (Gary Smorgan Oval)
10	3-Dec-22	<b>Reds</b> 9/189(cc) H Raana 68 A Pachaippan 35 V Sukumaran 30 AG Kumar 4/46 AH Phillips 2/32 MA Stringer 2/43	def	<b>Youlden Parkville</b> 120 PP Pemmaraju 27 MA Stringer 20 SK Dommety 20 M Ragavan 4/12 P Mani 2/17	Walker East
11	10-Dec-22	<b>Youlden Parkville</b> 5/232(cc) AJ Ross 91* A Fulton - Grigg 40* V Bush 34 Asheet Tak 24 P Singh 3/33	def by	<b>National</b> 7/233(cc) A Chakraborty 86 S Shaw 50 A Saraswat 31 B Chourasia 22 AH Phillips 2/30 H Singh 2/30	McAlister Oval
12	17-Dec-22	<b>Youlden Parkville</b> 6/142 A Fulton - Grigg 36* SK Dommety 36 V Bush 22	def	<b>Emerald Hill</b> 8/138(cc) AH Ambade 20 J Warmington 2/15 A Fulton - Grigg 2/28 S Eicher 2/30	McAlister Oval
13	7-Jan-23	<b>National</b> 133 A Chakraborty 40 S Kapoor 21 SA Devarapalli 21 AH Phillips 4/21 SK Dommety 3/34 MA Stringer 2/9	def	<b>Youlden Parkville</b> 89 S Kapoor 8/30	Fawkner Park 5
14	15-Jan-23	<b>Youlden Parkville</b> 5/114 A Medell 55* S Harris 3/20 B Alexander 2/28	def	<b>Maribyrnong Pk St Marys</b> 111 R Telfer 37 BE Proud 2/8 AH Phillips 2/28	McAlister Oval
15	21-Jan-23	<b>Youlden Parkville</b> 9/160 Asheet Tak 58* V Srinivasan 28 AB Singh 3/17 A Pachaippan 2/17	def	<b>Reds</b> 9/158(cc) V Mathur 36 H Raana 35 P Mani 30 M Sambath Kumar 26 MA Stringer 3/49 AG Kumar 2/21 J Warmington 2/29	McAlister Oval
16	28-Jan-23	<b>Melbourne City</b> 6/189(cc) P Kulkarni 62* SR Swaminathan 30 A Mani 25 AH Phillips 2/24 EE Pizzey 2/31 S Pemmaraju 2/38	def	<b>Youlden Parkville</b> 145 E Miller 26 EE Pizzey 20 S Kempu 3/21 SK Singh 2/27	Fawkner Park 5
17	5-Feb-23	<b>Maribyrnong Pk St Marys</b> 113 Z Brockfield 35 G Sinnett 26 V Bush 3/17 MA Stringer 2/16 J Warmington 2/17 AH Phillips 2/17	def by	<b>Youlden Parkville</b> 2/117 Aneesh Tak 58* A Tak 24 V Bush 20	Maribyrnong Park (Oval #1 South)
18	11-Feb-23	<b>Royal Park Reds</b> 136 F Wray 33 D Toomey 32 S Wittman 21 V Bush 7/23 (inc hat-trick)	def by	<b>Youlden Parkville</b> 6/138 AL Betts 40* V Bush 40 N Harding 2/16	Walker West
19	18-Feb-23	<b>Melbourne City</b> 147 P Kulkarni 39 AN Shamanewadi 33 J Warmington 3/21 AH Phillips 3/29 RJ Jones 2/31	def by	<b>Youlden Parkville</b> 7/210(cc) AL Betts 44 Asheet Tak 40 T Farrell 34 D Shepherd 29 Aneesh Tak 21 J George 2/48	Fawkner Park 5
20	26-Feb-23	<b>Youlden Parkville</b> 6/217(cc) Asheet Tak 56 T Farrell 53* D Shepherd 43 S Thulasingham 3/35 K Nair 2/37	def	<b>Parkville District</b> 99 V Rajendran 23 F Boyle 3/13 AG Kumar 3/20	McAlister Oval

## THIRD ELEVEN - WON 13 LOST 6 DRAW 5 (Cont.)

21	4-Mar-23	<b>Youlden Parkville</b>	def	<b>Royal Park Reds</b>	McAlister Oval
		<b>6/151</b> V Bush 43 Asheet Tak 25 T Farrell 23 J Muscat 2/21		<b>38</b> MA Stringer 3/11 J Warmington 2/8 RJ Jones 2/9 AG Kumar 2/9	
22	11-Mar-23	<b>Maribyrnong Pk St Marys</b>	def by	<b>Youlden Parkville</b>	Aberfeldie Park (Oval #2 - East Turf)
		<b>150</b> D Radich 53 C Roylance 32 N Pussalle 22 MA Stringer 2/20 RJ Jones 2/25 J Warmington 2/37		<b>9/152</b> SK Dommety 41* Asheet Tak 26 AH Phillips 24* D Radich 2/13 N Furneaux 2/27 JA Buckle 2/32 S Gupta 2/33	
SF	18-Mar-23	<b>Youlden Parkville</b>	def	<b>Reds</b>	McAlister Oval
		<b>4/140</b> T Farrell 42* Asheet Tak 37 Aneesh Tak 25 AB Singh 2/23		<b>135</b> A Pachaiappan 56 M Ragavan 21 J Warmington 5/15 AG Kumar 2/30	
GF	25-Mar-23	<b>Melbourne City</b>	def by	<b>Youlden Parkville</b>	Fawkner Park 3 (Cordner Oval)
		<b>109</b> M Krishna 29 AN Shamanewadi 24 P Kulkarni 21 J Warmington 3/11 AH Phillips 3/19		<b>110</b> A Medell 25* D Mishra 3/19 P Kulkarni 2/16 M Kumar 2/19	

## FOURTH ELEVEN - WON 7 LOST 8 DRAW 6

Round	Dates	Home Team	V	Away Team	Venue
1	2-Oct-22	<b>Thornbury Turf Stokers</b>	drew	<b>Youlden Parkville</b>	Corben Oval
2	9-Oct-22	<b>Youlden Parkville</b>	drew	<b>Sunrise</b>	Ryder Oval
3	16-Oct-22	<b>Melbourne Cobras</b>	drew	<b>Youlden Parkville</b>	HG Smith Oval
4	23-Oct-22	<b>Footscray United</b>	def by	<b>Youlden Parkville</b>	Scovell Reserve
		<b>79</b> DP Deasy 20 P McKean 3/6 F Boyle 3/9		<b>87</b> Z Freebairn 3/10 M McLellan 3/11	
5	30-Oct-22	<b>Maribyrnong Pk St Marys</b>	drew	<b>Youlden Parkville</b>	Scovell Reserve
6	6-Nov-22	<b>North Balwyn</b>	def	<b>Youlden Parkville</b>	Macleay Park (DS Bull Oval)
		<b>8/273(cc)</b> R Cramb 55 S Hersom 49 J Cohen 43 B Vasan 40 H Almond 3/54 D Fornito 2/33		<b>9/170(cc)</b> A Medell 41 AL Betts 30 RJ Jones 23* V Bush 21* S D'Souza 2/14 T Redfern 2/26 TP Dussin 2/26	
7	13-Nov-22	<b>Youlden Parkville</b>	def by	<b>Brunswick</b>	Ryder Oval
		<b>9/119(cc)</b> D Shepherd 60 P kumar 3/34 P Singh 2/17		<b>8/170(cc)</b> BS Gill 41 S Deol 37 D Fornito 2/15 S Pemmaraju 2/26 RJ Jones 2/29	
8	20-Nov-22	<b>Youlden Parkville</b>	drew	<b>Melbourne Cobras</b>	Ryder Oval
9	27-Nov-22	<b>Maribyrnong Pk St Marys</b>	def by	<b>Youlden Parkville</b>	Maribyrnong Park (Oval #1 South)
		<b>170</b> S Nammi 59 V Anerali 57 S Gundeti 23 F Newing 3/25 K Mawer 2/21 R Kapoor 2/33		<b>1/171</b> F Newing 79 WT Aldridge 53* D Fornito 20*	
10	4-Dec-22	<b>Brunswick</b>	def by	<b>Youlden Parkville</b>	A.G Gillon Oval
		<b>152</b> C Rowe 33 S Deol 22 J Paevere 5/28 F Boyle 2/23 K Mawer 2/28		<b>9/223(cc)</b> A Avraam 57 J Paevere 32 T Talwar 29 P Kumar 3/37 R Dadwal 2/17	
11	11-Dec-22	<b>Youlden Parkville</b>	def	<b>Footscray United</b>	Ryder Oval
		<b>2/149</b> D Fornito 64* AL Betts 36 T Talwar 27*		<b>146</b> N Vocule 44 M Egan 34 F Boyle 4/31 T Talwar 3/17 S Pemmaraju 2/34	
12	18-Dec-22	<b>Youlden Parkville</b>	def	<b>Maribyrnong Pk St Marys</b>	Ormond Park
		<b>9/125(cc)</b> D Fornito 26 F Boyle 20 S Agulla 3/24 V Anerali 2/19 Y Pannala 2/21		<b>8/118(cc)</b> SS Kotta 30 S Agulla 28 T Talwar 2/11 S Raza 2/15	
13	8-Jan-23	<b>Footscray United</b>	def	<b>Youlden Parkville</b>	Scovell Reserve
		<b>2/103</b> D Melican 45* J Salamito 39		<b>102</b> T Farrell 35 J Marazita 2/11 M McLellan 2/21 D Melican 2/24 J Flynn 2/27	

## FOURTH ELEVEN - WON 7 LOST 8 DRAW 6 (Cont.)

Round	Dates	Home Team	V	Away Team	Venue
14	15-Jan-23	<b>Youlden Parkville</b> <b>119</b> C Shukla 3/20 S Khan 2/0 A Sinha 2/25	def by	<b>Thornbury Turf Stokers</b> <b>8/202(cc)</b> P Chavan 53 K Gnanamanikkam 25 F Dina 21* T Thomas 21 K Mawer 3/28 T Talwar 2/27 P McKean 2/35	Ryder Oval
15	22-Jan-23	<b>Youlden Parkville</b> <b>9/192</b> AL Betts 57* T Talwar 33 AN Skate 28 D Shepherd 22 H Gill 4/28 R Dadwal 3/29 R Singh 2/18	def	<b>Brunswick</b> <b>187</b> BS Gill 39 R Dadwal 34 R Singh 23 BS Sidhu 20 T Talwar 4/22 R Kapoor 3/41	Ryder Oval
16	29-Jan-23	<b>Sunrise</b> <b>8/255(cc)</b> J Amin 119* A Bhatt 41 R Prajapati 30 R Kapoor 3/45 AL Wilson 2/34	def	<b>Youlden Parkville</b> <b>197</b> D Fornito 85 F Boyle 27 AL Wilson 25 K Patel 4/22	Walker Esat
17	5-Feb-23	<b>Thornbury Turf Stokers</b>	drew	<b>Youlden Parkville</b> <b>1/16</b>	Corben Oval
18	12-Feb-23	<b>North Balwyn</b> <b>4/212(cc)</b> K Maheshwaran 78 S Hersom 57 J Cohen 37* F Boyle 2/38	def	<b>Youlden Parkville</b> <b>146</b> SN Butt 30 A Medell 24 F Boyle 21 D Murphy 5/18 S Rajagopalan 2/2 M Maheshwaran 2/27	Macleay Park (DS Bull Oval)
19	19-Feb-23	<b>Sunrise</b> <b>222</b> J Patel 71 R Prajapati 45 JN Patel 44 K Patel 21 V Bagi 3/36 T Talwar 2/2 S Raza 2/30	def	<b>Youlden Parkville</b> <b>113</b> T Talwar 20 B Patel 4/27 J Patel 2/4 R Prajapati 2/14	Walker Esat
20	26-Feb-23	<b>Youlden Parkville</b> <b>9/191(cc)</b> AN Skate 80 V Bush 24 S Sharma 3/25 R Joon 3/34	def	<b>Melbourne Cobras</b> <b>5/195</b> R Saini 85* AP Gade 31 A Pratap 30 A Bazaz 2/36	Ryder Oval (Won On Protest)
21	5-Mar-23	<b>Thornbury Turf Stokers</b> <b>5/172</b> F Ali 71* S Khan 39* S Raza 2/25 V Bagi 2/33	def	<b>Youlden Parkville</b> <b>168</b> F Boyle 36 SN Butt 36 T Talwar 35 C Shukla 4/37 S Khan 3/12 SA Khan 2/22	Corben Oval

## FIFTH ELEVEN - WON 8 LOST 8 DRAW 6

Round	Dates	Home Team	V	Away Team	Venue
1	1-Oct-22	<b>Youlden Parkville</b>	drew	<b>Melbourne City</b>	McAlister Oval
2	8-Oct-22	<b>Melbourne Falcons</b>	drew	<b>Youlden Parkville</b>	Crawford Oval
3	16-Oct-22	<b>Youlden Parkville</b>	drew	<b>Flemington</b>	McAlister Oval
4	22-Oct-22	<b>Youlden Parkville</b>	drew	<b>Flemington Colts</b>	McAlister Oval
5	29-Oct-22	<b>Indigos</b>	drew	<b>Youlden Parkville</b>	Crawford Oval
6	5-Nov-22	<b>Youlden Parkville</b> <b>9/144(cc)</b> H Singh 50 JG Pearce 22 R Aldridge 21 TP Ivaturi 4/14 R Johnson 2/26	def	<b>Reds</b> <b>119</b> V Mathur 29 J Aldridge 5/13 DK Silva 2/17	McAlister Oval
7	13-Nov-22	<b>Brunswick</b> <b>4/99</b> A Bal 40 DK Silva 2/18	def	<b>Youlden Parkville</b> <b>9/97(cc)</b> R Aldridge 29 T Burn 3/9 E Mason 2/10	A.G Gillon Oval
8	19-Nov-22	<b>Flemington</b> <b>5/102(cc)</b> S Dessmann 37 EE Pizzey 4/9	def by	<b>Youlden Parkville</b> <b>2/134(cc)</b> R Wandel 45* DS Pizzey 44	McAlister Oval
9	27-Nov-22	<b>Indigos</b> <b>80</b> V Bhutani 27 V Bagi 5/18 M Watson 2/2 A Bazaz 2/12	def by	<b>Youlden Parkville</b> <b>3/83</b> M Sivakumar 26	Crawford Oval

**FIFTH ELEVEN** - WON 8 LOST 8 DRAW 6 (Cont.)

Round	Dates	Home Team	V	Away Team	Venue
10	3-Dec-22	<b>Youlden Parkville</b> 108 R Wandel 28 A Read 3/5 E Mason 3/19	def by	<b>Brunswick</b> 2/110 J Anderson 75* J Aldridge 2/22	McAlister Oval
11	10-Dec-22	<b>Flemington Colts</b> 6/195(cc) A Ruiiu 61 S Fernando 38 TW Devine 32*	def by	<b>Youlden Parkville</b> 2/197 DS Pizzey 110* R Wandel 48 A Ruiiu 2/25	JJ Holland Park
12	17-Dec-22	<b>Indigos</b> 9/119(cc) S Billa 23 A Ahmed 20* JG Pearce 3/13 D Tiwari 2/16 M Watson 2/18	def by	<b>Youlden Parkville</b> 2/123 R Aldridge 44* R Wandel 32 DS Pizzey 28	Crawford Oval
13	8-Jan-23	<b>Youlden Parkville</b> 4/136 DS Pizzey 51 R Aldridge 26* PP Pemmaraju 25	def	<b>Flemington Colts</b> 134 P Shakespeare 62* H Pearce 3/6 DK Silva 3/22 EE Pizzey 2/28	McAlister Oval
14	15-Jan-23	<b>Melbourne City</b> 4/145 BD Choudhury 47 R Jhamb 28* A Tucker 2/23	def	<b>Youlden Parkville</b> 143 R Wandel 44 R Aldridge 20 S Pandian 4/23 R Keshavamurthy 3/31 P Kulkarni 2/21	Flemington Road Oval
15	22-Jan-23	<b>Brunswick</b> 6/168 J Sutcliffe 42* L Anderson 39 L Giblett 26* EE Pizzey 2/26	def	<b>Youlden Parkville</b> 167 DS Pizzey 45 JG Pearce 24 J Allen 24 MA Rahman(ROMI) 3/21 B Allan 2/18	A.G Gillon Oval
16	28-Jan-23	<b>Youlden Parkville</b> 7/224(cc) SN Butt 101 A Singh 53 JG Pearce 29 SS Kumar 2/23	def by	<b>Melbourne Falcon</b> 8/225 D Gunasekar 39 V Vangala 38 T Goswami 36* S Vankudotu 22 D Dubey 20 S Sinha 4/42	McAlister Oval
17	4-Feb-23	<b>Youlden Parkville</b> 7/169(cc) PP Pemmaraju 42 BE Proud 41 DS Pizzey 29 A Nambi 3/36 S Raj 2/25	def	<b>Melbourne City</b> 162 M Sundara 43 A Nagarajan 42 PP Pemmaraju 4/25 EE Pizzey 3/15 J Aldridge 2/31	McAlister Oval
18	11-Feb-23	<b>Melbourne Falcon</b> 5/94 H Chinoy 32 D Dubey 26 D Tiwari 3/24 J Aldridge 2/10	def	<b>Youlden Parkville</b> 92 R Khajuria 3/9 V Vangala 3/16 R Valluripalli 2/14	Crawford Oval
19	18-Feb-23	<b>Youlden Parkville</b> 8/140(cc) X Murphy 44* MV Putsakayala 3/23 S Bogli 2/8	def by	<b>Reds</b> 7/143 N Sivasubramaniam 43* M Prasad 30* JG Pearce 2/31	Western Oval
20	25-Feb-23	<b>Flemington</b> 3/110 J Little 53* EE Pizzey 2/25	drew	<b>Youlden Parkville</b> 8/275(cc) D Tiwari 72 V Srinivasan 52 H Raut 36 DS Pizzey 27 A Tucker 26* A White 4/46 R Gya 2/50	Walter Street Reserve
21	4-Mar-23	<b>Reds</b> 152 S Sivasankaranarayanan 32 J Sundaramoorthy 30* V Sukumaran 21 D Tiwari 3/13 H Raut 3/16 S Pemmaraju 3/25	def by	<b>Youlden Parkville</b> 5/158 H Raut 39* J Allen 28* DS Pizzey 24 H Rana 3/31	Walker West
22	11-Mar-23	<b>Youlden Parkville</b> 144 WT Aldridge 40 R Wandel 36 JG Pearce 21 V Yadav 7/32	def by	<b>Melbourne City</b> 191 C Jain 53 V Yadav 30 BD Choudhury 29 J Aldridge 3/26 X Murphy 2/22	McAlister Oval

**SIXTH ELEVEN** - WON 8 LOST 9 DRAW 6

Round	Dates	Home Team	V	Away Team	Venue
1	2-Oct-22	<b>Melbourne City</b>	drew	<b>Youlden Parkville</b>	Walker West
2	9-Oct-22	<b>South Yarra</b> <b>0/79</b> B McLean 37* CC McKenna 22*	def	<b>Youlden Parkville</b> <b>7/77(cc)</b> J Scurry 2/5 CC McKenna 2/14 A Aga 2/23	Como Park (East Oval)
3	15-Oct-22	<b>Youlden Parkville</b>	drew	<b>Emerald Hill</b>	McAlister Oval
4	23-Oct-22	<b>Youlden Parkville</b>	drew	<b>Parkville District</b>	McAlister Oval
5	29-Oct-22	<b>Youlden Parkville</b>	drew	<b>Sacred Heart</b>	McAlister Oval
6	6-Nov-22	<b>Youlden Parkville</b> <b>5/152</b> V Murphy 56 A Harris 44 T West 22 M Reddy 3/17	def	<b>Youlden Parkville Gold</b> <b>7/146(cc)</b> RD Clancy 33 J Pfeffer 25 S Akella 3/11 T Van Beek 2/22	McAlister Oval
7	13-Nov-22	<b>Flemington</b> <b>4/128(cc)</b> K Parekh 47 SF Calthorpe 23* S Akella 3/9	tied	<b>Youlden Parkville</b> <b>9/128(cc)</b> JT Murphy 30* T West 22 M Jumpertz 20 W Crook 4/31 R Donnelly 2/41	Walter Street Reserve
8	19-Nov-22	<b>Emerald Hill</b> <b>3/177(cc)</b> N Bhardwaj 101* J Lynskey 30 P Le Sueur 2/33	def	<b>Youlden Parkville</b> <b>74</b> R Pai 20 N Bhardwaj 4/8 M Boyle 2/13 MA Howie 2/25	Albert Park 12 (Warwick Armstrong Oval)
9	26-Nov-22	<b>Youlden Parkville</b> <b>189</b> T West 61 L Hopcraft 41 A Pearce 23 H Sinha 20 A Lagona 5/23 P Butters 2/19	def	<b>Sacred Heart</b> <b>51</b> A Lagona 35* L Hopcraft 3/5 S Sinha 2/4 P Le Sueur 2/8	McAlister Oval
10	4-Dec-22	<b>Youlden Parkville</b> <b>8/165</b> A Harris 47 V Murphy 32 T West 24 O Ingham 3/43	drew	<b>Flemington</b> <b>166</b> M Warhurst 42 J Ferguson 29 MJ Welsh 27 R Donnelly 23 P McKean 4/31 P Le Sueur 2/38	McAlister Oval
11	10-Dec-22	<b>Parkville District</b> <b>74</b> D Dinh 20 V Murphy 3/7 P Le Sueur 2/8 L Hopcraft 2/10 E Campbell 2/12	def by	<b>Youlden Parkville</b> <b>4/245(cc)</b> G Newing 97* H Sinha 51* B OSullivan 3/47	HG Smith Oval
12	18-Dec-22	<b>Sacred Heart</b> <b>4/142</b> T Meldrum 43* J Bradley 33 TN Shoemsmith 26* S Akella 2/24	def by	<b>Youlden Parkville</b> <b>6/165(cc)</b> A Harris 50* V Murphy 42 JT Murphy 37 A Askeen 2/30	Ormond Park
13	7-Jan-23	<b>Youlden Parkville</b> <b>6/83</b> D Dinh 3/11	def	<b>Parkville District</b> <b>81</b> A Malleshappa 25 S Sinha 3/7 X Murphy 2/22	McAlister Oval
14	14-Jan-23	<b>Youlden Parkville</b> <b>107</b> M Harris 23* S Sinha 21 RC Gour 5/18 PB Rajesh 2/18	def by	<b>Melbourne City</b> <b>138</b> RC Gour 37 R Mathachen 26 PB Rajesh 20 X Murphy 3/17 S Sinha 3/18 DK Silva 2/20 M Harris 2/31	McAlister Oval
15	22-Jan-23	<b>Youlden Parkville</b> <b>187</b> S Sinha 83 P Le Sueur 21 A White 3/36 A Waddell 2/12 W Crook 2/22 J Kelly 2/38	def	<b>Flemington</b> <b>103</b> SF Calthorpe 23 T Van Beek 5/25 RJ Phelps 2/17	McAlister Oval
16	28-Jan-23	<b>South Yarra</b> <b>8/270(cc)</b> T Sasse 76* C Mendis 46 V Richards 37 S Subramanian 27 RR McKinnon 21 P Le Sueur 3/37 T West 3/63	def	<b>Youlden Parkville</b> <b>65</b> L Hopcraft 20 RR McKinnon 5/10 A Kennedy 2/13	Como Park (East Oval)

## SIXTH ELEVEN - WON 8 LOST 9 DRAW 6 (Cont.)

Round	Dates	Home Team	V	Away Team	Venue
17	5-Feb-23	<b>Melbourne City</b>  110 SP Muralidharan 35 I Rah 23 T Van Beek 3/12 P Le Sueur 2/14 L Hopcraft 2/16 JT Murphy 2/16	def by	<b>Youlden Parkville</b>  5/179(cc) V Murphy 55 JT Murphy 53 A Harris 30* M Kangutkar 3/48	Walker West
18	11-Feb-23	<b>Youlden Parkville</b>  7/147(cc) V Murphy 49 B Mullan 2/11 J White 2/26	def	<b>Youlden Parkville Gold</b>  78 PG Sinclair 21 P Le Sueur 3/22 J Parsons 2/7 T Van Beek 2/18 S Akella 2/20	McAlister Oval
19	18-Feb-23	<b>South Yarra</b>  3/192 S Nautiyal 100* HN Gangavarapu 46*	def	<b>Youlden Parkville</b>  7/186(cc) V Murphy 61 H Sinha 33* JT Murphy 21 JR Corrigan 20 D Strachan 3/24	Como Park (East Oval)
20	25-Feb-23	<b>Youlden Parkville</b>  115 H Sinha 45 S Sinha 20 J Lynskey 4/23 MA Howie 3/14	def by	<b>Emerald Hill</b>  2/118 B Runnalls 71* S Sinha 2/44	McAlister Oval
21	5-Mar-23	<b>Youlden Parkville</b>  130 J Parsons 36 G Newing 3/23 GV Banova 2/7 R Bestha 2/21	def by	<b>Youlden Parkville Gold</b>  6/221(cc) JG Pearce 99 G Newing 57* G Arora 29 P Le Sueur 4/18	McAlister Oval
22	12-Mar-23	<b>Melbourne City</b>  6/117 RC Gour 42 R Lingutla 33 E Campbell 3/18 P Le Sueur 2/19	def	<b>Youlden Parkville</b>  115 L Hopcraft 30 R Lingutla 3/14 R Selvaraj 3/15 M Kangutkar 2/34	Walker West
SF	18-Mar-23	<b>Youlden Parkville</b>  92 L Hopcraft 22* JT Murphy 22 J Lynskey 4/12 M Boyle 2/6 J Dyer 2/22	def by	<b>Emerald Hill</b>  180 J Dyer 48* B Runnalls 24 T Van Beek 3/37 JT Murphy 2/11 S Sinha 2/20 S Akella 2/46	Ransford Oval

## SEVENTH ELEVEN - WON 6 LOST 10 DRAW 5

Round	Dates	Home Team	V	Away Team	Venue
1	2-Oct-22	<b>Youlden Parkville</b>	drew	<b>Edinburgh</b>	Ryder Oval
2	9-Oct-22	<b>Reds</b>	drew	<b>Youlden Parkville</b>	Walker West
3	16-Oct-22	<b>Youlden Parkville</b>	drew	<b>Brunswick</b>	Ryder Oval
4	23-Oct-22	<b>Youlden Parkville</b>	drew	<b>Flemington Colts</b>	Ryder Oval
5	30-Oct-22	<b>Thornbury Turf Stokers</b>	drew	<b>Youlden Parkville</b>	EO McCutchan Oval
6	6-Nov-22	<b>Youlden Parkville</b>  8/137 R Pai 27 V Bagi 26* A Mithsagar 4/29 I Syed 2/26	def	<b>Melbourne Strikers</b>  135 HV Mohammed 35 I Syed 24 V Bagi 3/15 S Sinha 3/22 F UI Haq 2/19	Ryder Oval
7	13-Nov-22	<b>Racing Rugby Melbourne</b>  189 M Moody 58 T Domnisse 27 F Krueger 24 H Reinhard 20 S Sinha 4/37	def	<b>Youlden Parkville</b>  7/187(cc) J Pfeffer 37 M Reddy 29* S Bhosle 23* M Moody 2/16 J Hall 2/31 H Reinhard 2/42	Dane Road Reserve
8	20-Nov-22	<b>Brunswick</b>  2/97(cc) V Bangalore 35 M McCarthy 30 R Powell 24* F UI Haq 2/14	def by	<b>Youlden Parkville</b>  6/98 J Pfeffer 35 Z Meehan-Laurins 2/15	Ryder Oval
9	27-Nov-22	<b>Youlden Parkville</b>  8/174(cc) M Ryan 45* A Thakur 40 E Kane 4/24 L Muller 2/20	def	<b>Thornbury Turf Stokers</b>  108 SJ Cummins 41 F UI Haq 6/18 E Jacobs 3/14	Ryder Oval

**SEVENTH ELEVEN** - WON 6 LOST 10 DRAW 5 (Cont.)

Round	Dates	Home Team	V	Away Team	Venue
10	4-Dec-22	<b>Youlden Parkville</b> 2/144 R Pai 37 T Van Beek 32* M Bhosle 24	def	<b>Racing Rugby Melbourne</b> 8/136(cc) S Dalrymple 39* F Barnacle 30 H Reinhard 20 T Van Beek 3/6 F Ul Haq 3/25 M Ryan 2/12	Ryder Oval
11	11-Dec-22	<b>Flemington Colts</b> 2/163 K Fernandez 63* J Martin 43 EJ Fernandez 23*	def	<b>Youlden Parkville</b> 5/155(cc) J Pfeffer 61* M Ryan 33 T Alcock 2/18	JJ Holland Park
12	18-Dec-22	<b>Thornbury Turf Stokers</b> 53 M Ryan 3/3 M Pillai 2/2 F Ul Haq 2/3 S Sinha 2/15	def by	<b>Youlden Parkville</b> 7/123(cc) M Bhosle 67* N Quon 3/15 DS Rajendran 2/23	EO McCutchan Oval
13	8-Jan-23	<b>Youlden Parkville</b> 6/122(cc) L Allman 62* NT Blackmore 22* J Martin 2/25	def by	<b>Flemington Colts</b> 167 M Fitzpatrick 48* B Alcock 30 A Cooper 2/14 J Ryan 2/23	Ryder Oval
14	15-Jan-23	<b>Edinburgh</b> 8/190(cc) L Hodder 74* J Graham 31 J Ryan 3/18 M Ryan 2/20 A Sharma 2/41	def	<b>Youlden Parkville</b> 107 J Ryan 38* D Oliver 3/7 R Bickerton 2/4 J Graham 2/10 J Martin 2/18	WT Peterson Oval (Brunswick St Oval)
15	22-Jan-23	<b>Racing Rugby Melbourne</b> 226 DP Horsell 91 H Reinhard 35 M Moody 23* M Ryan 2/36 J Ryan 2/51	def	<b>Youlden Parkville</b> 9/214(cc) L Allman 67 A Sharma 39	Dane Road Reserve
16	29-Jan-23	<b>Youlden Parkville</b> 138 J Pfeffer 30 D Rogerson 4/29 U Khteeb 3/22 AG Reddy 2/20	def	<b>Reds</b> 84 D Monteiro 35 M Ryan 3/21 F Ul Haq 2/8 G Arora 2/17	Ryder Oval
17	5-Feb-23	<b>Youlden Parkville</b> 136 L Allman 35* A Dunning 3/15 K York 3/24	def by	<b>Edinburgh</b> 2/139 J Graham 53* L Hodder 38	Ryder Oval
18	12-Feb-23	<b>Youlden Parkville</b> 122 V Bagi 32 M Reddy 20 J Monpara 3/15 AW Mohammed 3/31	def by	<b>Melbourne Strikers</b> 9/182(cc) RR Burugapally 100* V Bagi 2/15 R Bestha 2/24 M Reddy 2/32	Ryder Oval
19	19-Feb-23	<b>Youlden Parkville</b> 51 R Naik 6/12 D Rogerson 2/2 and 1/66 J McLeod 25	def by	<b>Reds</b> 111 D Monteiro 33 A Sequeira 22 M Ryan 4/43 M Reddy 2/19 F Ul Haq 2/25	Ryder Oval
20	26-Feb-23	<b>Brunswick</b> 253 R Powell 77 M McCarthy 53 TK Martin 33 H Bhatia 22 D Anderson 21 J Ryan 4/21 T Adamson 2/62	def	<b>Youlden Parkville</b> 7/199(cc) L Allman 48 S Bhosle 44 J McLeod 30 H Bhatia 3/29 B Sarah 2/17	McDonald Reserve (Coburg)
21	5-Mar-23	<b>Youlden Parkville</b> 117 A Sharma 23 J Ryan 22* D Oliver 3/11 HS Dichiera 2/10 M Drew 2/17	def by	<b>Edinburgh</b> 6/231(cc) D Lyons 100* NJ Dekker 26* D Oliver 23 L Hodder 22 E Kim-Anderson 2/38	Ryder Oval



**EIGHTH ELEVEN** - WON 6 LOST 9 DRAW 7

Round	Dates	Home Team	V	Away Team	Venue
1	1-Oct-22	South Yarra	drew	Youlden Parkville	Como Park (East Oval)
2	8-Oct-22	Youlden Parkville	drew	Melbourne City	Crawford Oval
3	15-Oct-22	Youlden Parkville	drew	Flemington	Crawford Oval
4	22-Oct-22	Youlden Parkville	drew	Sacred Heart	Crawford Oval
5	29-Oct-22	Parkville District	drew	Youlden Parkville	HG Smith Oval
6	6-Nov-22	Youlden Parkville	def	Youlden Parkville Gold	McAlister Oval
		5/152 V Murphy 56 A Harris 44 T West 22 M Reddy 3/17		7/146(cc) RD Clancy 33 J Pfeffer 25 S Akella 3/11 T Van Beek 2/22	
7	12-Nov-22	Emerald Hill	def	Youlden Parkville	Albert Park 12 (Warwick Armstrong Oval)
		9/153(cc) J Lynskey 70 T Smith 20 M Reddy 2/19 M Ryan 2/24 G Arora 2/25		117 Z Ahmer 41 MA Howie 2/14 A Rimmer 2/23 M Boyle 2/24	
8	20-Nov-22	Flemington	drew	Youlden Parkville	Walter St Reserve
9	27-Nov-22	Youlden Parkville	def by	Parkville District	McAlister Oval
		108 RD Clancy 28 A Wahab 25 B OSullivan 3/11 L Chinsu Palani 2/11 R Jambhulkar 2/30		147 A Ambasht 48 A Sharma 2/14 H Coulson Wiegard 2/20	
10	4-Dec-22	Youlden Parkville	def by	Emerald Hill	Western Oval
		8/173(cc) A Tucker 37 J White 30 M Reddy 30* N Bhardwaj 2/18 MA Howie 2/44		9/233(cc) N Bhardwaj 69 J Lynskey 37 B Runnalls 21 H Coulson Wiegard 2/21 R Bestha 2/25	
11	10-Dec-22	Sacred Heart	def by	Youlden Parkville	Western Oval
		170 JK White 61 T Meldrum 37 A Gandhi 4/17 M Ryan 2/17 J White 2/28 A Pearce 2/28		224 PG Sinclair 35 J White 32 M Ryan 32 NT Blackmore 23 GV Banova 22 T McCallum 4/52 P Butters 2/20	
12	17-Dec-22	Parkville District	def by	Youlden Parkville	HG Smith Oval
		4/125 A Ambasht 33 D Dinh 28 H Coulson Wiegard 3/16		7/127(cc) A Wahab 64 R Brown 22 S Hodges 3/12	
13	7-Jan-23	Youlden Parkville	def	Sacred Heart	Western Oval
		9/179 PG Sinclair 68 MJ Perkins 42* PJ Christensen 3/25 C Hastings 2/26		8/176(cc) C Davidson 49 TN Shoesmith 35 G Arora 3/26 R Bestha 2/36	
14	15-Jan-23	Youlden Parkville	def by	South Yarra	Western Oval
		8/184(cc) Z Ahmer 57* PG Sinclair 29 O Fortescue 24 D Strachan 3/20 X Alphonse 2/32		5/190 H Ramakrishnan 109 S Subramanian 42 B Mullan 3/15	
15	22-Jan-23	Youlden Parkville	def by	Emerald Hill	Western Oval
		145 T Skate 35 A Pearce 34* PG Sinclair 29 A Rimmer 5/27 J Dyer 2/26		9/237(cc) B Runnalls 122* H Coulson Wiegard 2/41 G Arora 2/54	
16	28-Jan-23	Youlden Parkville	def	Melbourne City	Western Oval
		6/193(cc) O Fortescue 54 Z Ahmer 40* R Brown 23* R Keshavamurthy 2/34		131 R Lingutla 33 RC Gour 24 M Ryan 3/25 G Newing 3/26 A Pearce 2/24	
17	4-Feb-23	South Yarra	drew	Youlden Parkville	Como Park (East Oval)
18	11-Feb-23	Youlden Parkville		Youlden Parkville Gold	McAlister Oval
		7/147(cc) V Murphy 49 B Mullan 2/11 J White 2/26		78 PG Sinclair 21 P Le Sueur 3/22 J Parsons 2/7 T Van Beek 2/18 S Akella 2/20	

## EIGHTH ELEVEN - WON 6 LOST 9 DRAW 7 (Cont.)

Round	Dates	Home Team	V	Away Team	Venue
19	19-Feb-23	<b>Melbourne City</b> 8/283(cc) US Pawar 74 AL Bharadwaj 50 PB Rajesh 48 RC Gour 22* G Newing 2/56	def	<b>Youlden Parkville</b> 130 G Arora 57 R Brown 22 K Sood 3/22 R Selvaraj 3/26 US Pawar 2/14	Walker West
20	26-Feb-23	<b>Flemington</b> 130 N Zheng 48 J Cuttler 32 A Pearce 2/8 J White 2/9 G Arora 2/13 G Newing 2/16	def by	<b>Youlden Parkville</b> 7/199(cc) G Arora 34 A Wahab 34* G Newing 32 R Brown 23 N Zheng 3/26	Walter St Reserve
21	5-Mar-23	<b>Youlden Parkville</b> 130 J Parsons 36 G Newing 3/23 GV Banova 2/7 R Bestha 2/21	def by	<b>Youlden Parkville Gold</b> 6/221(cc) JG Pearce 99 G Newing 57* G Arora 29 P Le Sueur 4/18	McAlister Oval
22	12-Mar-23	<b>South Yarra</b> 7/196 S Subramanian 45 S Nautiyal 38 D Strachan 29* N Molla 27 V Richards 20 G Arora 3/21	def	<b>Youlden Parkville</b> 9/191(cc) DK Silva 48 A Singh 32 G Arora 29 J Ryan 29 V Richards 2/24 X Alphonse 2/29 A Kennedy 2/43	Como Park (East Oval)

## WOMENS FIRST TEAM - WON 9 LOST 3 DRAW 3

Round	Dates	Home Team	V	Away Team	Venue
1	23-Oct-22	<b>Keilor Park</b>	drew	<b>Youlden Parkville</b>	Keilor Park Recreational Reserve (Oval 3)
2	30-Oct-22	<b>Youlden Parkville</b>	drew	<b>Pascoe Vale Hadfield</b>	Ransford Oval
3	6-Nov-22	<b>Westmeadows</b> 7/103(cc) C Twentyman 23* K O'Donnell 20 G Freer 2/21	def by	<b>Youlden Parkville</b> 5/105(cc) G Freer 23*	Westmeadows Reserve
4	13-Nov-22	<b>Youlden Parkville</b> 6/95 C Ray 3/11 L La Bouchardiere 2/20	def by	<b>Pascoe Vale Central</b> 4/131(cc) R O'Riordan 32* C Ray 21 G Freer 2/8	Ransford Oval
5	20-Nov-22	<b>Youlden Parkville</b>	drew	<b>Sanctury Lakes</b>	Ransford Oval
6	27-Nov-22	<b>Youlden Parkville</b> 2/142(cc) G Connelly 38* C Boyle 24*	def	<b>Keilor Park</b> 5/101(cc) CJ Simon 41*	Ransford Oval
7	4-Dec-22	<b>Pascoe Vale Hadfield</b> 6/187 S Thurlow-Cole 73* AA Mekawy 47* I Saunders 24	def	<b>Youlden Parkville</b> 5/111 R Grinham 43* Z Sharman 28*	James Martin Reserve
8	11-Dec-22	<b>Youlden Parkville</b> 3/212(cc) M Stonehouse 70* E Caldecott 29* Z Sharman 25*	def	<b>Westmeadows</b> 6/127 M Robinson 49 K O'Donnell 25* L Read 2/22	Ransford Oval
9	18-Dec-22	<b>Youlden Parkville</b> 5/152(cc) M Stonehouse 31* E Caldecott 20 I Gosal 2/24	def	<b>Sanctury Lakes</b> 5/97(cc) A Bhalla 27* S Oliver 25*	Ransford Oval
10	29-Jan-23	<b>Pascoe Vale Central</b> 5/82(cc) L La Bouchardiere 23*	def by	<b>Youlden Parkville</b> 6/100(cc) M Stonehouse 32* C Ray 2/11	Oak Park (North Oval)
11	5-Feb-23	<b>Keilor Park</b> 1/152 L Griffin 29* S Simon 23*	def by	<b>Youlden Parkville</b> 3/171(cc) ML Tancred 42* L Read 26* M Stonehouse 20* S Simon 2/19	Keilor Park Recreational Reserve (Oval 3)
12	12-Feb-23	<b>Youlden Parkville</b> 5/149 M Stonehouse 63* Z Sharman 26* R O'Riordan 3/21	def	<b>Pascoe Vale Central</b> 5/123(cc) L La Bouchardiere 28* L Read 2/22	Ransford Oval

## WOMENS FIRST TEAM - WON 9 LOST 3 DRAW 3 (Cont.)

Round	Dates	Home Team	V	Away Team	Venue
13	19-Feb-23	<b>Westmeadows</b> <b>6/110(cc)</b> M Robinson 30*	def by	<b>Youlden Parkville</b> <b>0/123</b> M Stonehouse 30* ML Tancred 24*	Westmeadows Reserve
SF	26-Feb-23	<b>Youlden Parkville</b> <b>6/160</b> M Stonehouse 39* ML Tancred 35* S Simon 2/22	def	<b>Keilor Park</b> <b>5/150(cc)</b> L Griffin 65* S Simon 41 M Stonehouse 2/5	Ransford Oval
GF	5-Mar-23	<b>Pascoe Vale Hadfield</b> <b>2/104</b> L Pelosi 25*	def	<b>Youlden Parkville</b> <b>3/103</b> M Stonehouse 22*	James Martin Reserve

## WOMENS SECOND TEAM - WON 1 LOST 7 DRAW 3 TIE 1 BYE 1

Round	Dates	Home Team	V	Away Team	Venue
1	23-Oct-22	<b>Youlden Parkville</b>	drew	<b>Gellibrand</b>	Ransford Oval
2	30-Oct-22	<b>Brunswick</b>	drew	<b>Youlden Parkville</b>	Allard Park
3	6-Nov-22	<b>Youlden Parkville</b> <b>7/110(cc)</b> G Connelly 70* J Hyndes 3/19 L Harris 2/20	def by	<b>West Coburg</b> <b>2/150(cc)</b> L Harris 86*	Ransford Oval
4	13-Nov-22	<b>Youlden Parkville</b>	def by	<b>Melbourne Deaf</b>	Ransford Oval
	20-Nov-22	<b>3/107(cc)</b> G Connelly 31*		<b>3/141(cc)</b>	
5	27-Nov-22	<b>Youlden Parkville</b>	drew	<b>Maribyrnong Park St Marys</b>	Ransford Oval
6	4-Dec-22	<b>BYE</b>		<b>Youlden Parkville</b>	
7	11-Dec-22	<b>Youlden Parkville</b> <b>7/75(cc)</b> A Kline 3/10 A Appalo Eleven 2/21	def	<b>Brunswick</b> <b>74</b> I Raines 54 T Raut 2/8	Ransford Oval
8	18-Dec-22	<b>West Coburg</b> <b>4/131(cc)</b> K Freeman 30* A Brunton 26	tied	<b>Youlden Parkville</b> <b>4/131(cc)</b> G Connelly 41* A Watson 21*	Shore Reserve
9	29-Jan-23	<b>Melbourne Deaf</b> <b>1/175(cc)</b> L Sorono 27* TJ Browning 22* FM Zayee 20*	def	<b>Youlden Parkville</b> <b>3/80(cc)</b> G Connelly 27*	Hays Paddock (North Oval)
10	5-Feb-23	<b>Youlden Parkville</b> <b>5/100(cc)</b> G Connelly 22* M Jackson 2/9	def by	<b>Melbourne Deaf</b> <b>5/106(cc)</b> L Sorono 23* R Taylor 20	Ransford Oval
11	12-Feb-23	<b>Youlden Parkville</b> <b>4/72(cc)</b> G Connelly 25	def by	<b>Aberfeldie</b> <b>5/114(cc)</b> Y King 61* G Connelly 2/5	Ransford Oval
12		<b>Gellibrand</b> <b>1/99</b> T Potter 32*	def	<b>Youlden Parkville</b> <b>2/94(cc)</b> G Connelly 24* T Raut 20*	Digman Reserve (Oval #4)
13	19-Feb-23	<b>Youlden Parkville</b> <b>7/107(cc)</b> T Raut 41* S SV 27 L Harris 3/9	def by	<b>West Coburg</b> <b>135</b> M Rogerson 48 L Harris 45 S SV 3/12 J Guiney 2/18	Ransford Oval

# Milestones

## Andrew Phillips – 300 Games

Andrew 'Barney' Phillips joined YPCC at the beginning of the 1999-2000 season. In the 23 years since, has had an extraordinary career at Youlden Parkville both on and off the field. He has captained the Firsts, the Seconds and the Thirds, as well as a season as Captain Coach.

He was a member of the Club's sole First Eleven Premiership back in 2002-03. He was also a member of the VTCA Cup winning side in the same year. In the last two seasons he has captained the Third Eleven to back-to-back premierships, the second of which was in his 300<sup>th</sup> match for YP! He has won 3 x 1st Eleven Bowling Trophies, as well as both the batting and bowling trophies in the Second XI and two bowling trophy in the Third XI. In the 2021-22 season he took the most wickets in the Seniors at YP as well as winning the MCA B grade bowling award. He has won the Ryder Award in the Firsts (in a premiership team), Seconds, and Thirds (twice).



He has scored 2758 runs including six 50s, with a highest score of 74 not out. With Cameron Kent he holds the record for the highest 8<sup>th</sup> wicket partnership in the Second XI of 84 set in the 2014-15 semi final against Coles Sharks a game in which the team made 449, the second highest team total in YPCCs history. This season he and Santosh Dommety combined for an unbeaten partnership of 57 against Maribyrnong Park St Marys to break the 10<sup>th</sup> wicket partnership record for the 3<sup>rd</sup> XI.

Barney has taken 415 wickets at 18.85. This figure puts him 3<sup>rd</sup> on the wicket takers in the history of the Club. It is written into the annals of the Club's history that a Four wicket haul is known as a "Barney". On no fewer than 14 occasions, did AH Phillips take a four wicket haul missing out on a treasured "Michelle". For a period, no other player had taken as many wickets for the Club without taking a 5fa. But eventually, after a wait of nearly ten years, he sealed the deal in his 105<sup>th</sup> match with 5/44 against APWStC (Grand finalists that season) on the 19<sup>th</sup> of December in 2009. It took another 133 games and almost 10 years for a second five haul to be achieved in 2019 against Powerhouse in the thirds. Looking forward to a third haul being achieved in 2029! Despite having just the two five wicket halls at YPCC he does have a hat trick which was achieved 2017-18 in the Third XI against Burnley when he bowled batsmen four, five and six in the batting order.

Two matches in to the 2001-02 season he injured his knee and required a full knee reconstruction. Rather than sulk about it he took on the 1st XI Scorer's role for the rest of the season. He stepped into the Treasurer's role prior to the 2003-04 season, a role he has undertaken ever since. He is the longest serving Treasurer in the Club's history. Further to his Treasurer's responsibilities, Barney also restocks the bar, takes care of covering the wickets, and has been Chairman of Selectors for the last nine seasons.

This summary really just scratches the surface of his input into our great Club. Four Best Clubman Awards are a testament to this. He was made a Life Member in 2012.

Congratulation to Barney on achieving 300 matches for YPCC. We hope his contribution continues well into the future.

Matches	Runs	Average	High Score	Wickets	Average	Best Bowling	Catches	Runouts
300	2758	13.39	74*	415	18.85	5-44	107	16

## Andrew Skate – 200 Games

Dragged down to YPCC upon his return from living in the UK by his twin brother Doug, Andy has been a mainstay of the top two elevens ever since. In his first season at the Club (when his better half Hayley was still in the UK for the first half of the season), Andy won the JOC for the best first year player for that season for his contributions both on the field and socially off it.

On the field Andy has made 4512 runs at 23.62 which includes 18 fifties and a single century, made this season when he scored 105 against Melbourne City in the 2<sup>nd</sup> X1 in the first game after Christmas. He has won both the 1<sup>st</sup> X1 and 2<sup>nd</sup> X1 batting awards twice. His 5<sup>th</sup> wicket partnership of 168 with Nick Demelis against Bentleigh in the seconds in 2015-16 is a record the 5<sup>th</sup> wicket in the 2<sup>nd</sup> X1 for YPCC!



A more than useful “straight break” bowler Andy has collect 126 wickets, the most of any player not to have taken a 5 wicket haul, inheriting the “honour” from Jasper Paevere who broke through for his first bag this season! He has won the 2<sup>nd</sup> X1 bowling award twice and like his highest score, his best bowling figures are against Melbourne City when he took 4-17 in the 2020-21 season.

Andy has also been voted the best player in the 2<sup>nd</sup> X1 four times, as voted by his teammates. In both the 2015-16 (joint with Nick Demelis) and 2019-20 seasons the MCA umpires voted him player of the season for A Reserve. He has captained the 2<sup>nd</sup> X1 admirably on and off for a number of seasons and was a key member of the 2<sup>nd</sup> X1 MCA A Reserve premiership in 2018-19. Proving that age is not slowing him down he won his first George Moloney Junior Trophy (Club Champion) this season when he also swept all the 2<sup>nd</sup> X1 awards (batting, bowling and Ryder)!

Congratulations Andy on playing 200 games. A great player and even better bloke, may there be many more games to come!

Matches	Runs	Average	High Score	Wickets	Average	Best Bowling	Catches	Runouts
201	4512	23.62	105	126	20.87	4-17	96	18

## John Corrigan – 150 Games

John Corrigan arrived at YP in 2010-11 after initially contacting Parkville District about playing there. Parkville never returned John’s call and as a result John rocked up to a YP training session the next week, had a chat to Nick Demelis and from that point on has been a fixture at YP ever since. This season John racked up his 150<sup>th</sup> game for the club.

Whilst John’s 907 runs at 6.77 don’t look like much he does hold a partnership record at YP. The partnership of 161 with Matt Sagoe-Crentsil against South Yarra in 2015-16 for the first wicket is the highest for the 1<sup>st</sup> wicket in the fifth X1. In that game John made his top score of 70. A very part time bowler his slow “leg spin” has earned him 15 wickets with his best bowling being against Monash University in D Grade when he took 2-12.



Corro captained the D Saturday (fifth and sixth X1) for four seasons where he was exceptional at leading a whole new generation of YP players in their initial season(s) of Senior cricket. He has been a member of the committee for the last three seasons and is an active social contributor at YP. John’s leadership has not just been on the field but also off it where he has a captained his trivia team to numerous YP trivia night titles (official records have not been kept but it might be in the order of 6 titles)!

Congratulations John on racking up 150 games. An integral member of the YP family we hope is playing at YP for years to come.

Matches	Runs	Average	High Score	Wickets	Average	Best Bowling	Catches	Runouts
157	907	6.77	70	15	36.20	2-12	44	5

## Alex Avraam – 100 Games

Alex Avraam joined Youlden Parkville at the start of the 2014-15 season to play in the premierships winning under 14B team after previously playing juniors at Edinburgh CC. As a junior Alex won the NWMCA batting award for under 16C. He played his first game of seniors the following season in D Grade against the Thornbury Turf Stokers where he bowled 9 overs and took 1-25 and then was not out 5 when the winning runs were hit in a two-wicket win. This season Alex racked up his 100<sup>th</sup> senior game for the club.



Having not yet turned 21, Alex has a very impressive batting record for YP when you consider a good number of his senior games were played when he was still a junior. He has so far made 2286 at an average of 24.32 with eight fifties and three centuries, all made in the 1<sup>st</sup> X1. He made his highest score of 110 not out against Indigos as a 17-year-old in the 2019-20, a season where he won both the clubs 1<sup>st</sup> X1 batting award and the MCA A Grade batting award and was also named in the MCA team of the year.

In Alex's first season in the seniors post ageing out of the juniors, he was a key member of the 2<sup>nd</sup> X1 A Reserve premierships. Opening the batting he was the backbone of the batting during the during the finals series compiling 194 runs to blunt both Royal Park Reds and Indigos bowling attacks. Those held him in good stead as he has been a constant in the 1<sup>st</sup> X1 from that point on. He holds two batting partnership records. This season he and Mukund Sivakumar set the record for the highest 1<sup>st</sup> X1 first wicket partnership when they put on 177 against Indigos, and in 2018-19 he and Doug Skate got the thirds out of jail when they put on 157, breaking the record for the first wicket, against the Reds in a preliminary final to chase down 214 to get the team into the grand final.

An underrated bowler, Alex has taken 47 wickets at the respectable average of 20.91, mostly with his left arm orthodox "tweakers". He has also been an active member of the social fabric of the club attending most social events and almost always at the pavilion after games to socialise with anyone who is there. His contribution on and off the ground in his first season post juniors saw him awarded the Justin O'Connor Memorial award.

Congratulations Alex on reaching 100 games. Hopefully this is just the start of a long and successful association with YP.

Matches	Runs	Average	High Score	Wickets	Average	Best Bowling	Catches	Runouts
107	2286	24.32	110*	47	20.91	3-7	29	7

## David Heddle – 100 Games

After moving to Melbourne to take up a primary school teaching job in Brunswick, David Heddle joined YP at the start of the 2013-14 season after playing 90 games in Shepparton with Kialla. Clearly devastated with the loss of David Kialla disbanded shortly afterwards! After being stuck on 99 games for a season and a half after taking a hiatus from the game following the birth of his first child, this season David returned for a couple of games and as a result played his 100<sup>th</sup> game for YP.



Predominately an opening batsmen, David has made 2391 runs at a more than handy average of 23.44. He has made 13 half centuries with a top score of 91 made in the 2017-18 season in the 1<sup>st</sup> X1 against Burnley CYMS. He won the first X1 batting average in the 2018-19 season when he had his best season with the bat at YP making 458 runs at 41.64.

David was club coach for two seasons, the second of which he also captained the first X1. Off the field David was a committee member for three years and has always been an active member of the club socially.

Congratulations David on finally racking up 100 games. Hopefully there are many more games to come.

Matches	Runs	Average	High Score	Wickets	Average	Best Bowling	Catches	Runouts
101	2391	23.44	91	5	22.20	1-6	67	6

Mercantile Cricket Association – B Grade

Round GF - Saturday 25 Mar 2023 (12:00PM)

Melbourne City def by Youlden Parkville

Venue: Fawkner Park 3 (Cordner Oval)

Umpires: Emil Annakis and Rohan Jamdar

Result: Youlden Parkville WON FIRST INNINGS

Toss won by: Melbourne City Batted first: Youlden Pakville

1st Innings – Youlden Parkville

					R	4	6
Asheet Tak	caught	N Kumar	bowled	DK Jagadeesan	2		
Aneesh Tak	run out	(N Kumar)			11		
V Bush	caught	SR Swaminathan	bowled	M Kumar	12		
T Farrell	caught	N Kumar	bowled	M Kumar	0	2	
D Shepherd	caught	SR Swaminathan	bowled	P Kulkarni	12		
S Dommety	caught	N Kumar	bowled	D Mishra	7		
+A Medell	not out				25	2	
J Warmington			bowled		4	1	
RJ Jones			lbw	P Kulkarni	0		
MA Stringer	caught	M Krishna	bowled	D Mishra	2		
*AH Phillips	not out				3		
AG Kumar	did not bat						
<b>Extras</b>					30		
(nb 5, w 20, b 2, lb 3)							
Total					<b>9/110 (cc)</b>		
Overs					45.0		

Bowling	O	M	W	R
DK Jagadeesan	7.0	2	1	13
S Kempu	9.0	1	0	22
N Kumar	6.0	1	0	16
M Kumar	7.0	0	2	19
P Kulkarni	9.0	2	2	16
D Mishra	7.0	0	3	19

Fielding	C	RO (Unassisted)
SR Swaminathan	2	
N Kumar	3	1
M Krishna	1	

1st Innings – Melbourne City

					R	4	6
*D Mishra			lbw	M Stringer	4	1	
AN Shamanewadi	caught	Asheet Tak	bowled	AG Kumar	24	1	
M Krishna	caught	D Shepherd	bowled	AH Phillips	29	3	
U Sharma			lbw	V Bush	3		
A Mani			lbw	AH Phillips	0		
+SR Swaminathan			bowled	AH Phillips	6	1	
DK Jagadeesan	not out				12		
P Kulkarni	caught	RJ Jones	bowled	J Warmington	21	1	1
SK Singh			lbw	J Warmington	0		
S Kempu	run out	(V Bush – A Medell)			1		
N Kumar			lbw	J Warmington	0		
M Kumar	did not bat						
<b>Extras</b>					9		
(nb 1, w 1, b 1, lb 6)							
Total					<b>109</b>		
Overs					42.0		

Bowling	O	M	W	R
MA Stringer	4.0	0	1	18
J Warmington	7.0	3	3	11
RJ Jones	8.0	1	0	28
AG Kumar	8.0	2	1	11
V Bush	7.0	2	1	15
AH Phillips	8.0	1	3	19

Fielding	C	RO (Assisted)
Asheet Tak	1	
D Shepherd	1	
RJ Jones	1	
V Bush		1
A Medell		1

North West Metropolitan Cricket Association – Friday Under 16(1)

Round GF - Friday 10 Mar 2023 (5:00PM)

East Keilor def by Youlden Parkville

Venue: **Overland Reserve (Oval #3)**

Umpires: **Mitchell Jamieson** and **Mathieson King**

Result: **Youlden Parkville** WON FIRST INNINGS

Toss won by: **Youlden Pakville** Batted first: **Youlden Pakville**

**1st Innings – Youlden Parkville**

*H Pearce	caught	S Wood	bowled	X Marazita	<b>R</b>
F Boyle	retired not out				38
V Bush	retired not out				51
T Farrell	caught	B Hughes	bowled	D Wilczynski	50
PP Pemmaraju	not out				32
K Maynard			lbw	D Wilczynski	2
J Aldridge	did not bat				0
+A Harris	did not bat				
A Jones	did not bat				
A Ul Haq	did not bat				
A Muhammad	did not bat				
G Jampala	did not bat				
				<b>Extras</b>	19
				(nb 1, w 11, b 0, lb 7)	
				<b>Total</b>	<b>3/192 (cc)</b>
				<b>Overs</b>	20.0

<b>Bowling</b>	<b>O</b>	<b>M</b>	<b>W</b>	<b>R</b>
D Wilczynski	4.0	0	2	28
K Kumar	4.0	0	0	37
B Hughes	3.0	0	0	42
R Farooq	4.0	0	0	33
L Gilham	3.0	0	0	34
X Marazita	2.0	0	1	11

<b>Fielding</b>	<b>C</b>	<b>RO (Assisted)</b>
S Wood	1	
B Hughes	1	

**1st Innings – East Keilor**

L Gilham	retired not out				<b>R</b>
+S Wood	caught	H Pearce	bowled	F Boyle	55
R Farooq	caught	T Farrell	bowled	J Aldridge	26
K Kumar	retired not out				31
*D Wilczynski			lbw	K Maynard	53
X Marazita	not out				4
B Hughes	not out				9
S Craggs	did not bat				1
CN Kotoski	did not bat				
S D'Angelo-McDonald	did not bat				
A Hawker	did not bat				
M Wilczynski	did not bat				
				<b>Extras</b>	9
				(nb 0, w 7, b 1, lb 1)	
				<b>Total</b>	<b>3/188 (cc)</b>
				<b>Overs</b>	20.0

<b>Bowling</b>	<b>O</b>	<b>M</b>	<b>W</b>	<b>R</b>
K Maynard	4.0	0	1	19
V Bush	4.0	0	0	50
PP Pemmaraju	4.0	0	0	43
H Pearce	4.0	0	0	44
F Boyle	2.0	0	1	19
J Aldridge	2.0	0	1	11

<b>Fielding</b>	<b>C</b>
H Pearce	1
T Farrell	1



North West Metropolitan Cricket Association – EBKCA Shield 14 A

Round GF - Saturday 11 Mar 2023 (8:20AM)

Youlden Parkville def Darebin Chargers Green

Venue: Poplar Oval, Royal Park

Umpires: Cullan Morrissy and Jakob Haskell

Result: Youlden Parkville WON FIRST INNINGS

Toss won by: Youlden Parkville Batted first: Darebin Chargers Green

**1st Innings – Darebin Chargers Green**

J Sidhu	caught	R Widmar	bowled	A Pearce	R
*C Mandhan	run out	(A Pearce, H Sinha)			12
R Chaudhary			bowled	B Aldridge	8
J Sandhu	retired not out				6
R Attri	run out	(J Parsons, A Pearce)			30
D Mandhan	caught	H Sinha	bowled	B Aldridge	2
V Goyat	stumped	H Sinha	bowled	A Mornement	3
A Basnet			bowled	B Aldridge	2
A Pannu	not out				27
L Malik			bowled	A Pearce	5
+A Mittal	not out				2
P Mittal	did not bat				2
<b>Extras</b>					14
(nb 6, w 6, b 1, lb 1)					
Total					<b>8/113 (cc)</b>
Overs					25

Bowling	O	M	W	R
A Gill	5.0	0	0	34
M Bhosle	3.0	0	0	13
A Pearce	4.0	0	2	10
B Aldridge	5.0	0	3	16
A Mornement	3.0	0	1	12
J Parsons	4.0	0	0	17
F Paz	1.0	0	0	9

Fielding	C	RO (Assisted)	S
A Pearce		2	
H Sinha	1	1	1
R Widmar	1		
J Parsons		1	

**1st Innings – Youlden Parkville**

A Gill		bowled	V Goyat	R	
+H Sinha	retired not out			20	
B Aldridge		bowled	C Mandhan	33	
M Bhosle	retired not out			1	
*A Pearce	not out			31	
J Parsons	not out			11	
A Mornement	did not bat			6	
D Ahmad	did not bat				
R Widmer	did not bat				
S Wilson	did not bat				
R Longo	did not bat				
F Paz	did not bat				
<b>Extras</b>					14
(nb 3, w 7, b 1, lb 3)					
Total					<b>2/116</b>
Overs					17

Bowling	O	M	W	R
J Sandhu	3.0	0	0	16
R Attri	5.0	0	0	13
C Mandhan	3.0	0	1	29
V Goyat	3.0	0	1	14
P Mittal	2.0	0	0	15
J Sidhu	1.0	0	0	25

Round GF - Friday 10 Mar 2023 (5:00PM)

Essendon def by Youlden Parkville

Venue: Fairbairn Park (Oval #5)

Umpire: Eve Sheehan

Result: Youlden Parkville WON FIRST INNINGS

Toss won by: Youlden Pakville Batted first: Youlden Pakville

**1st Innings – Youlden Parkville**

G Newing	retired not out				<b>R</b>
B Payne	caught A Huddart	bowled	M Mahoney		30
T Skate	caught M Rumoro	bowled	A Huddart		7
A Pearce	caught M Rumoro	bowled	A Huddart		13
J Parsons	retired not out				1
H Coulson Wiegard	caught M Mahoney	bowled	A Huddart		32
*J White	caught S Siriwardana	bowled	T Trounson		24
A Cooper	not out				1
+O Trinchi		bowled	M Mahoney		6
D Goss	caught H Maclaren	bowled	T Trounson		3
T Raut	not out				1
T Bursill	did not bat				2
A Markham	did not bat				
			<b>Extras</b>		20
			(nb 4, w 7, b 71, lb 2)		
			<b>Total</b>	<b>7/140 (cc)</b>	
			<b>Overs</b>	<b>20.0</b>	

<b>Bowling</b>	<b>O</b>	<b>M</b>	<b>W</b>	<b>R</b>
T Trounson	4.0	0	2	19
M Mahoney	4.0	1	2	19
M Rumoro	4.0	0	1	25
A Huddart	4.0	1	3	17
H Maclaren	2.0	0	0	18
S Siriwardana	1.0	0	0	6
M Stevens	1.0	0	0	27

<b>Fielding</b>	<b>C</b>
A Huddart	1
S Siriwardana	1
M Rumoro	2
M Mahoney	1
H Maclaren	1

**1st Innings – Essendon**

M Mahoney	retired not out				<b>R</b>
*M Rumoro	retired not out				32
A Huddart	caught O Trinchi	bowled	G Newing		30
T Trounson	caught G Newing	bowled	B Payne		0
S Siriwardana	retired not out				1
+A Gupta	caught T Skate	bowled	J White		35
M Dennert	run out (O Trinchi)				20
H Maclaren	not out				1
M Stevens	not out				2
J Rickard	did not bat				
C Sharma	did not bat				
			<b>Extras</b>		15
			(nb 2, w 7, b 3, lb 3)		
			<b>Total</b>	<b>4/136 (cc)</b>	
			<b>Overs</b>	<b>20.0</b>	

<b>Bowling</b>	<b>O</b>	<b>M</b>	<b>W</b>	<b>R</b>
A Pearce	2.0	0	0	15
A Cooper	3.0	0	0	15
T Skate	3.0	0	0	20
G Newing	3.0	0	1	16
B Payne	3.0	0	1	22
J White	3.0	0	1	21
J Parsons	3.0	0	0	21

<b>Fielding</b>	<b>C</b>	<b>RO UNASS</b>
T Skate	1	
G Newing	1	
O Trinchi	1	1



# SEASON SUMMARY 2022-23

## Season batting statistics

Team	Runs	Wkts	Runs/Wkt	Overs	Runrate	100s	50s	Ducks
A Grade	2992	126	23.75	629	4.75	2	14	14
A Reserve	2824	137	20.61	724	3.90	1	6	13
B Grade	2755	135	20.41	696	3.98	0	9	13
B Sunday	2288	128	17.88	550	4.16	0	8	23
C North	2534	116	21.84	630	4.02	2	5	20
D Grade - Navy	2601	154	16.89	694	3.75	0	9	32
D Sunday	2290	126	18.17	599	3.82	0	4	26
D Grade - Navy	2415	127	19.02	592	4.08	0	7	17
Women's T20(Shield)	1623	49	33.12	228	7.12	0	2	8
Women's T20(1)	876	42	20.86	173	5.06	0	1	10
Under 16 (1) Fri	2241	88	25.47	297	7.55	0	11	14
Under 16 (5) Fri	1378	56	24.61	228	6.04	0	1	11
Under 14 (1) Fri	1851	91	20.34	295	6.27	0	0	18
Under 14 (5) Fri	987	55	17.95	189	5.22	0	0	14
EBKCA Shield 14 A	1928	50	38.56	270	7.14	0	0	9
Under 12 Fri North 1	951	81	11.74	223	4.26	0	0	27
Under 12 Fri North 5	795	59	13.47	204	3.89	0	0	27
<b>Total</b>	<b>33329</b>	<b>1620</b>	<b>20.57</b>	<b>7221</b>	<b>4.61</b>	<b>5</b>	<b>77</b>	<b>296</b>

## Season bowling statistics

Wkts	Runs	Runs/Wkt	Overs	Runrate	FiveW
121	2801	23.15	580	4.83	1
128	3000	23.44	691	4.34	1
174	2632	15.13	710	3.71	3
116	2656	22.9	526	5.05	1
119	2348	19.73	536	4.38	2
130	2571	19.78	598	4.3	1
127	2464	19.4	573	4.3	1
121	2600	21.49	603	4.31	0
57	1467	25.74	234	6.27	0
34	1125	33.09	160	7.03125	0
90	2028	22.53	294	6.88	0
72	1232	17.11	220	5.6	1
71	1824	25.69	297	6.14	0
57	1319	23.14	197	6.7	0
86	1528	17.77	282	5.42	0
56	1377	24.59	234	5.88	0
39	1401	35.92	217	6.44	0
<b>1598</b>	<b>34373</b>	<b>21.51</b>	<b>6952</b>	<b>4.94</b>	<b>11</b>

## Season win/loss record

Team	Mat	W1	W2	Draw	L1	L2	%Win
A Grade	22	7	0	7	8	0	32%
A Reserve	22	5	0	6	11	0	23%
B Grade	24	13	0	5	6	0	54%
B Sunday	21	7	0	6	8	0	33%
C North	22	8	0	6	8	0	36%
D Grade - Navy	23	8	0	6	9	0	35%
D Sunday	21	6	0	5	10	0	29%
D Grade - Navy	22	6	0	7	9	0	27%
Women's T20(Shield)	15	9	0	3	3	0	60%

## Season win/loss record

Team	Mat	W1	W2	Draw	L1	L2	%Win
Women's T20(1)	12	1	0	4	7	0	8%
Under 16 (1) Fri	15	11	0	0	4	0	73%
Under 16 (5) Fri	12	6	0	0	6	0	50%
Under 14 (1) Fri	15	10	0	0	5	0	67%
Under 14 (5) Fri	11	3	0	1	7	0	27%
EBKCA Shield 14 A	14	12	0	1	1	0	86%
Under 12 Fri North 1	13	4	0	0	9	0	31%
Under 12 Fri North 5	13	1	0	1	11	0	8%
<b>Total</b>	<b>297</b>	<b>117</b>	<b>0</b>	<b>58</b>	<b>122</b>	<b>0</b>	<b>39%</b>



Proudly sponsored by:



**CITY OF MELBOURNE**



**[www.ypcc.org.au](http://www.ypcc.org.au)**